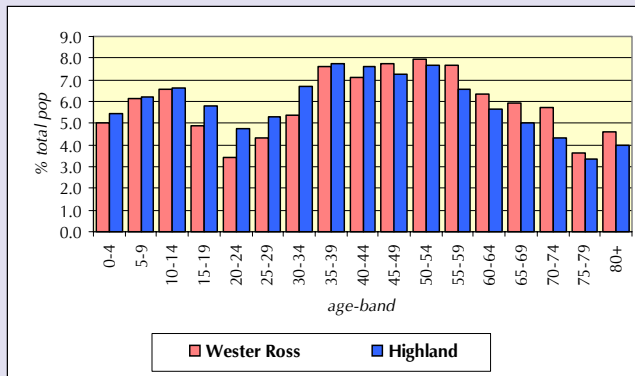


## POPULATION

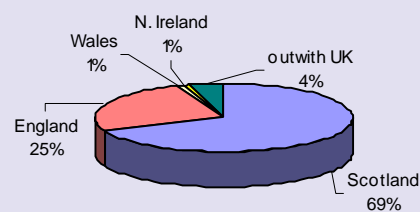
- Wester Ross has a population of 6,001 (50.1% male, 49.9% female)
- Since 1991 the population of Wester Ross has increased by 4.9%

Figure 1: Population by age group



- 19.9% of the Wester Ross population is aged 65 or above, compared with 16.7% in Highland
- Slightly less of the population are aged 0-19 in Wester Ross (22.6%) than in Highland (24.0%)

Figure 2: Country of birth of Wester Ross Residents

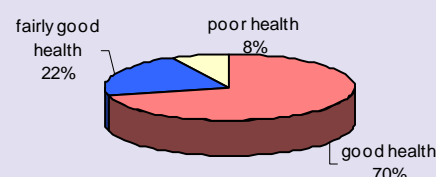


- Wester Ross has a higher proportion of pensioner households (27.1%) than Highland (23.4%)
- 15.5% of Wester Ross population can speak, read or write Gaelic, compared with 11.0% in 1991

## HEALTH

- 19.2% of Wester Ross's population has a limiting long-term illness compared with 18.4% in Highland
- 9.5% of people provide unpaid care to others (due to physical/mental ill health, disability, old age)

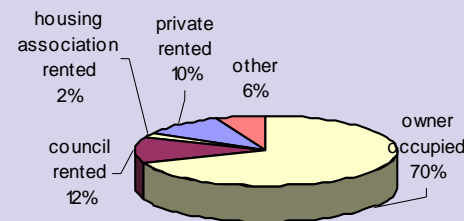
Figure 3: General health of the Wester Ross population



## HOUSING

- There are 2,660 households in Wester Ross compared with 2,277 in 1991
- The percentage of owner occupation in Wester Ross (69.2%) is higher than in Highland (65.7%)
- 23.1% of all housing stock in Wester Ross is used as second/holiday homes, compared with 6.2% in Highland
- 3.6% of the housing stock is vacant
- 1.5% of households live in temporary accommodation (caravans, etc)
- It is anticipated that between 2003 and 2017 there will be a need for 740 new houses in Wester Ross

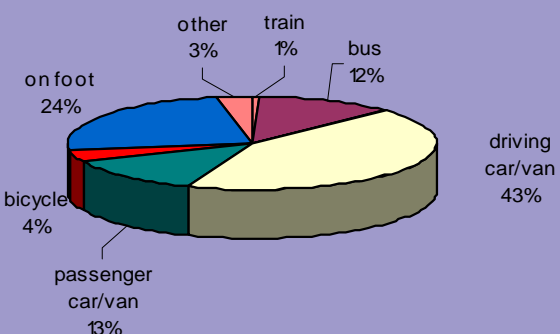
Figure 4: Housing tenure in Wester Ross



## TRANSPORT

- 81.1% of households in Wester Ross have access to one or more cars
- Car ownership is higher than that in Highland (74.9%)
- There are 597km of roads in Wester Ross, of these, 40.5% is A road

Figure 5: Travel to work/study in Wester Ross



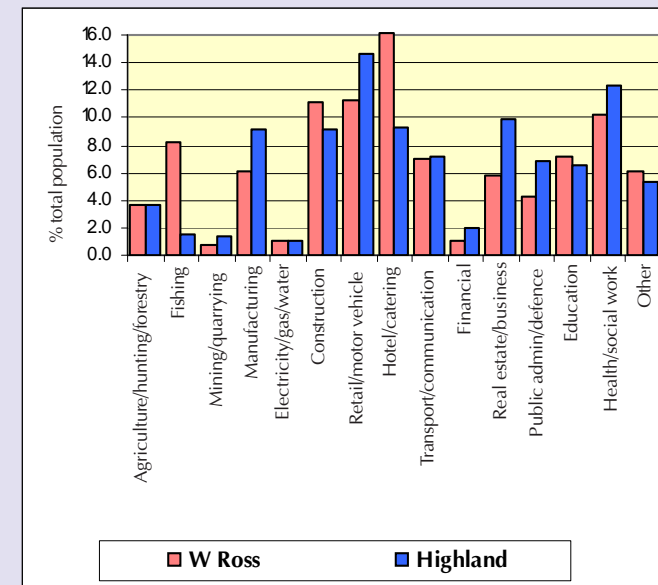
## ENVIRONMENT

- Sites of Special Scientific Interest cover 19.5% of the land area
- 58% of the land area is covered by the Wester Ross National Scenic Area
- There are 83 listed buildings in the area

## EMPLOYMENT

- 16.1% of Wester Ross's working population are employed in the distribution, hotels and catering sector, compared with 9.3% in Highland
- 65.1% of 16-74 year olds in Wester Ross are economically active, compared with 68.1% in Highland
- 18.1% of 16-74 year olds in Wester Ross are self-employed (10.2% in Highland)
- 15.9% of people work from home in Wester Ross compared with 9.8% in Highland

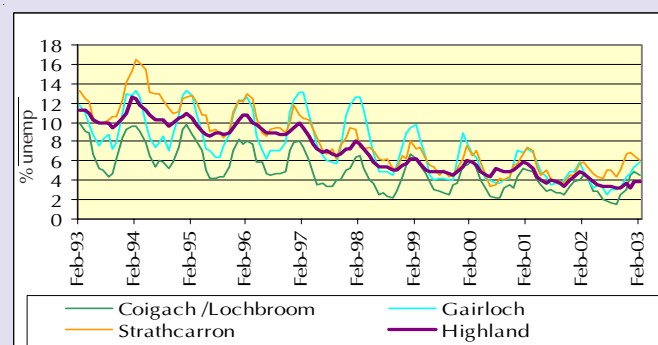
Figure 6: Employment by industry in Wester Ross



## UNEMPLOYMENT

- Wester Ross consists of three 1991 District Wards for which unemployment data is reported. 4.6% of the residents of Coigach/Lochbroom Ward, 5.8% of Gairloch Ward and 6.1% of Strathcarron Ward are registered as unemployed compared with 3.8% of Highland residents
- Unemployment in the area has been following a declining trend since the mid 1990s

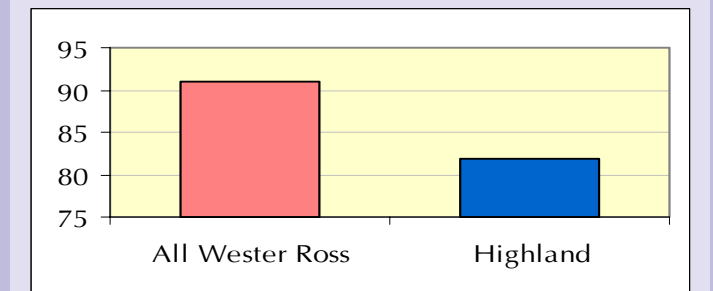
Figure 7: Unemployment



## EDUCATION

- People in Wester Ross are better qualified than the Highland average (70.8% of people in Wester Ross have some qualifications compared with 67.4% in Highland)
- Nearly a quarter of the Wester Ross population are qualified to degree level (24.8%) compared with 19.6% in Highland

Figure 8: % S4 gaining 5+ awards at level 4 or better (2001/02)



## SERVICES

Service	Present
Food Shop	✓
Bank	✓
GP	✓
Hospital	✓
Primary School	✓
Secondary School	✓
Library	✓
Petrol Filling Station	✓
Post Office	✓
Highland Council Service Point	✓
Tourist Information Centre	✓
Swimming Pool	✓
Sports Centre	✓

\* Please note that some of these percentages are based on very small actual numbers and this should be remembered when interpreting the data

• Information in this pamphlet comes from the 2001 Census, The Highland Council and Nomis.