

HIGHLAND AND ISLANDS FIRE BOARD

10 SEPTEMBER 2009

Agenda Item	
Report No	

OPERATIONAL UPDATE

Report by Chief Fire Officer

Operational Update

The Service is aware of the need to keep members informed of matters of operational interest and performance data. There will therefore be a verbal operational update provided on the day of the meeting to accompany the performance information attached.

Members should also note that the Service is currently working to provide each Fire Board member with direct access via the internet to a comprehensive suite of performance information which is updated automatically every day. Once the technical challenge of providing such access is addressed, training will be provided to members to allow them to make best use of the facility.

**BRIAN A MURRAY
CHIEF FIRE OFFICER**

31 August 2009

Performance Report

31 August 2009

Incident Totals

The number of incidents which have been attended in the year to date for each council area are shown in the table below, along with end-year projections and comparisons to the previous two years.

Total Incidents

Year	Incidents	Highland	Orkney Isles	Shetland Isles	Western Isles
2009/10*	5266	4279	292	273	421
2009/10**	2199	1787	122	114	176
2008/09	5135	4161	178	264	532
2007/08	4826	3987	204	183	452

*Projected end-year total

**Year to Date Total

The projected end-year total for Orkney of approx. 292. is an increase on previous years, and relates in the main to increases in the number of automated false alarm calls (currently totalling 60 after five months compared to 69 in total in 2008/09) and secondary fires (currently 10 compared to 8 in total in 2008/09).

Dwelling fires and fire casualties

This year to date there are no recorded dwelling fire fatalities. There are 8 casualties recorded to date, 5 in Highland and 3 in the Western Isles.

The number of dwelling fire incidents this year, projected to the end of the year, is of the same order as in 2008/09.

The total number of dwelling fires for the year to date, projected end-year, and previous-year are shown in the table below.

Dwelling Fires 2009/10

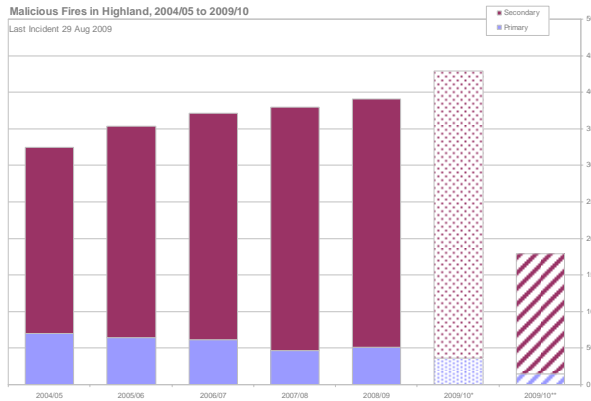
Council Area	Dwelling Fires	End Year Projection	2008/09 Totals
Highland	52	127	125
Orkney Isles	3	7	7
Shetland Isles	6	15	11
Western Isles	12	29	30
Totals	73	178	173

Suspected Alcohol-Related Incidents

In 2009/10 to date 8 dwelling fires have suspected alcohol involvement. 4 of these are in Highland, 3 in Western Isles, 1 in Shetland, and none in Orkney.

Malicious Fires

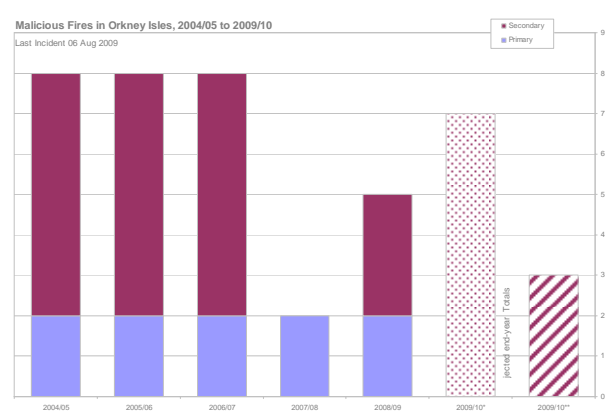
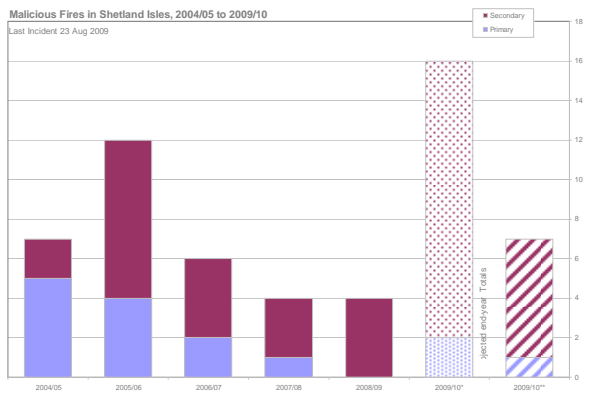
The number of malicious fires (mainly non-property related secondary fires) has been increasing in some areas (Highland and Western Isles in particular). Please note that the current totals and end-year projection for Western Isles shown on the rightmost chart are understated, as we are waiting on submission of FDR1 incident reports of some incidents which occurred in the past month.



Highland

Western Isles

The number of malicious secondary fires in Shetland has also increased when compared to previous years. The figures for Orkney are in line with norms from previous years.



Shetland

Orkney