

Children's feedback

P1-2 and Pre-school

Use smiley / sad faces.

Either:

Ask the children to draw a smiley or sad face to show how they feel about the visit to the library

Or:

Photocopy the sheets, cut them into three and hand them out – ask them to colour in one or more smiley / sad faces to show how they feel about the visit – e.g. 3 smiley faces if they had a really great time

P3

Ask the children to draw a smiley / sad face and to write a word or two to reflect how they felt about the visit.


P4-7

Ask them to write down (you can copy the sheets for them to fill in):


- Something they learned from the visit
- The best thing about the visit
- Anything they didn't like

And to give the visit a star rating (1 poor, 5 brilliant)


This is how I feel about visiting the library today



This is how I feel about visiting the library today



This is how I feel about visiting the library today



When I visited the library today:

I learned:

What I most enjoyed was:

There was nothing I disliked / what I disliked was:

My star rating for the visit is:



When I visited the library today:

I learned:

What I most enjoyed was:

There was nothing I disliked / what I disliked was:

My star rating for the visit is:

