

Caithness Safe Highlander Event 2014

Evaluating the event in terms of pupil and teacher responses

Prepared By: Louise Calder, Business Intern, DSRL

Approved By: Marie Mackay, Community Relations Coordinator, DSRL

ACKNOWLEDGEMENTS

The Caithness Safe Highlander Organising Committee would like to thank all participating agencies and partners for their help and assistance in running the Safe Highlander – Caithness Event on Tuesday 2nd & Wednesday 3rd of September 2014 at Assembly Rooms, Wick. Further thanks must also be extended to all the pupils, teachers and staff who participated with this evaluation.

Special thanks must also be given to Councillor Matthew Reiss for giving the opening address.

CONTENTS TABLE

Acknowledgements.....	1
1. Background of the event	3
2. Research.....	3
3. Findings	3
4. Conclusion.....	4
Appendices.....	5
Appendix 1 – Student responses	5
Appendix 2 - Teacher responses	12

REPORT

1. BACKGROUND OF THE EVENT

The main objective of Safe Highlanders is to educate children about all aspects of safety in a fun and enjoyable way. This is provided by 8 minute sets designed to deliver safety messages to children.

The sets include:

- Highlands and Islands Fire and Rescue service
- Caithness Safety Action Group – drugs and alcohol
- Maritime and Coastguard Agency
- Red Cross
- Fujitsu – Internet Safety
- SSPCA – Animal Safety
- Galliford Try – Building Site

2. RESEARCH

Primary research was undertaken by means of two questionnaires consisting of ranked, geographical and open ended questions. Questionnaires were given out to pupils to evaluate the event, and teacher questionnaires evaluated how well they thought the event had run. Questionnaires were completed after the event and handed back in relation to school area; this enabled a higher response rate, with 204 pupils and 15 teachers completing a questionnaire.

The questionnaires from the 204 pupils was collected, analysed and presented into charts, representing the responses for each of the 13 questions. The 15 teacher responses have been presented in tables, which highlight similarities in responses.

3. FINDINGS

The findings found that most of the pupils enjoyed the event, with 83% of pupils finding the event good or very good and 17% finding the event was ok or they didn't enjoy it. However, compared with 2011, 95% of pupils either found the event very good or good, indicating a large difference.

Pupils were least satisfied with the first aid set, with 26% stating the set was ok and 7% did not enjoy it. Pupils identified the reasons for this was due to the lack of taking part in

activities. 42% of pupils found the groups were too large and only one person from each group were able to complete the activity, therefore most found it boring.

Another set that raised issues was the water safety set, 19% of pupils found the set ok and 6% of pupils did not enjoy the set. 39% of pupils have raised concerns about the realistic-ness of the set and said it was “babyish”. From responses, the man appeared to hide under the table and pretend he was drowning, which was not realistic to them.

The favourite set was the Galliford Try’s construction site set, 67% of pupils found the set very good and 23% of pupils found the set good. Pupil’s comments suggested they found this set fun and interactive, it was highlighted that pupils would like to find out who won the competition. Furthermore, this set was found to have made the biggest impression on them.

There were mixed responses around the alcohol set, the majority of pupils enjoyed the set, however using the pigs liver has caused some pupils distress. While, 4% of pupils found it effective in showing the effects of alcohol, 4% found the pigs liver distressing and some felt faint during the session.

The majority of teachers found the event was well organised and that they had plenty of time to get everything in place. They found that student’s highly enjoyed the event.

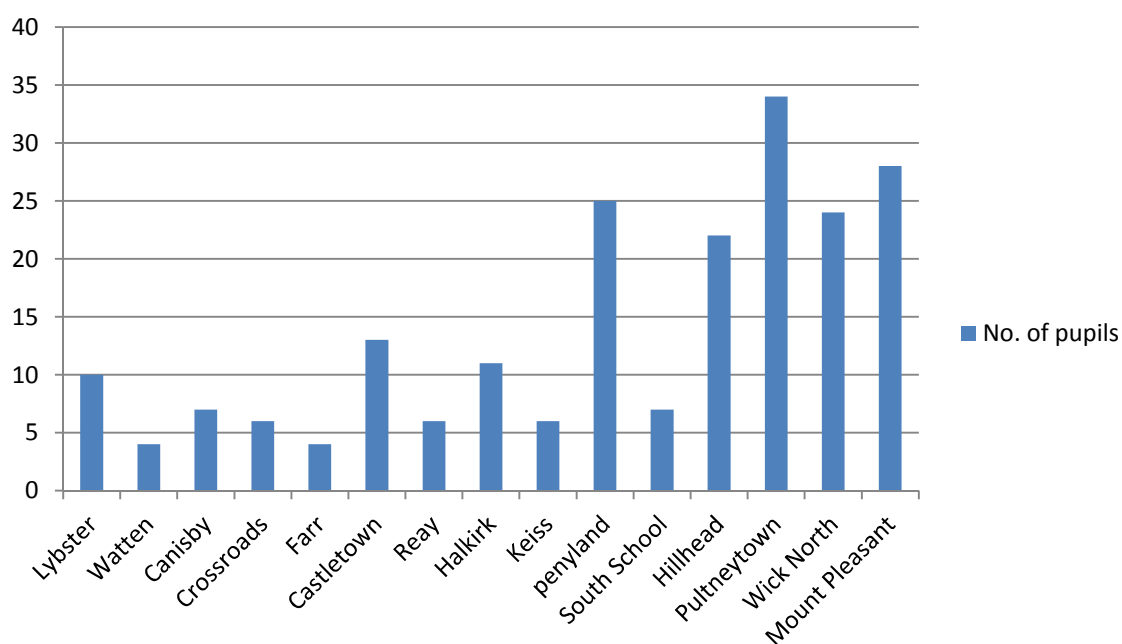
4. CONCLUSION

Overall, the Safe Highlander event has been deemed as a success from pupils and teacher’s and that it has raised safety awareness amongst school children. Children’s satisfaction of the event is down from past years statistics, if improvements are made this is hoped to make the event “very good” on all aspects of the event.

APPENDICES

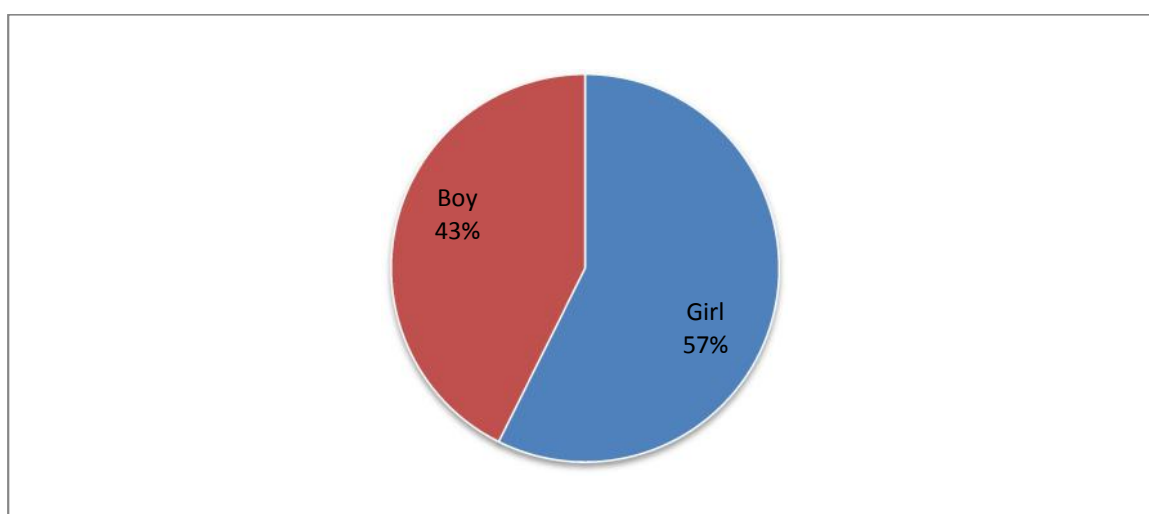
APPENDIX 1 – STUDENT RESPONSES

Overall 204 questionnaires were handed back by pupils from Hilhead, Pultneytown, Wick North, Mount Pleasant. Lybster, Watten, Canisby, Melvich, Reay, Castletown, Crossroads, Halkirk, Keiss, Pennyland and South School. The table below shows the breakdown of where the pupils who responded were based.



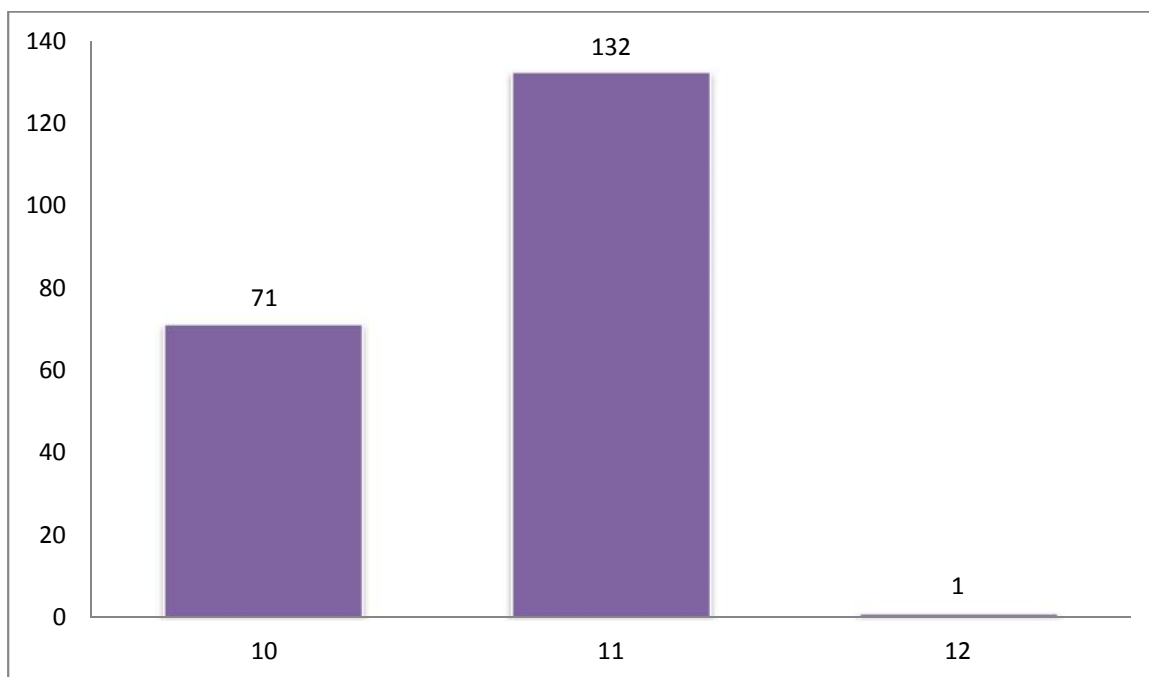
GENDER

The majority of pupils that responded to the questionnaire were female (57%) and 48% of males responded.



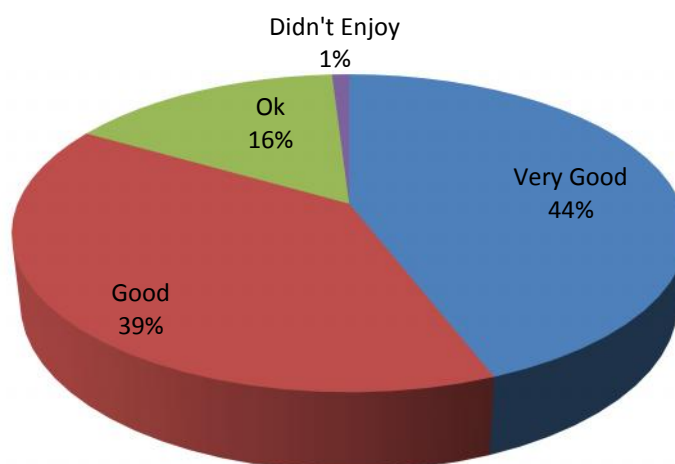
AGE OF PUPILS

The age range of the pupils who responded are aged 10-11, with the most pupils aged 11. Only one respondent was aged 12.

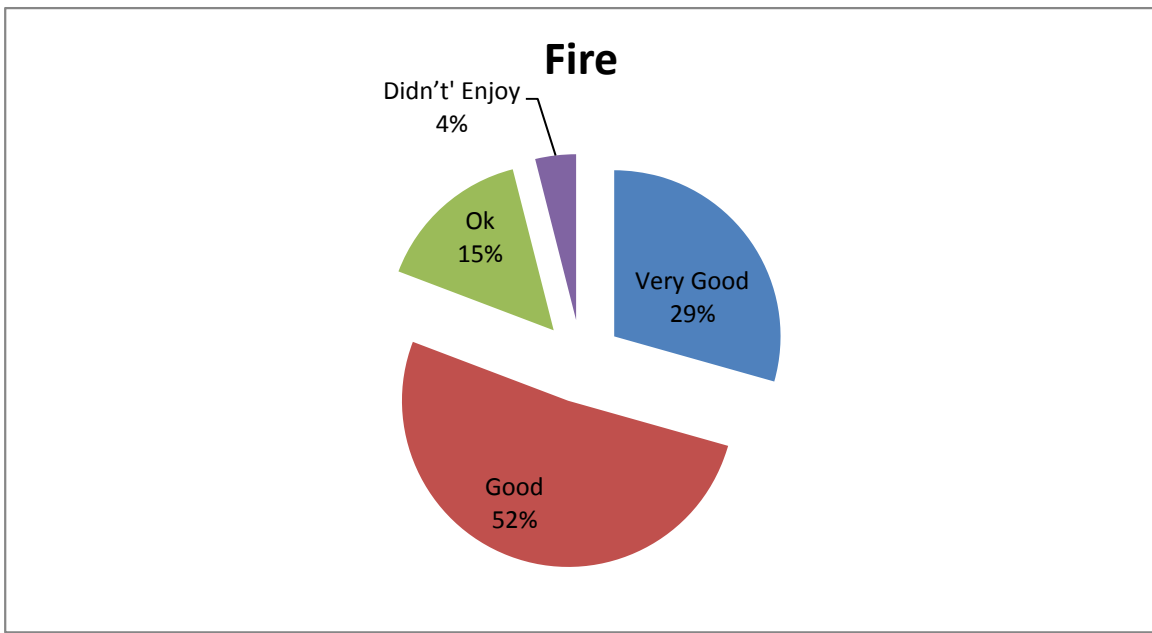


THOUGHTS ON EVENT

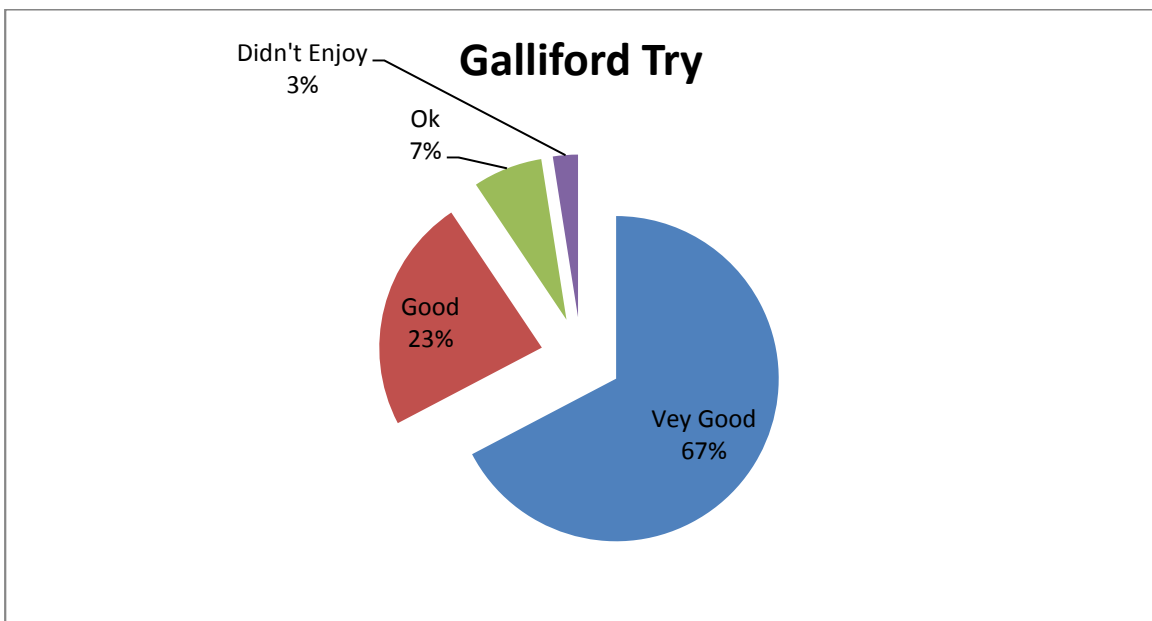
What did you think of the Safe Highlander Event



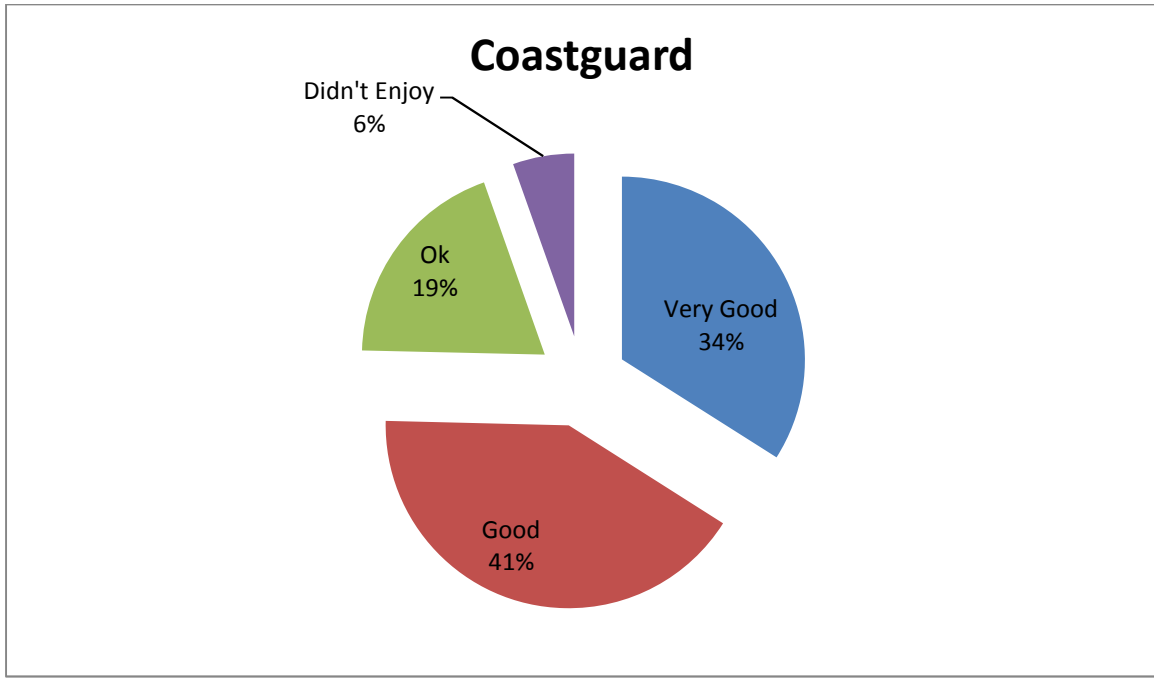
As you can see from the table above, 44% of the pupils found the event very good, and 39% of pupils found the event good. This clearly shows that the majority of pupils enjoyed the Safe Highlander event.



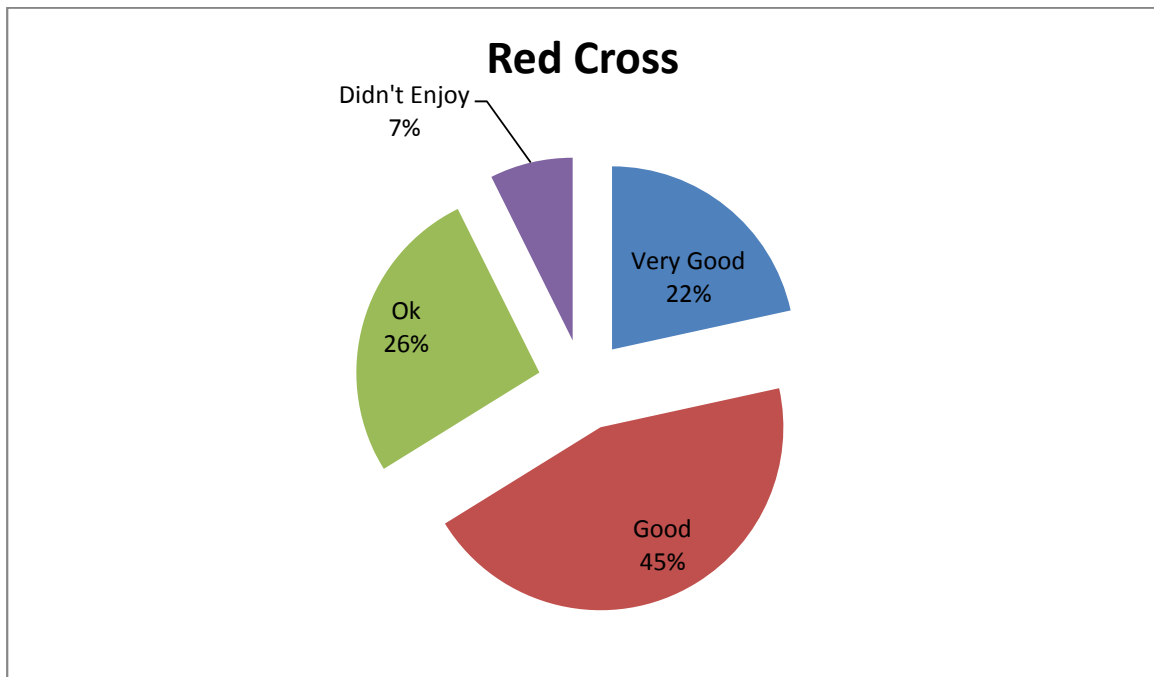
It is clear that the majority of pupils liked the fire set, however pupils feel some improvements could be made to this set. 16% of the pupils stated that the fire set was boring; this is due to the class not being very active, with the smoke alarm being too loud. Suggestions made were to have more examples and slideshows to keep pupils interested.



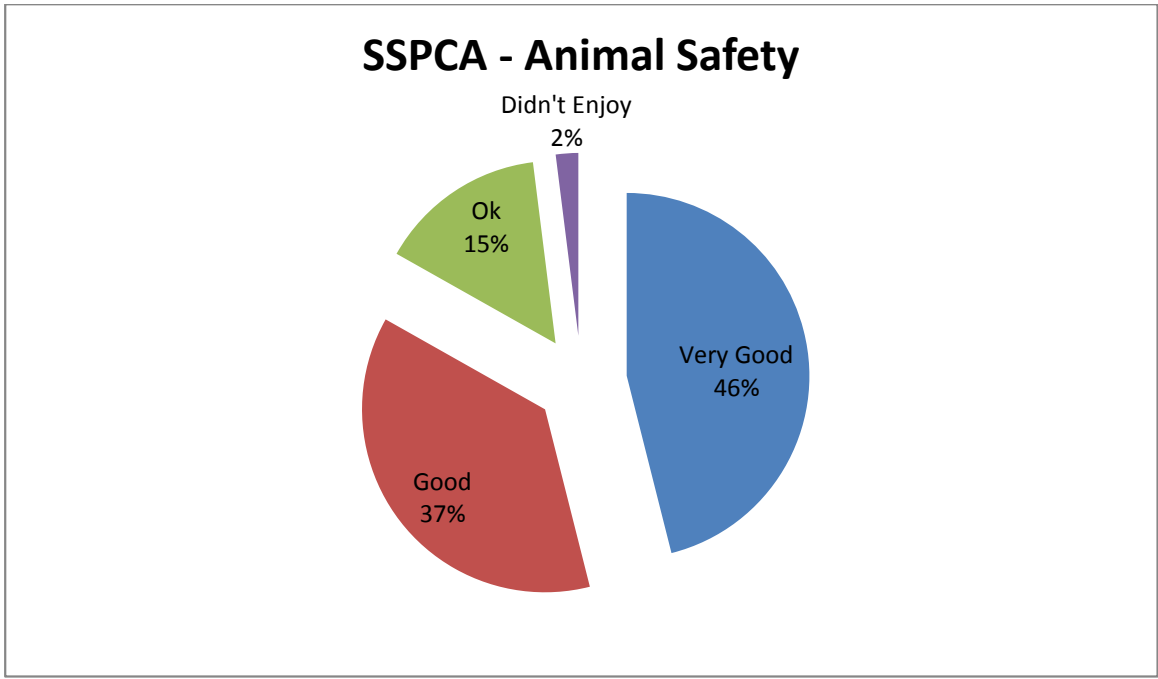
The building site set was the most popular set amongst pupils, with 67% finding it very good and 23% of pupils finding it good. Most of the pupil's comments regarding this set was that it was fun, however some pupils found that the question and answering session was too long and the man was giving them answers.



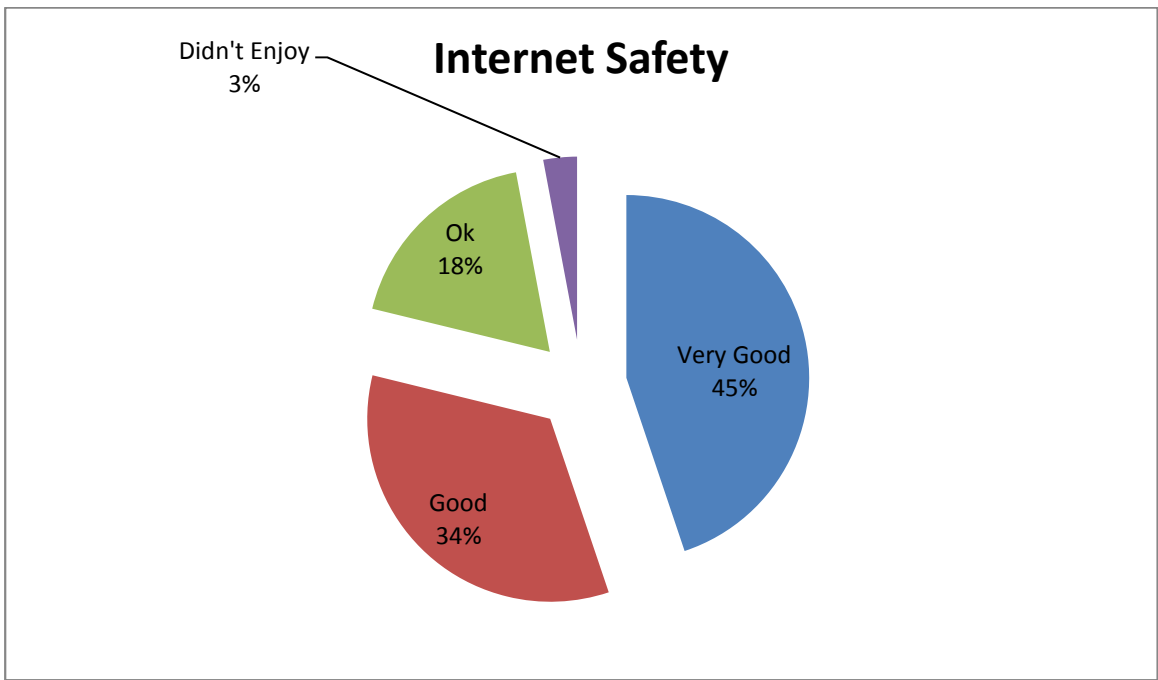
Again, overall pupils liked the coastguard set, however pupils found that the class was “babyish”, as the man was under the table pretending to drown, which wasn’t realistic. 39% of pupils stated this within their questionnaire responses.



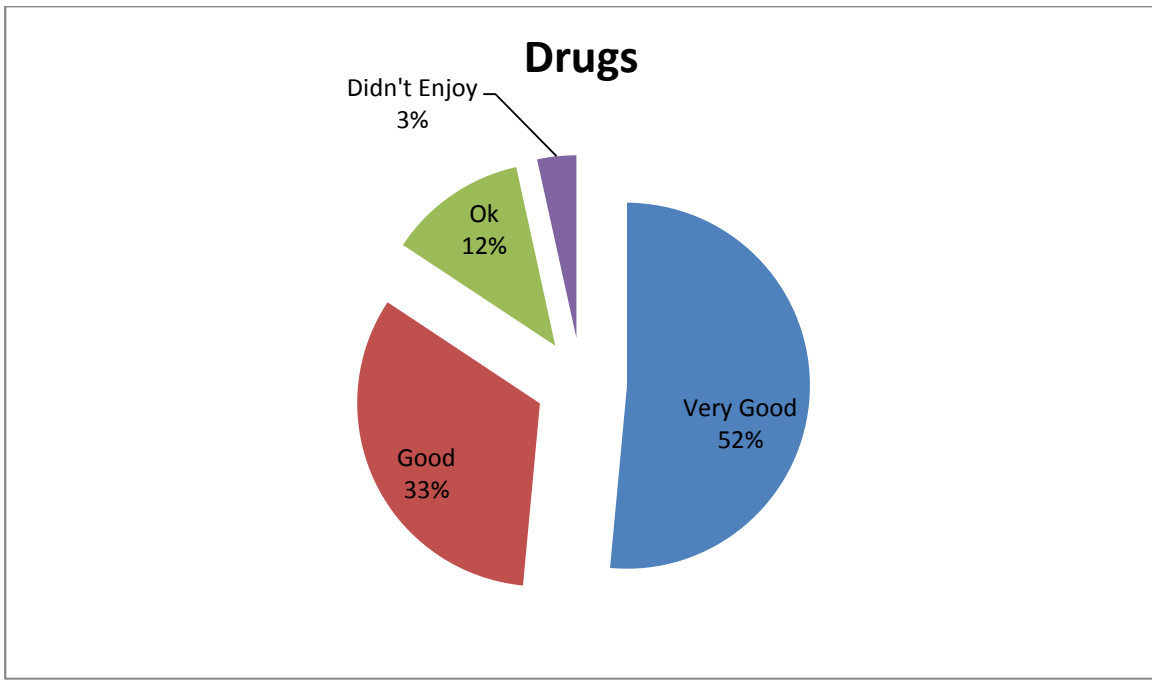
32% of pupils found that the Red Cross set was ok or they didn’t enjoy it, although the majority of pupils either thought the set was good or very good. 42% of pupils found that the Red Cross set was boring, the reasons for this was with such huge groups, only one person from each group got a turn.



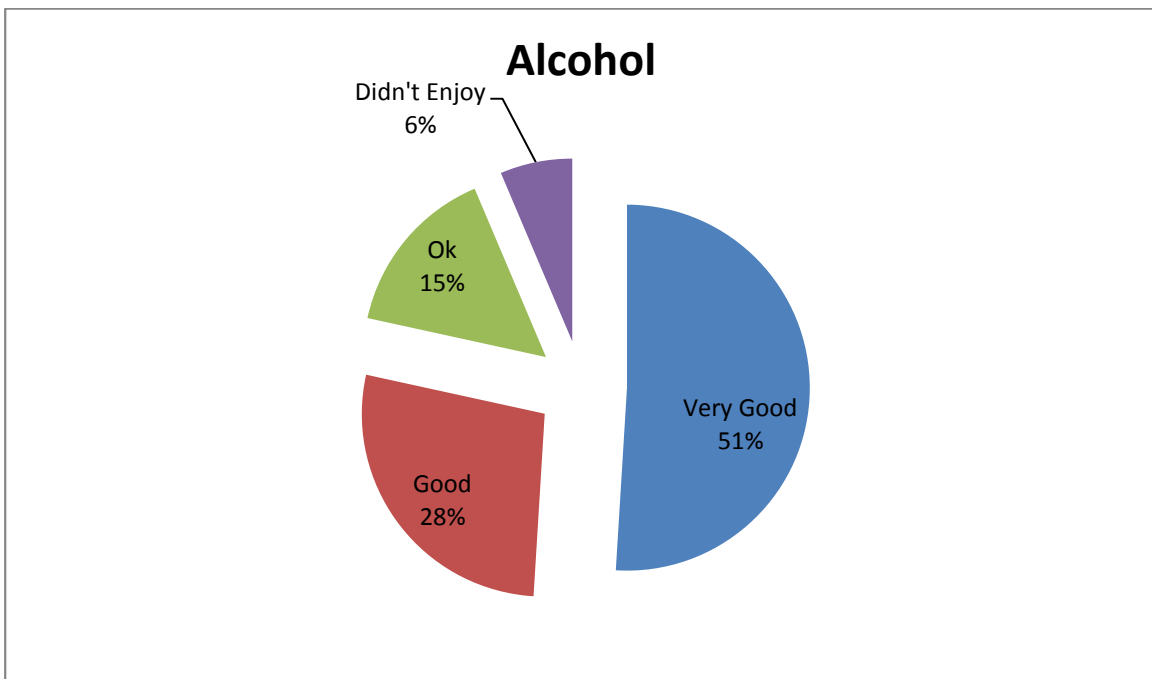
The majority of pupils found the SSPCA very good and good. No comments were made to improve the SSPCA animal safety set.



It is clear that pupils enjoyed the Internet safety set. 8.16% of pupils found the set could be improved with less talking and doing more activities.

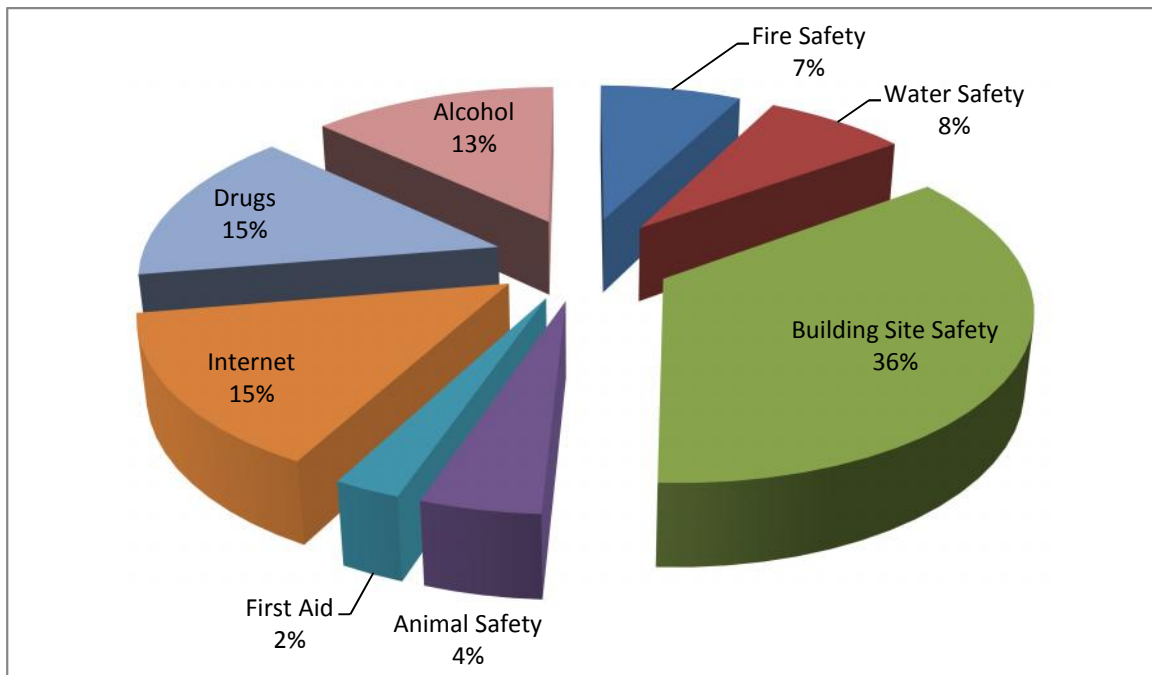


The majority of pupils enjoyed the drugs set, 4% of pupils found that less time should be spent looking at the board and more activities could be introduced.



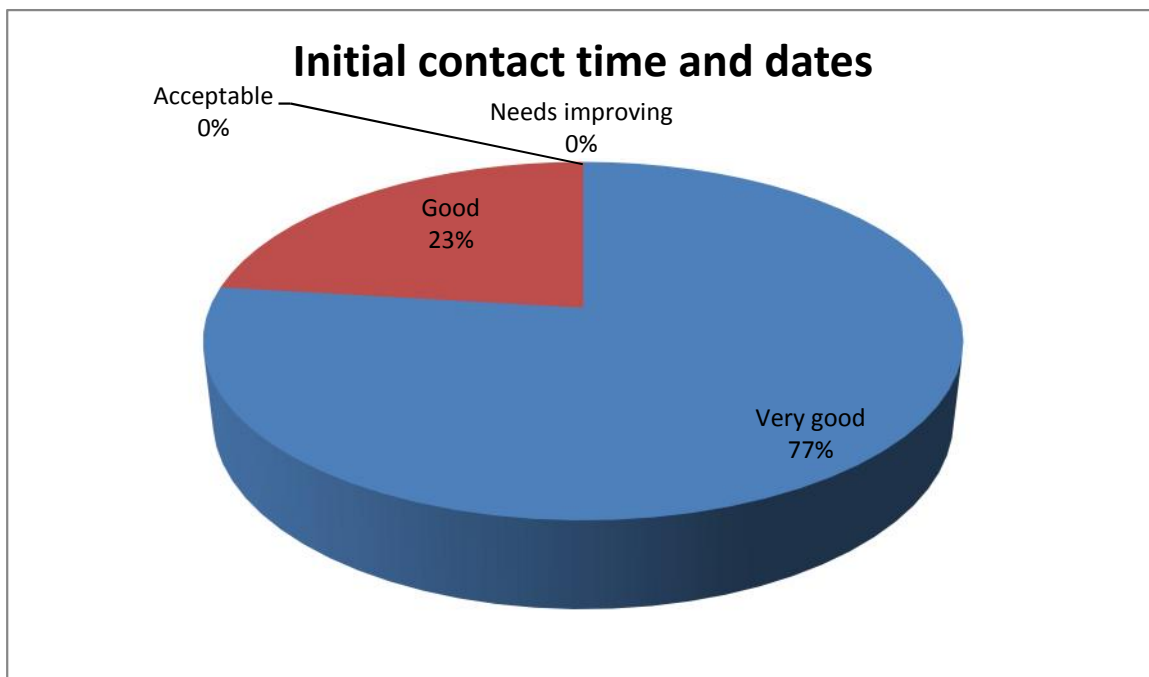
The majority of pupils enjoyed the alcohol set, with 4% of pupils liking the fact that the set shows you what alcohol does to your liver, by demonstrating it on a pigs liver. However, 4% of pupils did not like the pig's liver and felt a bit faint during the class.

WHICH SET HAD THE BIGGEST IMPRESSION ON PUPILS

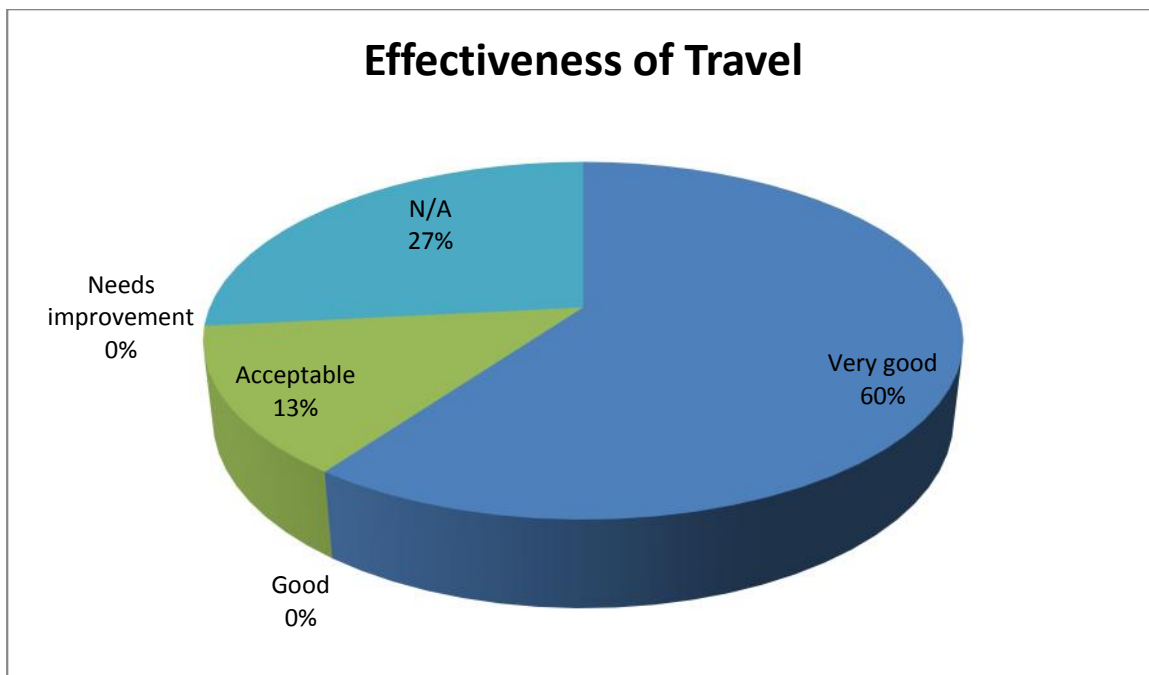


It is clear that Building Site set had the most impression on them, with Drugs and Internet safety making the second highest impression. First aid and animal safety had the lowest impression on pupils.

53% of pupils mentioned that there are no improvements that need to be made to any of the sets and 42% of pupils found that there needed to be more time at each set as some sets were cut short.

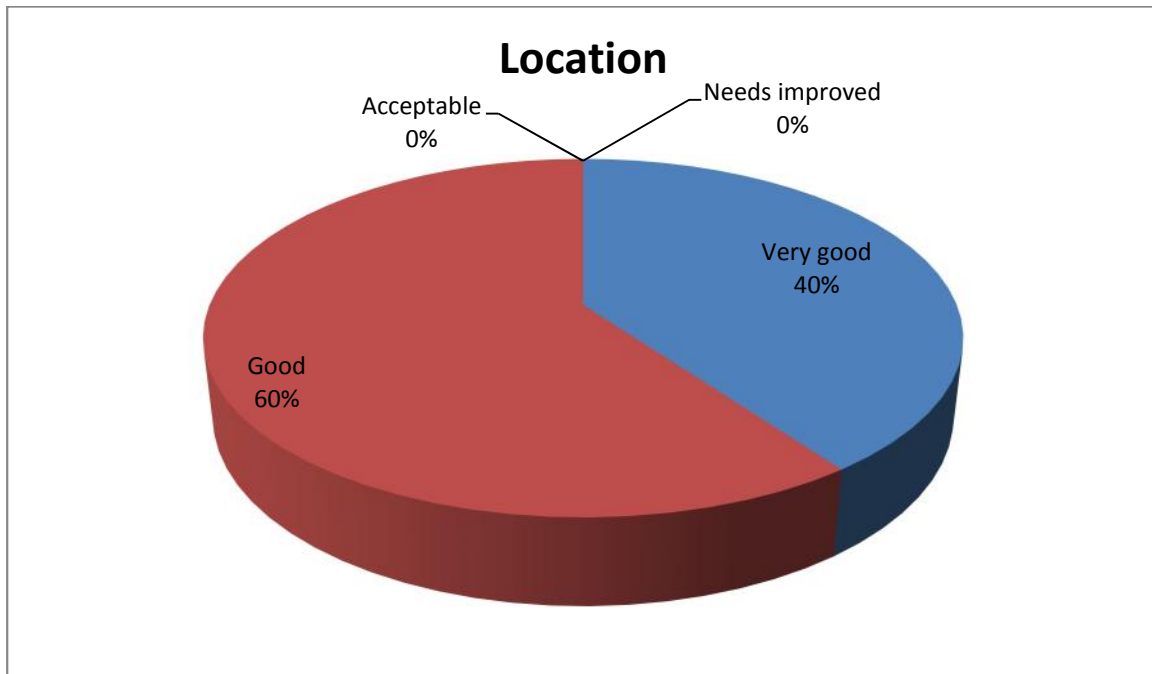


The majority of schools found the initial contact time and dates very good, with Farr Primary School and Lybster Primary School stating the correspondence was received well in advance before the event. 23% of schools found the event good. Castletown School stated that they would have liked to receive more information about the event initially as she was a new teacher.

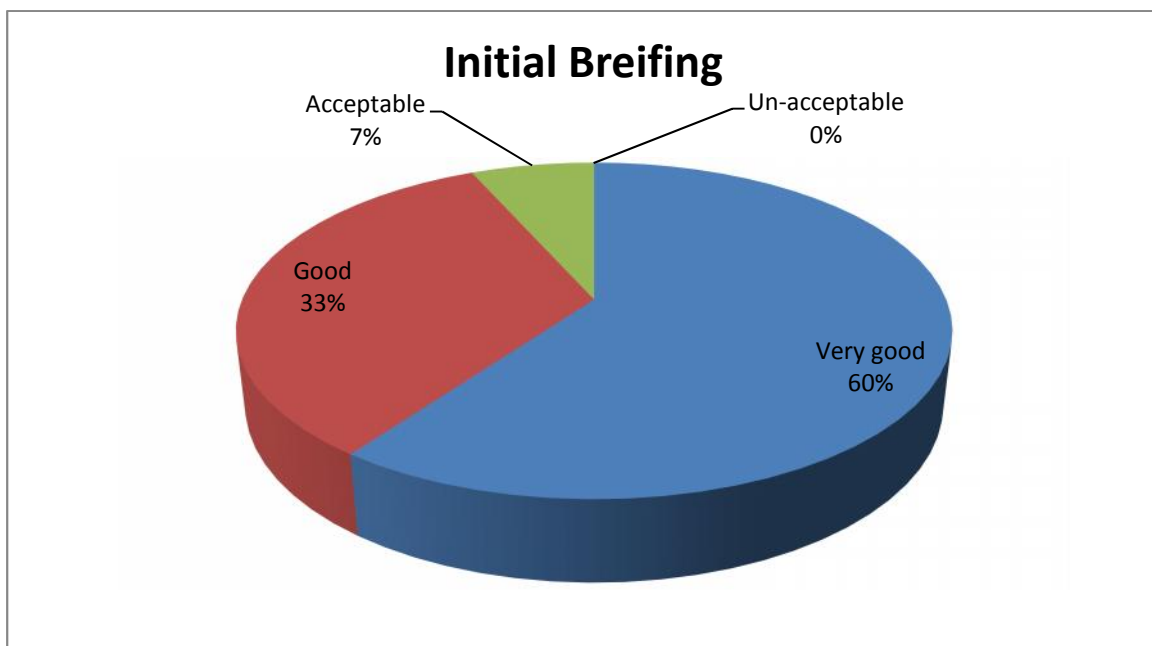


South and North Primary Schools both walked, along with Hill Head Primary School. Farr Primary organised their own transport to the event. The majority were teachers were

pleased with the travel arrangements; however Crossroads Primary stated that the bus arrived too early and students had to wait around, and Mount Pleasant Primary stated that they booked a 33 seater bus and was given a 29 seater. Further research was completed on this issue and concluded that the bus was booked on the numbers that the school had provided, thus making it important for teachers to pass on the correct numbers.

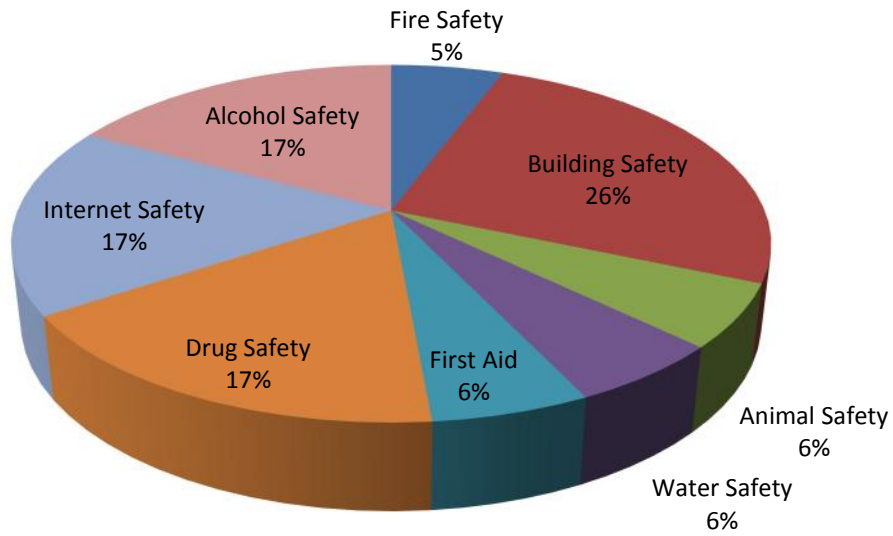


All teachers found the location either good or very good. Farr Primary School, Pulteneytown Primary School and Mount Pleasant Primary School, commented that it was very spacious.



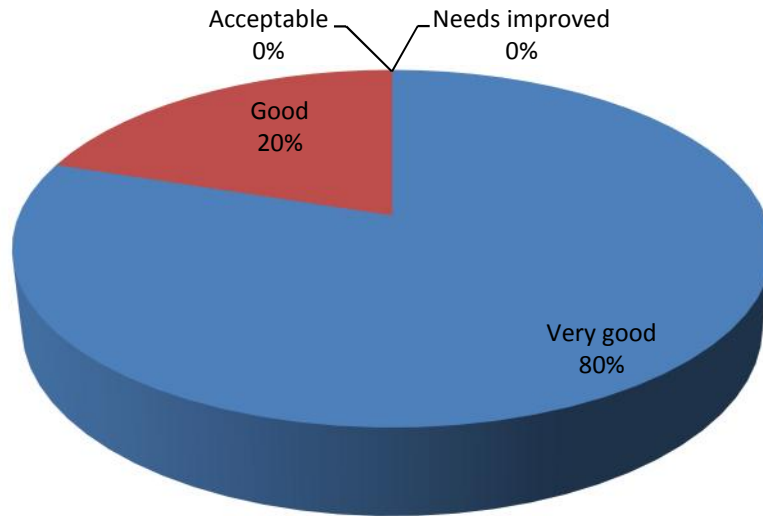
The teachers found the briefing welcoming, short and to the point to explain pupils the purpose of the event.

Which set made the most impression



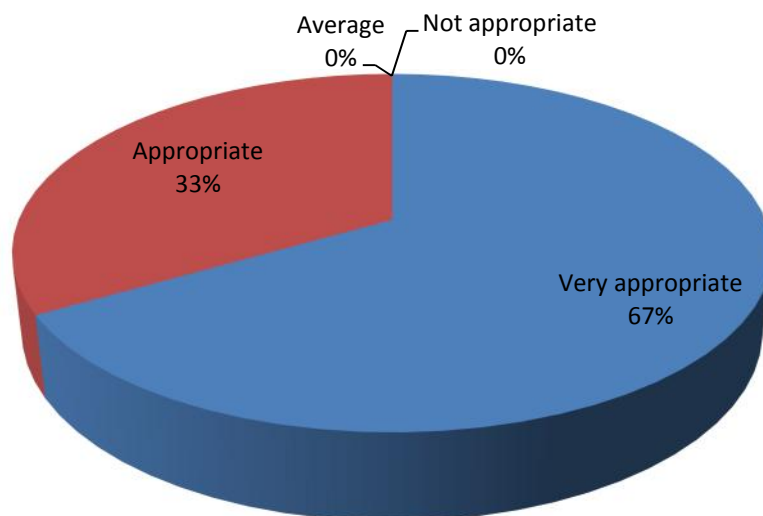
SCHOOL	SET TO BE IMPROVED	WHY
Crossroads	Internet safety	Needs to be more interactive
Pennyland	First Aid	Needs to be more interactive
Lybster	Fire Safety	Needs to be more interactive
Reay	Building Site	Needs to give more information
Pulteneytown	Water Safety	Not realistic
Mount Pleasant	First Aid & Fire Safety	More information about recovery Position and fire safety should do more than ring alarms.

How worthwhile was the event to Pupils



All the teachers found the event very worthwhile for pupils as it widened their knowledge of safety.

How appropriate were the scenarios



Teachers found all the scenarios very relevant.

Further comments:

1. Two teachers would like to see more time at each set.
2. Eight teachers said they enjoyed the event and was worthwhile to pupils.
3. Two teachers said pupils liked the goody bags received.
4. One teacher would like to see return of the car safety set.