

# **Caithness Safe Highlander 2016**

## **Evaluation Report**

Evaluating the event in terms of pupil and teacher responses.

Prepared by: Dawn Clasper, Administrator, Dounreay

Approved by: Marie Mackay, Community Relations Co-ordinator, Dounreay

## **Acknowledgements**

The Caithness Safe Highlander Organising Group would like to thank all participating agencies and partners for their help and assistance in running the Safe Highlander Caithness event on Tuesday 6 and Wednesday 7 September 2016 at the Assembly Rooms, Sinclair Terrace, Wick.

Further thanks must also be extended to all pupils, teachers and staff who participate in this evaluation.

Special thanks must also be given to Councillor Roger Saxon of Highland Council for giving the opening address.

## Contents

Acknowledgements .....	2
1. Background of the event .....	4
2. Research .....	4
3. Findings .....	4
4. Conclusion .....	4
Appendices .....	5
Appendix 1 – Student Responses .....	6-13
Appendix 2 – Teacher Responses .....	14

## **1. INTRODUCTION**

The main objective of the Safe Highlanders is to educate children about all aspects of safety in a fun and enjoyable way. This is provided by eight minute sets designed to deliver safety messages to children.

The sets included in 2016 were:

- Fire Scotland - Fire Safety
- Maritime and Coastguard Agency – Water Safety
- Morrison Construction – Building Site Safety
- Hi-Mats – First Aid
- Police Scotland – Road Safety
- Fujitsu – Internet Safety
- Caithness Youth Action Team – Drug and Alcohol Awareness
- Scottish and Southern Energy – Electrical Safety

## **2. RESEARCH**

Primary research was undertaken by means of two questionnaires consisting of ranked, geographical and open ended questions. Questionnaires were given out to pupils to evaluate the event, and teacher questionnaires evaluated how well they thought the event had run.

Questionnaires were completed after the event and handed back in relation to school area; this enabled a higher response rate with 239 (47%) pupils and 16 teachers completing a questionnaire.

The questionnaires from the 239 pupils (117 boys/122 girls) were collected, analysed and presented into charts representing the responses for each of the 13 questions. The 16 teacher responses have been presented in tables, which highlight similar responses.

## **3. FINDINGS**

The findings found that most of the pupils enjoyed the event, with 91% of pupils finding the event good or very good, only 9% okay or did not enjoy it. However, compared with 2015, 97% of pupils found the event good or very good, which is a 6% decrease on the previous year.

Pupils were least satisfied with the Fire Safety set, with 32% stating the set was okay and 5% not enjoying it. Pupils identified the reason for this was due to the lack of participation and only being shown a power point presentation.

Another set that raised issues was the Electrical Safety set with 30% finding the set okay and 5% did not enjoy the set. The major comment being it needs to be more interactive.

The favourite set was the Road Safety set delivered by Police Scotland. This was reflected in the feedback; 86% very good and 10% good and was undoubtedly down to the content of the set with the car and the dummy. This set also made the biggest impression on the pupils.

Another set that was well received was the Drug & Alcohol Awareness set with 76% of the pupils finding this very good and 18% finding it good. An example of feedback comments: 'loved the drunk goggles they were fun'.

The majority of teachers found the event well organised and that they had plenty time to get everything in place. They found that the pupils overall highly enjoyed the event.

One recurring theme was the comments over the length of each set at eight minutes. Many suggested the sets could be 10 or 13 minutes long as some were rushed.

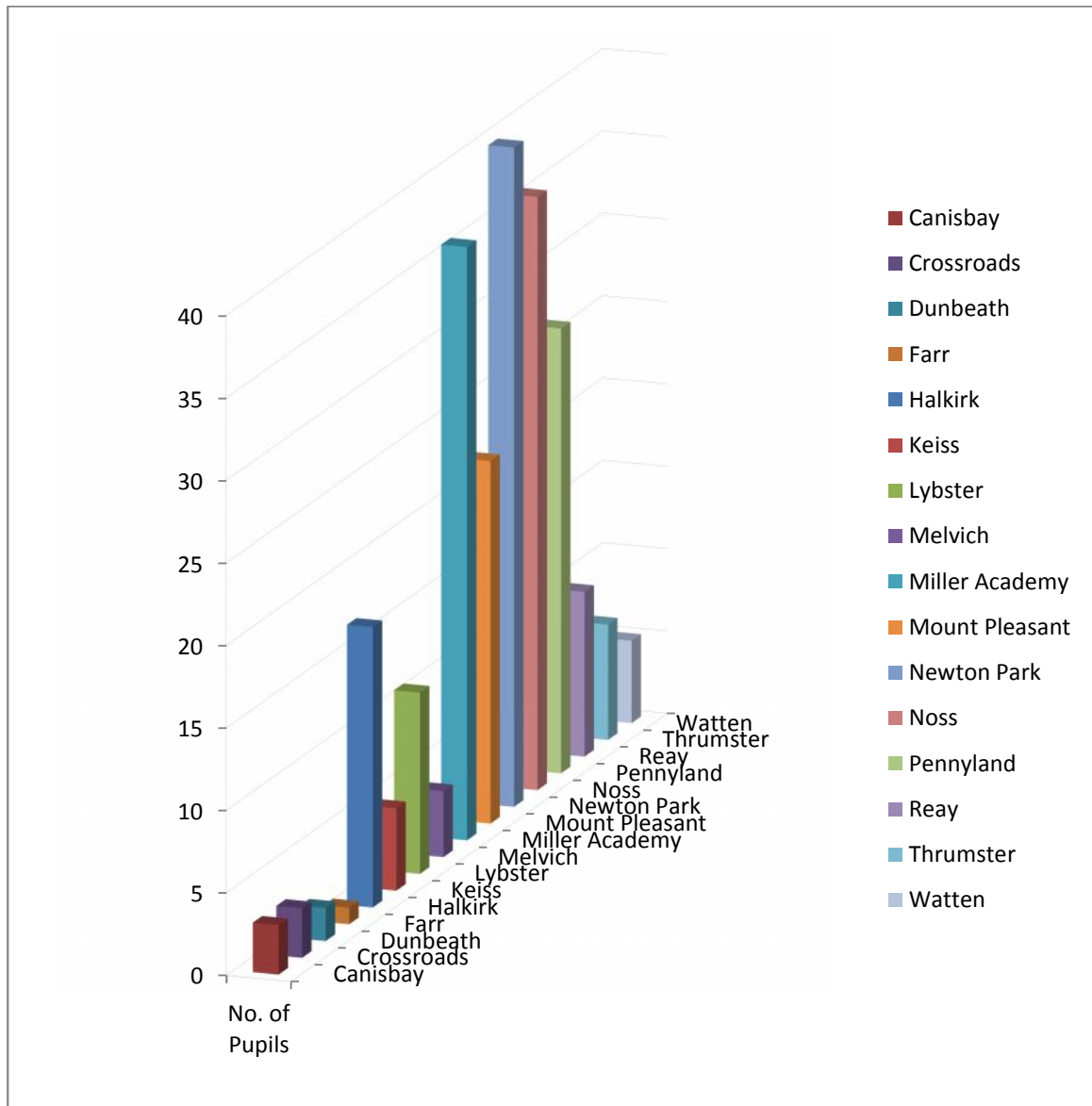
#### **4. CONCLUSION**

Overall the Safe Highlander 2016 event has been deemed as a success from pupils and teachers and that it has raised safety awareness amongst the school children who attended.

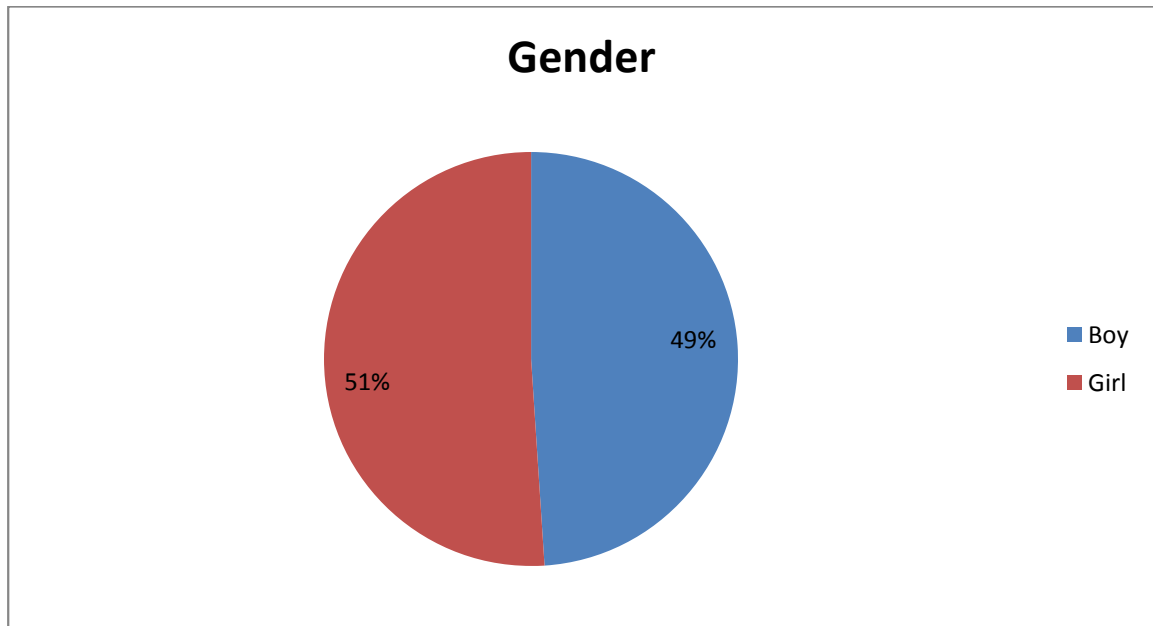
## Appendices

### Appendix 1 – Student responses

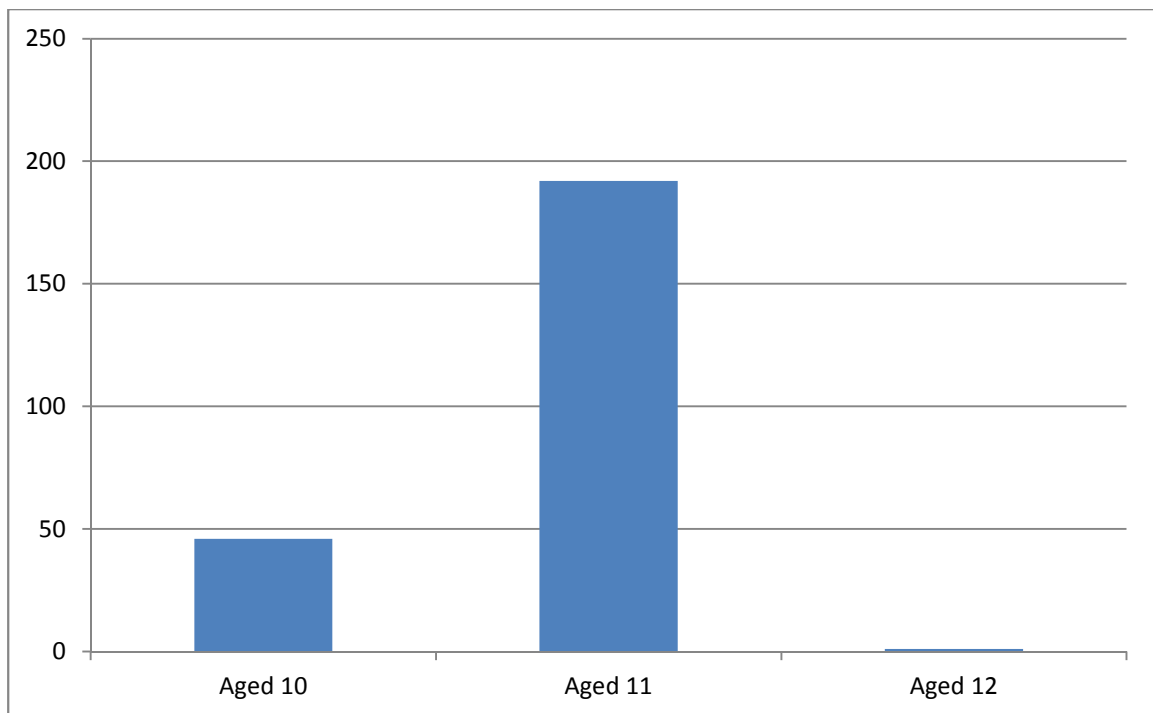
Over all 239 questionnaires were returned by pupils from Canisbay, Castletown, Crossroads, Dunbeath, Farr, Halkirk, Keiss, Lybster, Melvich, Miller Academy, Mount Pleasant, Newton Park, Noss, Pennyland, Reay, Thrumster and Watten. The table below shows the breakdowns of where the pupils responded were based.



The majority of pupils that responded to the questionnaire were female (51%). A reverse on 2015 which had a return of 56% male.

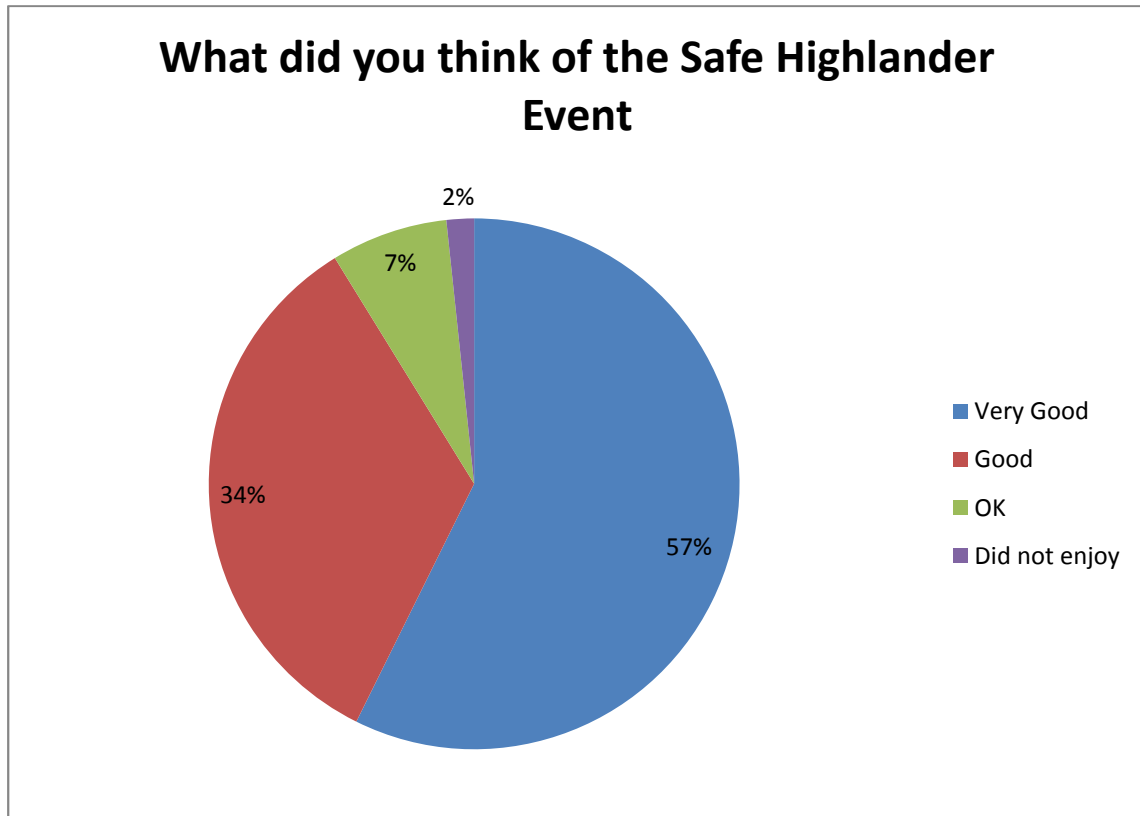


AGE OF PUPILS - The age range of the pupils is ages 10 to 12 with most ages 11 as expected for P7.



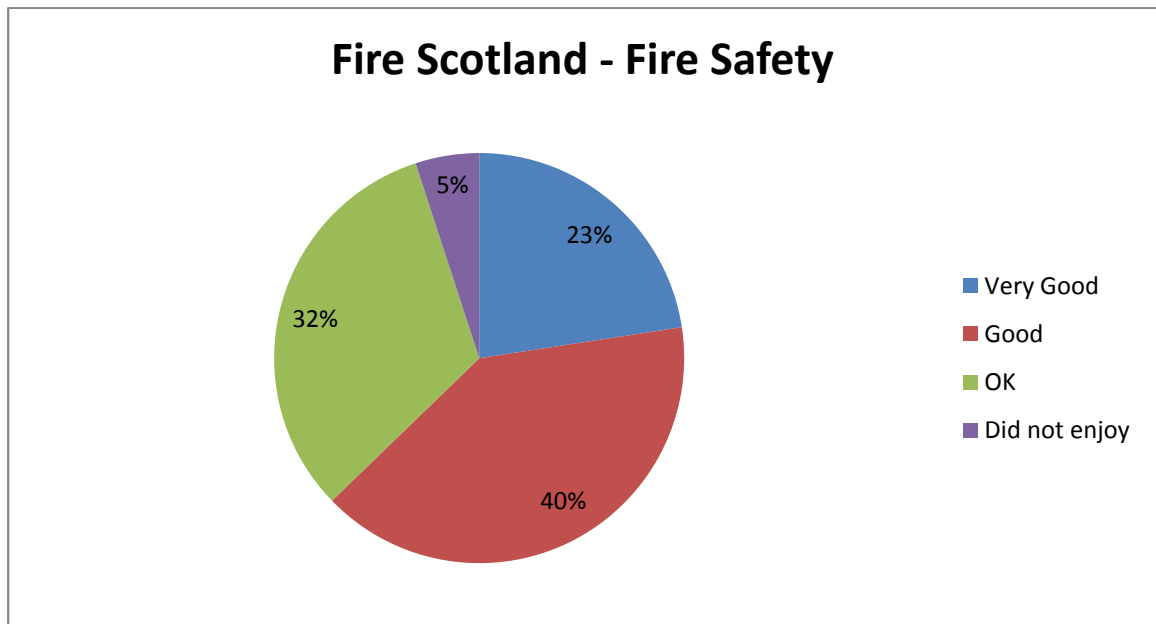
## OVERALL EVENT

As can be seen from the table below 57% of the pupils found Safe Highlander 2016 to be very good, with 34% finding it good. There were 2% that did not enjoy the event. This clearly states that the majority of pupils enjoyed the Safe Highlander 2016.

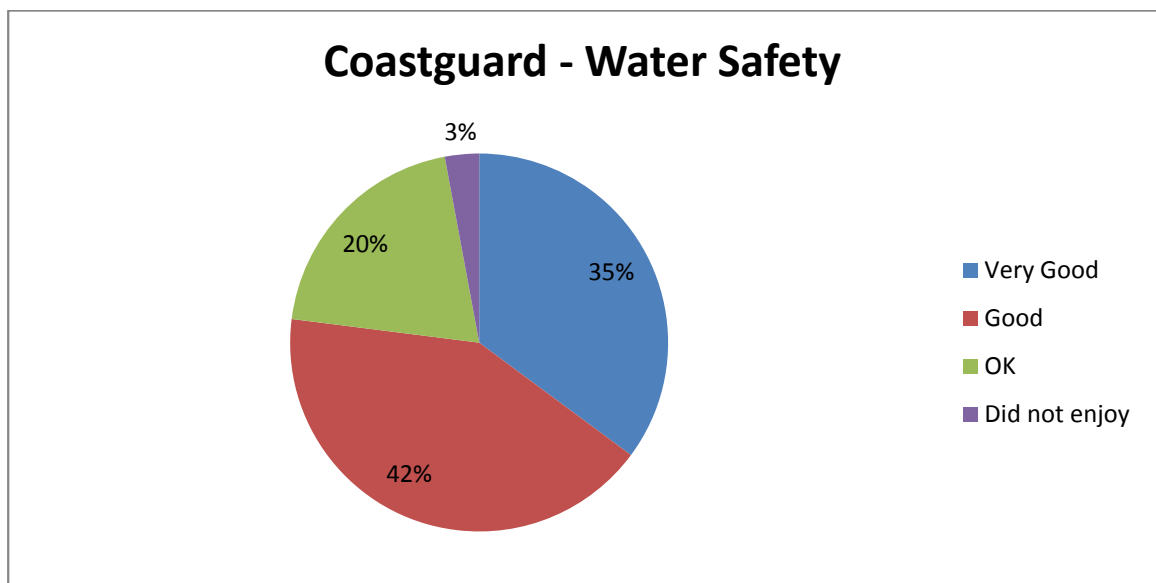




## THE SETS

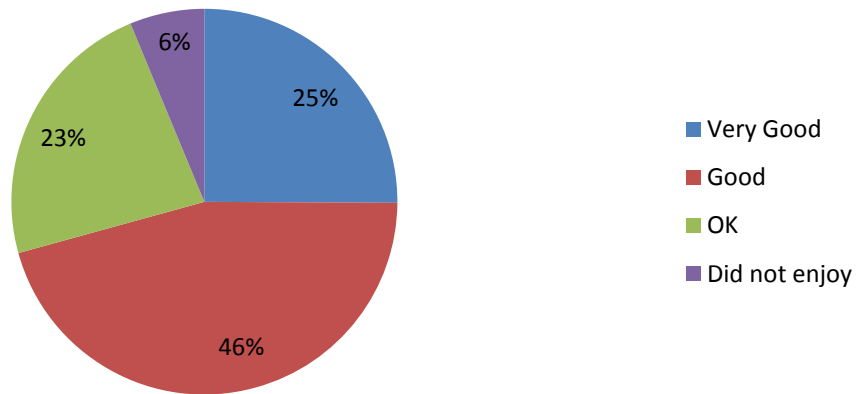


It is clear that the majority of pupils liked the Fire Safety set. The 5% who did not enjoy the set felt there could have been more activities rather than a power point presentation and that it was difficult to hear the man. One comment was 'could be better if there was real life rooms'.



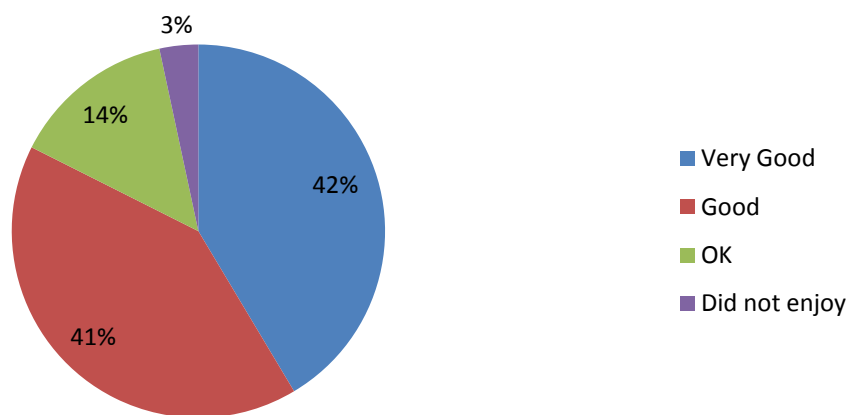
Another well-received set with a 77% favourable return, only 3% did not enjoy this set, but did not know how to improve it.

## Morrison Construction - Building Site Safety



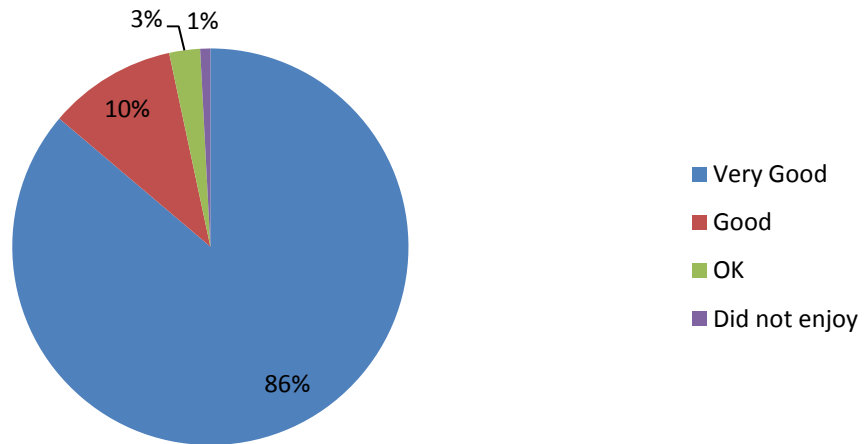
The Building Site Safety set attracted comments ranging from 'this was boring as we were just standing about and watching' to 'could have had more activities in it'.

## Hi-Mat - First Aid



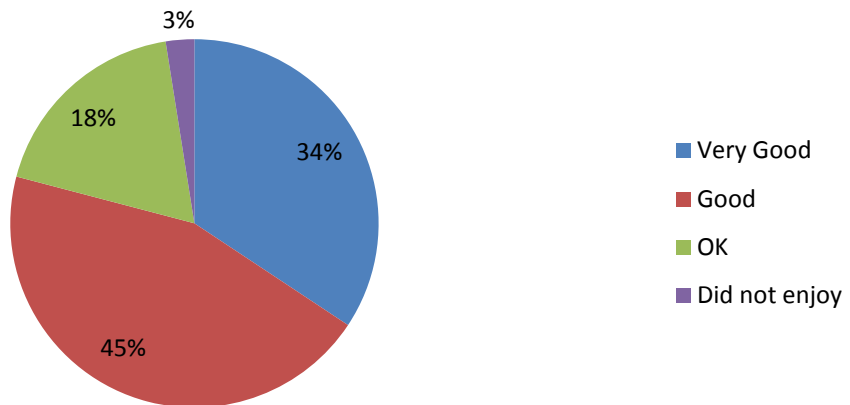
The First Aid set was well received by the pupils. A few comments suggested that the set could teach CPR. Generally the set was well received as indicated by the % score.

## Police Scotland - Road safety



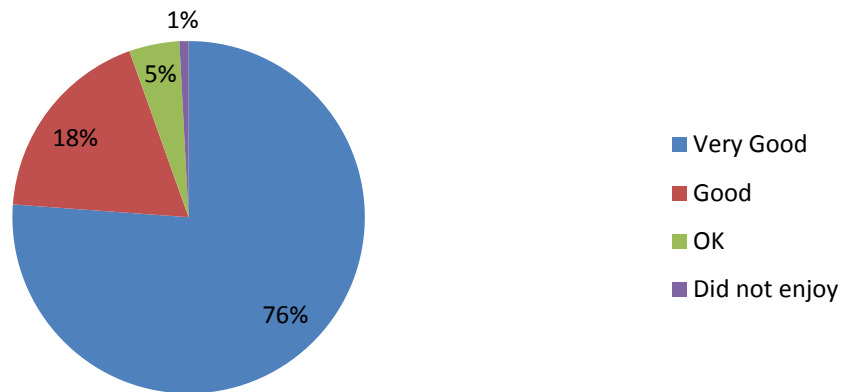
The most popular set of the event with 86% finding this very good. One comment was 'It made me want to watch out for cars more'. Only 1% did not enjoy this making the comment that it was 'too scary'.

## Fujitsu - Internet Safety



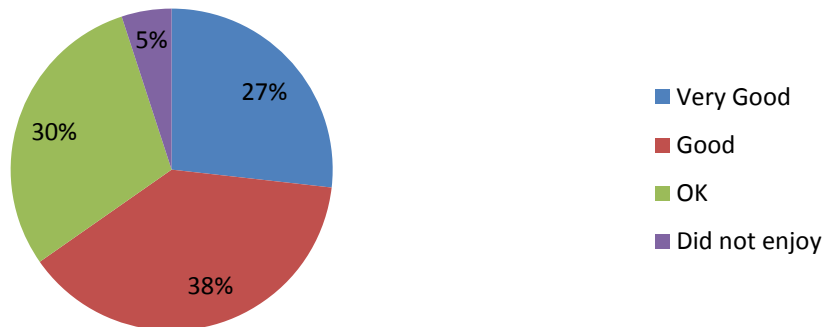
It is clear that the pupils enjoyed the Internet Safety set as 79% finding it very good or good. One comment was 'they could have told us what to do and what not to do on the internet'.

## Caithness Youth Action Team – Drugs and Alcohol Safety



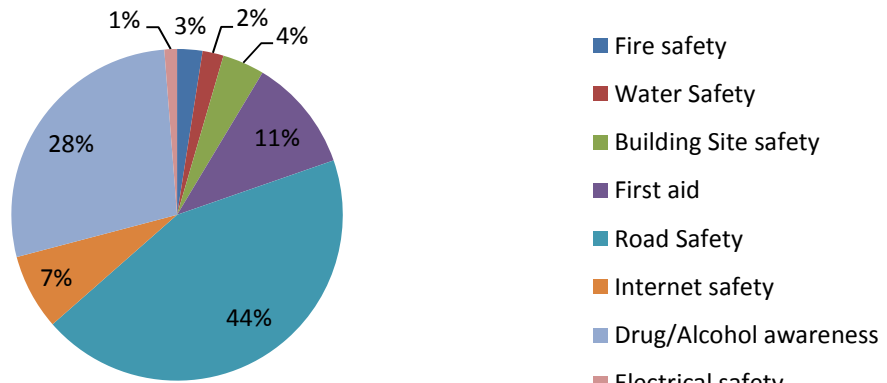
Again a well-received set as shown. A few comments were 'half was missed out'; 'they did not get to see the effect of drugs' and 'more time being allocated to this set'. One comment made by a pupil was 'I really enjoyed the beer goggles because we had to open the cupboard'.

## Scottish and Southern Energy – Electrical Safety



A well liked set with only 5% who did not enjoy it. The pupils have commented that it could be more interactive.

## Which set had the most impression on the pupils

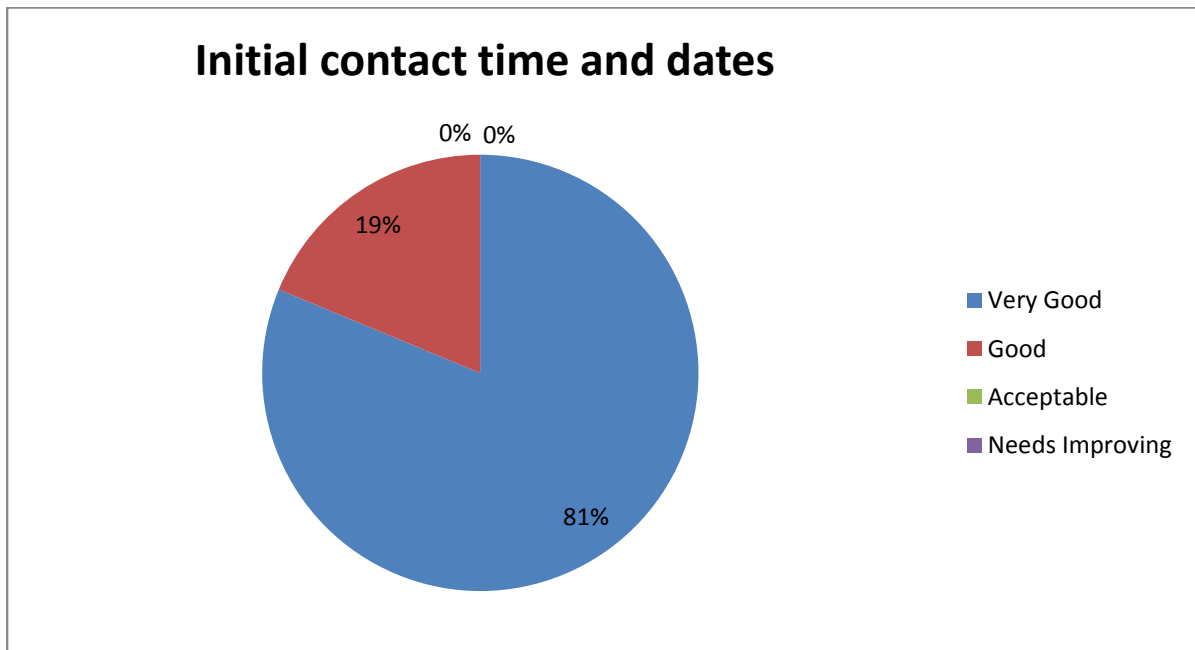


It is very clear that the Road Safety set had a huge impression on the pupils due to the car and their dummy. This was followed by Drug & Alcohol Awareness.

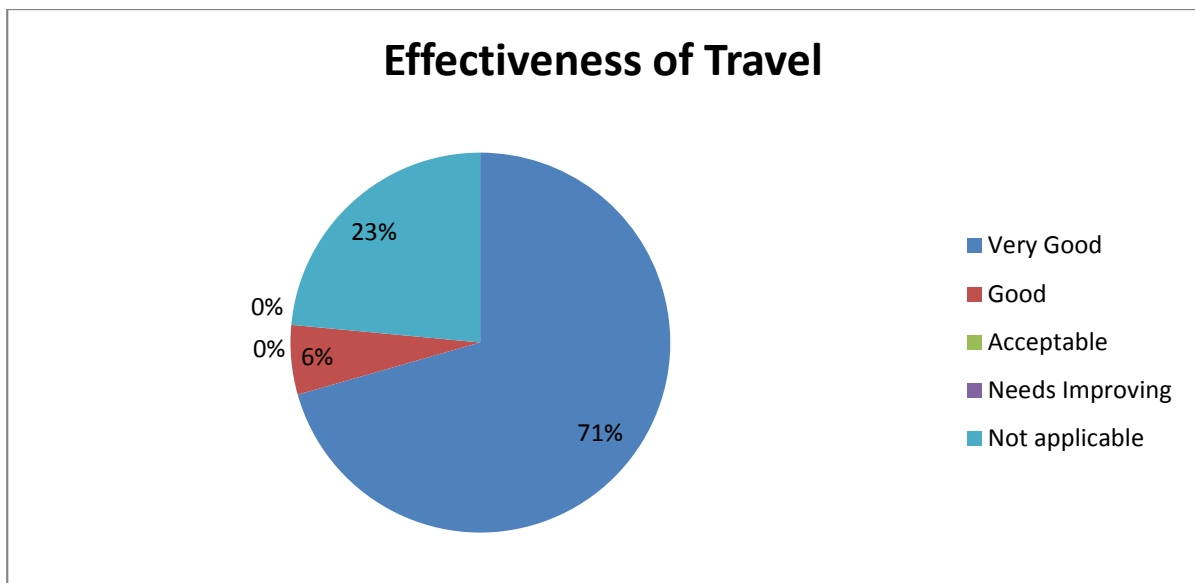
Electrical Safety and Water Safety made the lowest impression on the pupils.

55% of the pupils mentioned that there are no improvements that need to be made to the sets and 34% felt that the eight minutes per set was not long enough.

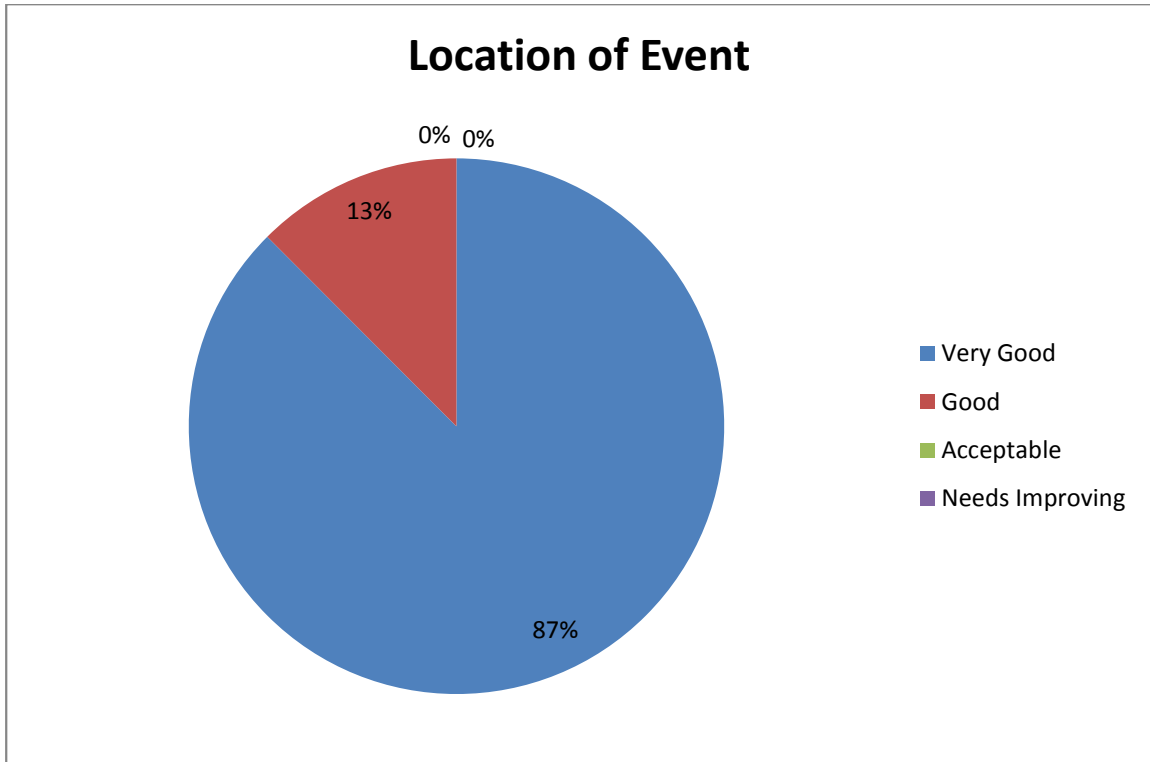
## Appendix 2 – Teacher responses



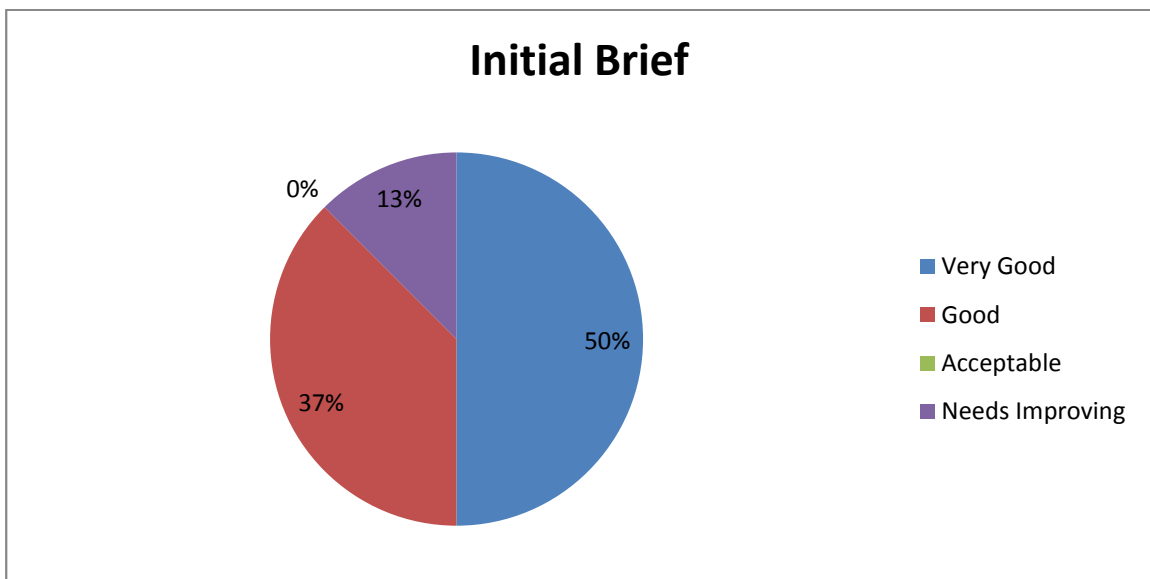
The majority of the schools found that the initial contact time and dates very good.



The majority of teachers were pleased with the travel arrangements. Comments included 'well organised' and 'perfect timing'. Melvich provided their own transport. Newton Park and Noss pupils walked to the event.

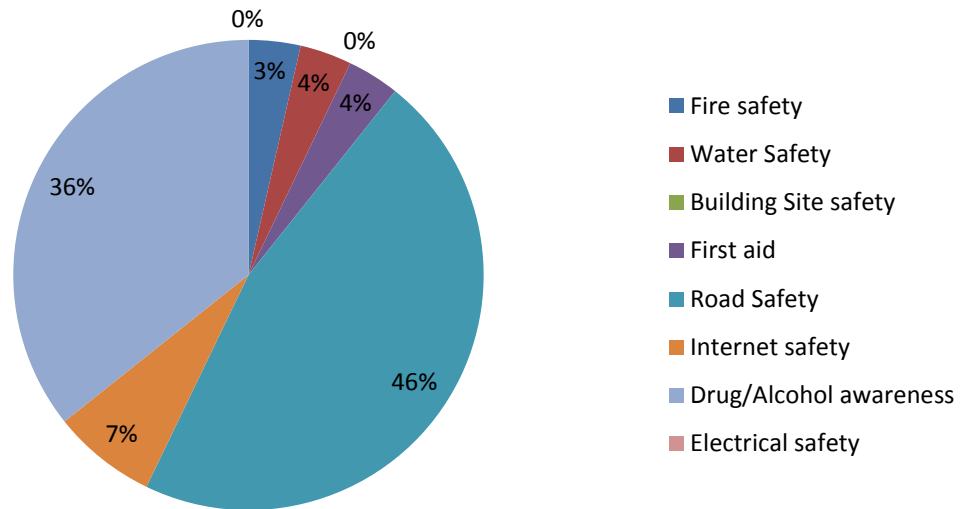


All the teachers found the location to very good or good. They felt that the venue was a great setting and one comment made was ‘having the sets split up around the venue kept the element of surprise’.



The majority of the teachers found the brief to be very good, however 13% felt that it needed to be improved some of the comments on the opening address were ‘too dull and voice did not project to the back of the hall’ and ‘the brief was aimed at adults and didn’t really engage the children’.

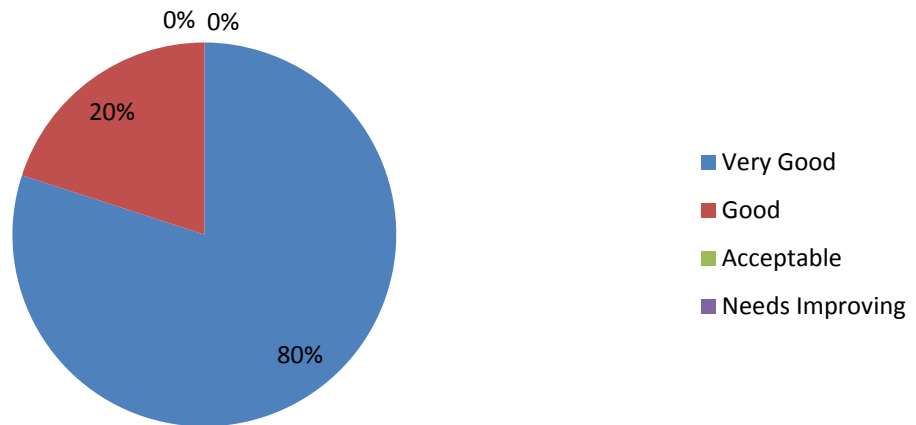
## Which set made the most impression



School	Set to be improved	Why
<b>Keiss</b>	First Aid	More Information
<b>Dunbeath</b>	Internet Safety	As above
<b>Noss</b>	Fire and Electrical Safety	More interactive
<b>Newton Park</b>	Fire and Building Site Safety	As above
<b>Reay</b>	Fire Safety	More up to date imageries
<b>Canisby</b>	Drug and Alcohol Awareness	Need longer than eight minutes to show everything
<b>Melvich</b>	Building Site Safety	As above
<b>Thrumster</b>	First Aid and Drug & Alcohol Awareness	As above
<b>Pennyland</b>	Fire Safety, Building Site Safety and Electrical Safety	More interactive and more hazards for identifying
<b>Miller Academy</b>	Fire Safety	Benefit from a physical set up of a room



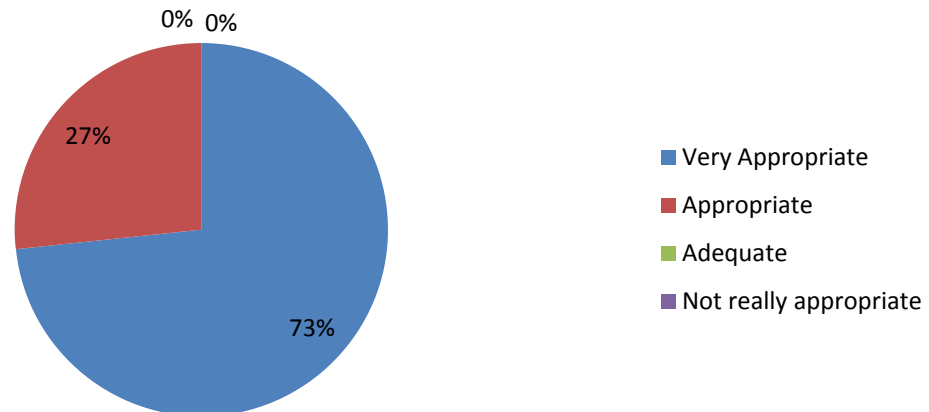
## How worthwhile was the event to the pupils



All the teachers found the event worthwhile for their pupils as it widened their knowledge, see comments below:

- The pupils learned how important it is for them to understand the day-to-day risks of water, fire, crime prevention and misuse of drugs and alcohol.
- Fun and informative.
- Lots of important information about safety for young people.
- Kids enjoyed it and were able to reflect on the safety messages reinforced.

## How appropriate were the scenarios



Teachers found all the scenarios very appropriate. Further comments:

- Increasing the time allocated was a common statement from teachers and pupils.
- Another great year!
- Missed the photographer trying to get their details from them.
- Would like to see mixed school groups, acting as an early transition/P7 activity.