

Agenda Item	9
Report No	N/6/17

HIGHLAND COUNCIL

Committee: Nairnshire Committee

Date: 23 June 2017

Report Title: Scottish Fire and Rescue Local Committee Performance Report for 2016-17

Report By: Local Senior Officer for Highland

1. Purpose/Executive Summary

- 1.1 To provide an update to Committee Members on the progress against the priorities outlined in the Local Committee Plan for Nairnshire 2016 - 2017.
- 1.2 Priority areas are identified through a range of Intervention, Prevention and Protection activities delivered in partnership to reduce risk to the communities of Nairnshire.
- 1.3 The report also contains previously agreed information and performance as requested by Committee Members.

2. Recommendation

- 2.1 Members are invited to comment and scrutinise the attached Local Performance Report.

3. Nairnshire Local Performance Report

- 3.1 The attached performance report shows the current figures for 2016/17 as provided centrally from the Scottish Fire and Rescue Service (SFRS) performance management database and maintains the key indicators and timelines from previous reports.
- 3.2 In achieving the priorities within the Local Committee Plan for Nairnshire 2016 - 2017 a number of activities are being progressed including; the delivery of free home fire safety visits (HFSV) and post domestic incident response aimed at reducing dwelling house fires. Supporting partnership delivered road safety programmes, Driving Ambition and the reduction of fire-related antisocial behaviour through targeted youth engagement activities and thematic action plans.
- 3.3 The performance report shows that there has been a reduction in Special Service RTC's, False Alarms and Accidental dwelling fires whilst fire casualties remain consistent with previous years. Nairn personnel will continue to work in partnership with the clear aim of reducing these types of incidents.

It must be emphasised that the baseline figures for some of the indicators within the report are very low and this can make meaningful statistical analysis challenging.

- a. The occurrence of Deliberate Fires attended by SFRS in Nairnshire rose in the third quarter of 2016/17 before dipping in the fourth quarter. SFRS continues to work with a range of partner agencies to identify any deliberate fire raising.
 - b. There has been a relatively constant number of Special Service Road Traffic Collisions (RTCs) attended by SFRS in Nairnshire across all four quarters of 2016/17. This is an improvement on the 2015/16 figures and SFRS continues to work with other agencies to deliver Driving Ambition and Safe Highlander events which educate young people on driver and road safety.
- 3.4 The Service has introduced a new retained duty system (RDS) recruitment process and is targeting key stations and communities across Highland including the Nairn Area. SFRS personnel are promoting the campaigns with partner agencies, local media and are seeking more local area support in the communities identified.

Date: 2 June 2017

Author: Station Manager Derek Wilkie

Background Papers: Nairnshire Local Performance Report



SCOTTISH
FIRE AND RESCUE SERVICE
Working together for a safer Scotland

Highland

Nairnshire Committee

Performance Report



DISCLAIMER

The figures included in this report are provisional and subject to change as a result of quality assurance and review. The statistics quoted are internal management information published in the interests of transparency and openness.

The Scottish government publishes Official Statistics each year which allow for comparisons to be made over longer periods of time.

ID	Key Performance Indicator (KPI)	Pg
2bi	All accidental dwelling fires	3
3bi	All fatal accidental dwell. fire casualties	4
3bii	Non-fatal accidental dwell. fire casualties (excl. precautionary checkups)	5
1a	All deliberate fires	6
5a	Special Service - RTCs	7
10d	False Alarm - UFAS	8
	Station Availability	9

Commentary

The key performance indicators (KPIs) above have been extracted from the suite of KPIs contained within the Scottish Fire and Rescue Framework Document 2013.

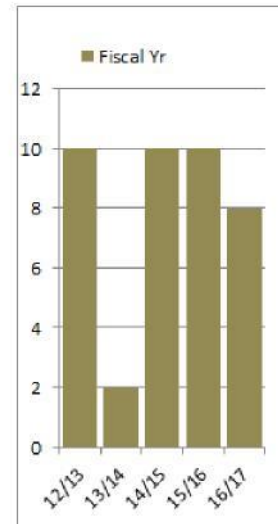
<http://www.scotland.gov.uk/Resource/0041/00416181.pdf>

The KPIs above also represent the main priority areas for the Scottish Fire and Rescue Service, identified by elected members and communities during the ward consultation sessions in 2013 and throughout 2015.

- Reducing accidental dwelling house fires and the resultant fatalities and casualties
- Reducing deliberate fires
- Reducing road traffic collisions
- Reducing the number of attendances to unwanted fire alarm signals (false alarms)

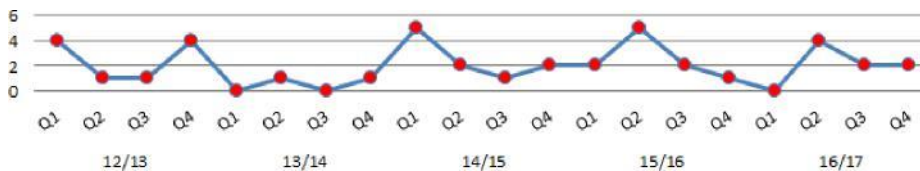
All accidental dwelling fires

Month/Year	2012/13	2013/14	2014/15	2015/16	2016/17	Highland
April	2	0	1	0	0	7
May	2	0	2	1	0	18
June	0	0	2	1	0	9
July	0	1	0	0	1	11
August	1	0	1	2	1	13
September	0	0	1	3	2	16
October	0	0	0	0	0	9
November	0	0	1	1	2	14
December	1	0	0	1	0	18
January	1	1	1	0	0	14
February	2	0	1	1	2	7
March	1	0	0	0	0	14
Fiscal Yr	10	2	10	10	8	150



Month/Year	2012/13	2013/14	2014/15	2015/16	2016/17
Fiscal Yr	10	2	10	10	8

Qtr/Year	2012/13	2013/14	2014/15	2015/16	2016/17	Highland
Quarter 1	4	0	5	2	0	34
Quarter 2	1	1	2	5	4	40
Quarter 3	1	0	1	2	2	41
Quarter 4	4	1	2	1	2	35



Commentary


The tables above represent the number of accidental dwelling house fires that occurred within the Area Committee boundary. Tolerances are set in context of the number of previous incidents by reporting month and, where there has been an increase in overall incidents, the colour coding is identified with the application of the red, amber and green (RAG) system.

Trend lines also identify the number of incidents over the reporting 5 year period, both by month and by reporting quarter. The figure for accidental dwelling fires remains low with only eight incidents of this type during the year.

The Service works closely with partner agencies and communities to reduce the number of accidental dwelling house fires through the delivery of targeted home fire safety visits and the installation of free smoke detectors. Supporting the targeted delivery, partner agencies routinely share data identifying residents that would benefit from this free service, aiming to reduce the risk of fire and harm to householders and their property.

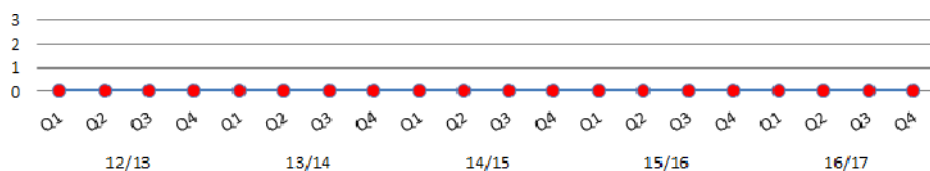
All fatal accidental dwelling fire casualties

Month/Year	2012/13	2013/14	2014/15	2015/16	2016/17	Highland
April	0	0	0	0	0	0
May	0	0	0	0	0	0
June	0	0	0	0	0	0
July	0	0	0	0	0	0
August	0	0	0	0	0	0
September	0	0	0	0	0	0
October	0	0	0	0	0	0
November	0	0	0	0	0	0
December	0	0	0	0	0	1
January	0	0	0	0	0	0
February	0	0	0	0	0	0
March	0	0	0	0	0	1
Fiscal Yr	0	0	0	0	0	2



Month/Year	2012/13	2013/14	2014/15	2015/16	2016/17
Fiscal Yr	0	0	0	0	0

Qtr/Year	2012/13	2013/14	2014/15	2015/16	2016/17	Highland
Quarter 1	0	0	0	0	0	0
Quarter 2	0	0	0	0	0	0
Quarter 3	0	0	0	0	0	1
Quarter 4	0	0	0	0	0	1



Commentary

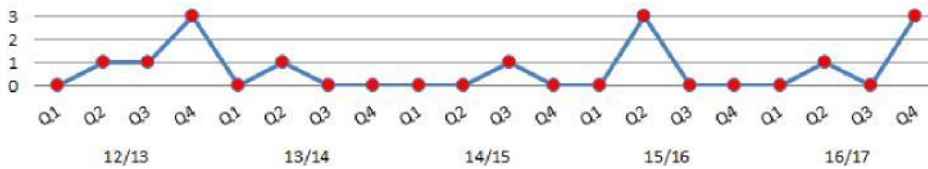
The attached tables identify the number of dwelling house fires that have resulted in fire related fatalities over the reporting 5 year period. The Service is committed to reducing this figure to eliminate all events and occurrences that result in a fatality. As identified, partnership working and data sharing supports this key aim and the delivery of targeted life safety advice and information.

The numbers showing no accidental dwelling fire fatalities during the reporting year as per the previous four years.

Non-fatal fire casualties (excl. precautionary checkups)

Month/Year	2012/13	2013/14	2014/15	2015/16	2016/17
Fiscal Yr	5	1	1	3	4

Qtr/Year	2012/13	2013/14	2014/15	2015/16	2016/17	Highland
Quarter 1	0	0	0	0	0	6
Quarter 2	1	1	0	3	1	4
Quarter 3	1	0	1	0	0	7
Quarter 4	3	0	0	0	3	8



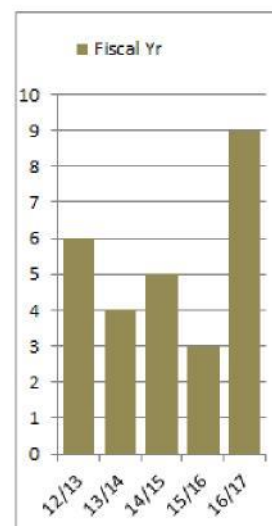
Commentary

The attached tables identify the number of dwelling house fires that have resulted in fire related casualties over the reporting 5 year period. The Service is committed to reducing this figure overall, therefore reducing the impact on the community.

The Service will continue to work hard with partners to reduce the number of casualties targeting visits to those most at risk.

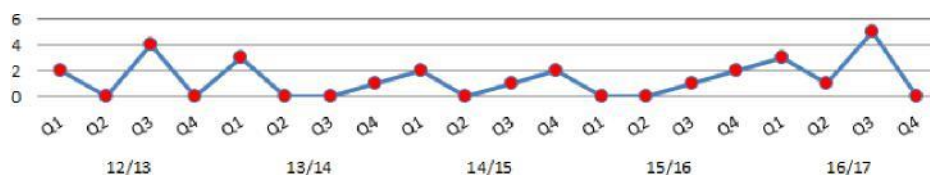
All deliberate fires

Month/Year	2012/13	2013/14	2014/15	2015/16	2016/17	Highland
April	1	2	0	0	0	8
May	1	1	2	0	0	10
June	0	0	0	0	3	17
July	0	0	0	0	0	11
August	0	0	0	0	1	5
September	0	0	0	0	0	16
October	0	0	0	1	0	19
November	1	0	1	0	0	13
December	3	0	0	0	5	15
January	0	0	0	2	0	6
February	0	0	2	0	0	3
March	0	1	0	0	0	9
Fiscal Yr	6	4	5	3	9	132



Month/Year	2012/13	2013/14	2014/15	2015/16	2016/17
Fiscal Yr	6	4	5	3	9

Qtr/Year	2012/13	2013/14	2014/15	2015/16	2016/17	Highland
Quarter 1	2	3	2	0	3	35
Quarter 2	0	0	0	0	1	32
Quarter 3	4	0	1	1	5	47
Quarter 4	0	1	2	2	0	18



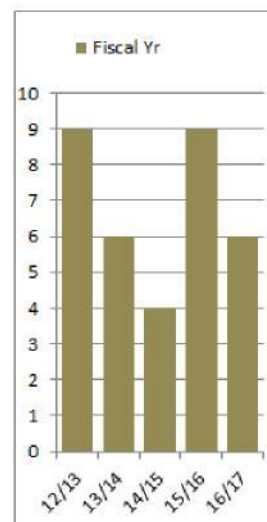
Commentary

Deliberate fires include those as a result of fire related antisocial behaviour (ASB) and wildfires. Analysis of the overall incidents and the periods in when they occur, identify seasonal variations e.g. muirburning season and holiday periods. The Service has introduced a number of fire reduction strategies and thematic action plans targeting these types of incidents. Working in partnership with other key agencies, the Service is working hard to reduce these incidents overall. Examples of which include the promotion of fire reduction through the Safer Highland ASB Group, promoting best practice and partnership working through the Scottish Wildfire Forum (SWF) and targeting key groups ahead of known peak activity periods.

The Service use targeted Thematic Action Plans (TAPs) as part of its prevention strategy and actively uses social media to promote this and other fire safety messages.

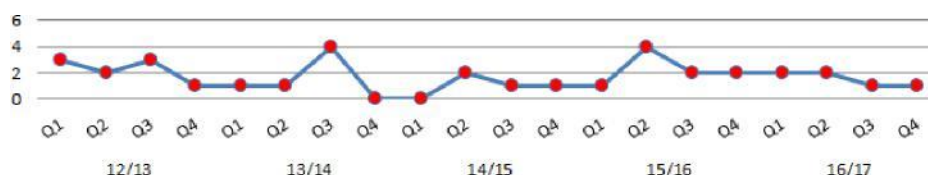
Special Service - RTCs

Month/Year	2012/13	2013/14	2014/15	2015/16	2016/17	Highland
April	1	0	0	0	1	22
May	1	1	0	0	1	12
June	1	0	0	1	0	17
July	2	0	0	2	0	29
August	0	1	1	2	0	22
September	0	0	1	0	2	23
October	2	0	0	1	0	9
November	0	1	0	0	1	16
December	1	3	1	1	0	25
January	0	0	0	0	1	14
February	0	0	1	2	0	11
March	1	0	0	0	0	15
Fiscal Yr	9	6	4	9	6	215



Month/Year	2012/13	2013/14	2014/15	2015/16	2016/17
Fiscal Yr	9	6	4	9	6

Qtr/Year	2012/13	2013/14	2014/15	2015/16	2016/17	Highland
Quarter 1	3	1	0	1	2	51
Quarter 2	2	1	2	4	2	74
Quarter 3	3	4	1	2	1	50
Quarter 4	1	0	1	2	1	40



Commentary

Special Service incidents involves an operational response to a range of emergency activities including life critical road traffic collisions, flooding events, industrial accidents and in support of other emergency service colleagues at larger multi-agency non-fire related events.

The most common type of special service is as a result of a road traffic collision involving, in most cases, a response from all three emergency services. The Service is working in partnership with other emergency response colleagues and partner agencies through the Safer Highland Road Safety Group to reduce these incidents in the community of Nairnshire.

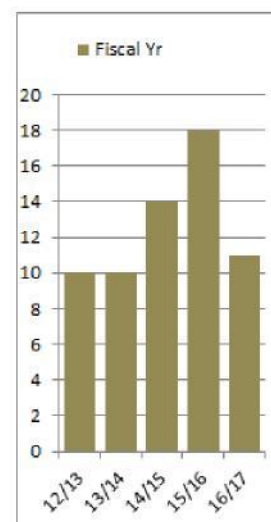
Again the number of these incidents remains low with only six occurring during the reporting year.

Road safety activities in the area include e.g. Driving Ambition and Safe Highlander, all of which have a focused message of road safety, targeting key groups in the reduction of road related incidents as identified in Scotland's Road Safety Framework to 2020.

<http://www.scotland.gov.uk/Resource/Doc/286643/0087268.pdf>

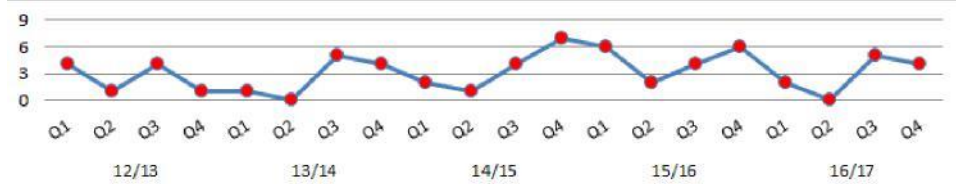
False Alarm - UFAS

Month/Year	2012/13	2013/14	2014/15	2015/16	2016/17	Highland
April	1	1	0	3	1	73
May	2	0	2	3	0	68
June	1	0	0	0	1	100
July	0	0	1	0	0	99
August	0	0	0	1	0	99
September	1	0	0	1	0	81
October	2	1	1	1	3	95
November	1	2	1	2	1	90
December	1	2	2	1	1	94
January	1	3	3	2	2	86
February	0	0	2	2	2	79
March	0	1	2	2	0	73
Fiscal Yr	10	10	14	18	11	1037



Month/Year	2012/13	2013/14	2014/15	2015/16	2016/17
Fiscal Yr	10	10	14	18	11

Qtr/Year	2012/13	2013/14	2014/15	2015/16	2016/17	Highland
Quarter 1	4	1	2	6	2	241
Quarter 2	1	0	1	2	0	279
Quarter 3	4	5	4	4	5	279
Quarter 4	1	4	7	6	4	238



Commentary

The Service responds to a number of false alarms over the reporting year, most of which are unwanted fire alarm signals (UFAS). The number of calls across the area of Nairnshire has reduced significantly on the previous year's figures.

The UFAS policy requires SFRS personnel to work closely with duty holders in order to reduce the number of UFAS events.

Station Availability

Station	Availability %	Male	Female	Staff
Nairn - 1st Appliance	99%	21	2	23
Nairn - 2nd Appliance	90%			
Nairn Area Committee Totals		21	2	23

Commentary

The table shows the current staffing levels on stations and total availability that these individuals have been available for calls, and how this affects the availability of the station's fire appliances.

The Service works closely with employers and RDS staff to support an improvement in availability. However, we recognise the challenges faced by RDS staff when combining primary employment and their operational availability across the communities in Highland area.

The Service is actively recruiting in a number of communities to improve station and fire appliance availability.