

Agenda Item	4
Report No	N/14/17

THE HIGHLAND COUNCIL

Committee: Nairnshire Committee

Date: 7 December 2017

Report title: Scottish Fire and Rescue Local Committee Performance Report for Quarters 1 and 2 of 2017-18

Report by: Local Senior Officer for Highland (Scottish Fire and Rescue Service)

1. Purpose/Executive Summary

- 1.1 This report provides an update to Nairnshire Committee Members on progress against the priorities outlined in the Scottish Fire and Rescue Service Committee Plan for Nairnshire 2017-2018.

Priority areas are identified through a range of Intervention, Prevention and Protection activities which are delivered through partnership to reduce the risk to the communities of Nairnshire.

The report also contains previously agreed information and performance data as requested by Local Committees.

2. Recommendation

- 2.2 Committee Members are invited to **comment on** and **scrutinise** the attached Nairnshire Performance Report.

3. Nairnshire Performance Report

3.1 The attached performance report provides the current figures for Quarter 1 and Quarter 2 of 2017-18 from the central Scottish Fire and Rescue Service (SFRS) performance management database against the key indicators and timelines of previous reports.

3.2 In achieving the priorities within the Local Committee Plan for Nairnshire 2017-2018 a number of activities are being progressed including: the delivery of free home fire safety visits (HFSVs) and post domestic incident response (PDIR) aimed at reducing dwelling house fires. SFRS continues to play an active part in the delivery of partnership safety initiatives including the Driving Ambition road safety programme and the reduction of fire-related antisocial behaviour through targeted youth engagement activities and thematic action plans.

3.3 Analysis of the detail behind the performance report for the Nairnshire generally shows a consistent theme across performance indicators during Q1 and Q2 2017-18 however, it shows an increase within Deliberate fires and UFAS incidents

a. The occurrence of five (5) Accidental Dwelling Fires attended by SFRS in Q1 and Q2 of 2017/18 four (4) attended in Q3 and Q4 of 2016/17, consistent with the four (4) attended in the previous Q1 and Q2 period. These statistics suggest that the dwelling fires were detected at a very early stage and is testament to the success of SFRS domestic fire prevention activities and the swift response from SFRS crews to contain the fires.

b. During Q1 and Q2 of 2017-18 SFRS attended no Accidental Dwelling Fires in the Nairnshire area which led to fatalities. This continues the existing trend.

c. There has been one (1) Non-Fatal Accidental Dwellings Fire Casualty at fire incidents attended by SFRS during Q1 and Q2.

d. There were eight (8) Deliberate Fires attended by SFRS during Q1 and Q2. This increase is showing at the highest activity in 5 years.

SFRS refers any suspicious fires, or patterns of potential wilful fire raising, to Police Scotland for detailed investigation.

e. SFRS attended one (1) Special Service Road Traffic Collisions (RTCs) during Q1 and Q2 of 2017-18. This figure continues a reducing trend of SFRS attendance and involvement at RTCs in the Nairnshire area over the last year.

f. A total of twenty-one (21) occurrences of Unwanted False Alarm Signals (UFAS) were attended by SFRS during Q1 and Q2 in the Nairnshire area. This is an increase of twelve (12) incidents compared to Q3 and Q4 of 2016-17 and an increase of nineteen (19) on the previous Q1 and Q2 period.

g. SFRS continues to work with the responsible person for each premises which generates repeated false alarms. The aim is to prevent the reoccurrence of this type of incident by advising on equipment and its effective management.

3.4 SFRS continues to actively deliver and refine its Retained Duty System (RDS) recruitment and training processes to meet national and local needs. SFRS promotes campaigns within partner agencies, through local media and key community contacts.

During this reporting period the area has been inspected by Her Majesties Fire Service Inspectorate. The Inspectorate has visited all stations in the Highlands and has met a number of key partners during their visit. A report will be published and shared with the committee in due course.

4. Implications

4.1 Not applicable.

Date: 17 November 2017

Author: Group Manager, Gordon Morrison

Attachment: Highland – Nairnshire Committee - Performance Report



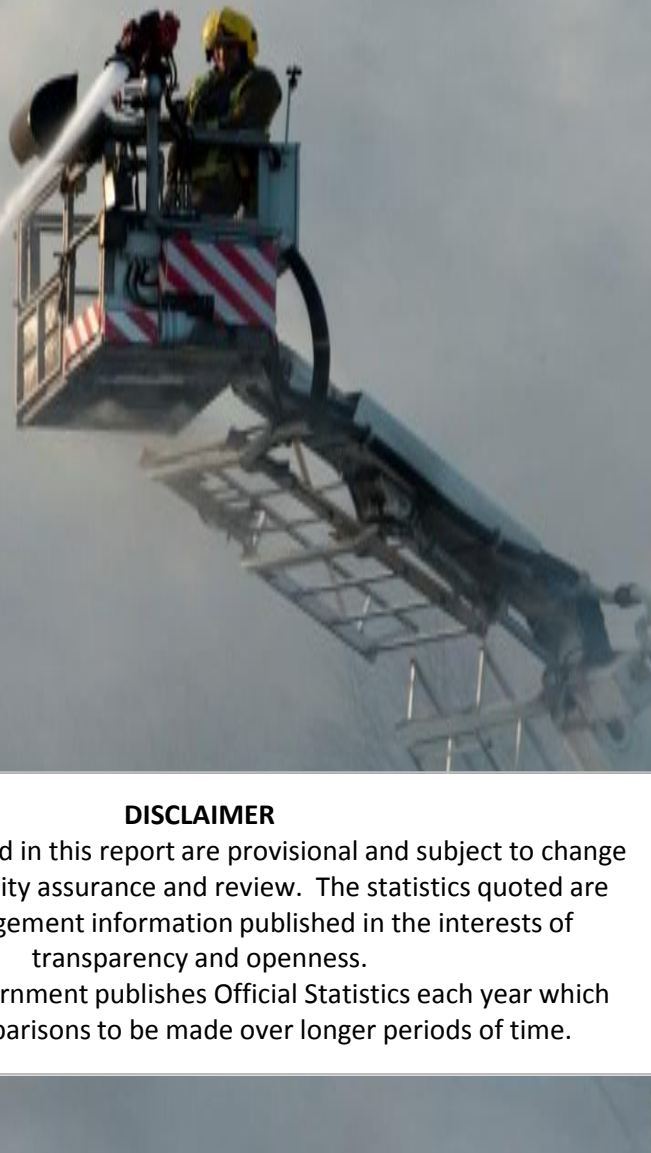
SCOTTISH
FIRE AND RESCUE SERVICE

Working together for a safer Scotland

Highland

Nairn-shire Committee

Performance Report



DISCLAIMER

The figures included in this report are provisional and subject to change as a result of quality assurance and review. The statistics quoted are internal management information published in the interests of transparency and openness.

The Scottish government publishes Official Statistics each year which allow for comparisons to be made over longer periods of time.

ID	Key Performance Indicator (KPI)	Pg
2bi	All accidental dwelling fires	3
3bi	All fatal accidental dwell. fire casualties	4
3bii	Non-fatal accidental dwell. fire casualties (excl. precautionary checkups)	5
1a	All deliberate fires	6
5a	Special Service - RTCs	7
10d	False Alarm - UFAS	8
	Station Availability	9

Commentary

The key performance indicators (KPIs) above have been extracted from the suite of KPIs contained within the Scottish Fire and Rescue Framework Document 2013.

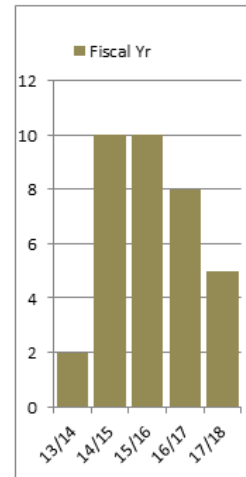
<http://www.scotland.gov.uk/Resource/0041/00416181.pdf>

The KPIs above also represent the main priority areas for the Scottish Fire and Rescue Service, identified by elected members and communities during the ward consultation sessions in 2013 and throughout 2015.

- Reducing accidental dwelling house fires and the resultant fatalities and casualties
- Reducing deliberate fires
- Reducing road traffic collisions
- Reducing the number of attendances to unwanted fire alarm signals (false alarms)

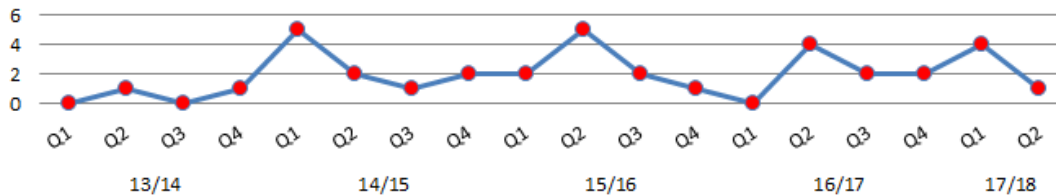
All accidental dwelling fires

Month/Year	2013/14	2014/15	2015/16	2016/17	2017/18	Highland
April	0	1	0	0	1	15
May	0	2	1	0	1	9
June	0	2	1	0	2	11
July	1	0	0	1	0	11
August	0	1	2	1	0	14
September	0	1	3	2	1	11
October	0	0	0	0		
November	0	1	1	2		
December	0	0	1	0		
January	1	1	0	0		
February	0	1	1	2		
March	0	0	0	0		
Fiscal Yr	2	10	10	8	5	71



Month/Year	2013/14	2014/15	2015/16	2016/17	2017/18
Fiscal Yr	2	10	10	8	5

Qtr/Year	2013/14	2014/15	2015/16	2016/17	2017/18	Highland
Quarter 1	0	5	2	0	4	35
Quarter 2	1	2	5	4	1	36
Quarter 3	0	1	2	2		
Quarter 4	1	2	1	2		



Commentary


The tables above represent the number of accidental dwelling house fires that occurred within the Area Committee boundary. Tolerances are set in context of the number of previous incidents by reporting month and, where there has been an increase in overall incidents, the colour coding is identified with the application of the red, amber and green (RAG) system.

Trend lines also identify the number of incidents over the reporting 5 year period, both by month and by reporting quarter. The figure for accidental dwelling fires remains low with only five incidents of this type during the first two Quarters.

The Service works closely with partner agencies and communities to reduce the number of accidental dwelling house fires through the delivery of targeted home fire safety visits and the installation of free smoke detectors. Supporting the targeted delivery, partner agencies routinely share data identifying residents that would benefit from this free service, aiming to reduce the risk of fire and harm to householders and their property.

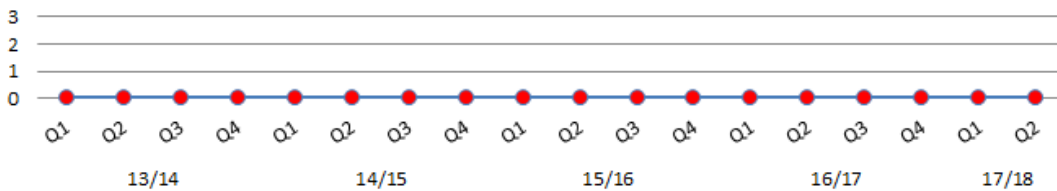
All fatal accidental dwell. fire casualties

Month/Year	2013/14	2014/15	2015/16	2016/17	2017/18	Highland
April	0	0	0	0	0	0
May	0	0	0	0	0	0
June	0	0	0	0	0	0
July	0	0	0	0	0	0
August	0	0	0	0	0	0
September	0	0	0	0	0	1
October	0	0	0	0		
November	0	0	0	0		
December	0	0	0	0		
January	0	0	0	0		
February	0	0	0	0		
March	0	0	0	0		
Fiscal Yr	0	0	0	0	0	1



Month/Year	2013/14	2014/15	2015/16	2016/17	2017/18
Fiscal Yr	0	0	0	0	0

Qtr/Year	2013/14	2014/15	2015/16	2016/17	2017/18	Highland
Quarter 1	0	0	0	0	0	0
Quarter 2	0	0	0	0	0	1
Quarter 3	0	0	0	0		
Quarter 4	0	0	0	0		



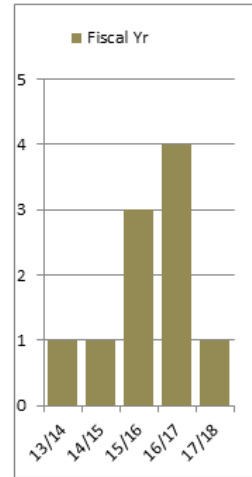
Commentary

The attached tables identify the number of dwelling house fires that have resulted in fire related fatalities over the reporting 5 year period. The Service is committed to reducing this figure to eliminate all events and occurrences that result in a fatality. As identified, partnership working and data sharing supports this key aim and the delivery of targeted life safety advice and information.

The numbers showing no accidental dwelling fire fatalities during the reporting year as per the previous four years.

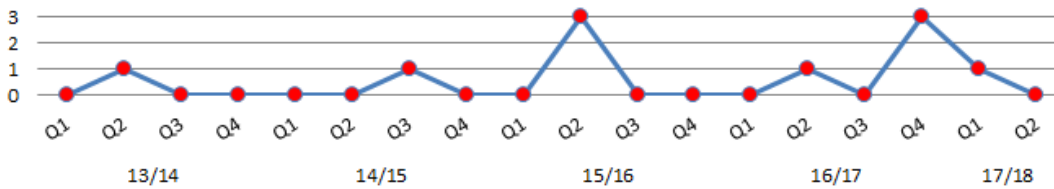
Non-fatal accidental dwell. fire casualties (excl. precautionary checkups)

Month/Year	2013/14	2014/15	2015/16	2016/17	2017/18	Highland
April	0	0	0	0	0	7
May	0	0	0	0	0	1
June	0	0	0	0	1	3
July	1	0	0	1	0	0
August	0	0	2	0	0	1
September	0	0	1	0	0	2
October	0	0	0	0		
November	0	1	0	0		
December	0	0	0	0		
January	0	0	0	0		
February	0	0	0	3		
March	0	0	0	0		
Fiscal Yr	1	1	3	4	1	14



Month/Year	2013/14	2014/15	2015/16	2016/17	2017/18
Fiscal Yr	1	1	3	4	1

Qtr/Year	2013/14	2014/15	2015/16	2016/17	2017/18	Highland
Quarter 1	0	0	0	0	1	11
Quarter 2	1	0	3	1	0	3
Quarter 3	0	1	0	0		
Quarter 4	0	0	0	3		



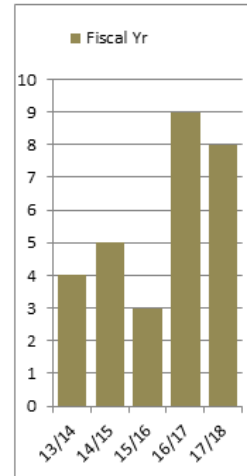
Commentary

The attached tables identify the number of dwelling house fires that have resulted in fire related casualties over the reporting 5 year period. The Service is committed to reducing this figure overall, therefore reducing the impact on the community.

The Service will continue to work hard with partners to reduce the number of casualties targeting visits to those most at risk.

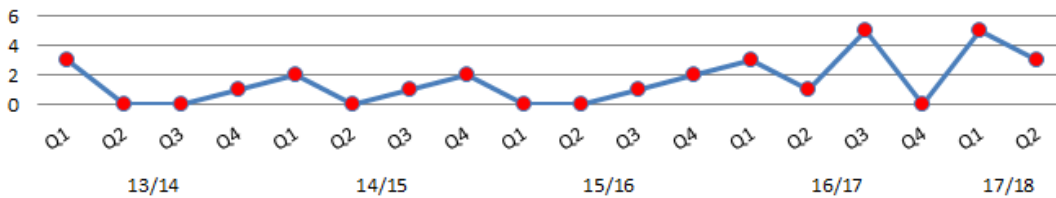
All deliberate fires

Month/Year	2013/14	2014/15	2015/16	2016/17	2017/18	Highland
April	2	0	0	0	2	20
May	1	2	0	0	2	22
June	0	0	0	3	1	14
July	0	0	0	0	2	18
August	0	0	0	1	0	12
September	0	0	0	0	1	10
October	0	0	1	0		
November	0	1	0	0		
December	0	0	0	5		
January	0	0	2	0		
February	0	2	0	0		
March	1	0	0	0		
Fiscal Yr	4	5	3	9	8	96



Month/Year	2013/14	2014/15	2015/16	2016/17	2017/18
Fiscal Yr	4	5	3	9	8

Qtr/Year	2013/14	2014/15	2015/16	2016/17	2017/18	Highland
Quarter 1	3	2	0	3	5	56
Quarter 2	0	0	0	1	3	40
Quarter 3	0	1	1	5		
Quarter 4	1	2	2	0		



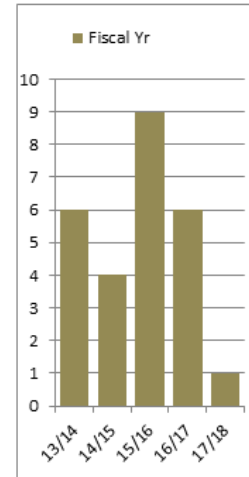
Commentary

Deliberate fires include those as a result of fire related antisocial behaviour (ASB) and wildfires. Analysis of the overall incidents and the periods in when they occur, identify seasonal variations e.g. muirburning season and holiday periods. The Service has introduced a number of fire reduction strategies and thematic action plans targeting these types of incidents. Working in partnership with other key agencies, the Service is working hard to reduce these incidents overall. Examples of which include the promotion of fire reduction through the Safer Highland ASB Group, promoting best practice and partnership working through the Scottish Wildfire Forum (SWF) and targeting key groups ahead of known peak activity periods.

The Service use targeted Thematic Action Plans (TAPs) as part of its prevention strategy which this Winter is targeting Festive safety, safety at home (fire and alcohol) and cooking safety. SFRS actively use social media to promote this and other fire safety messages.

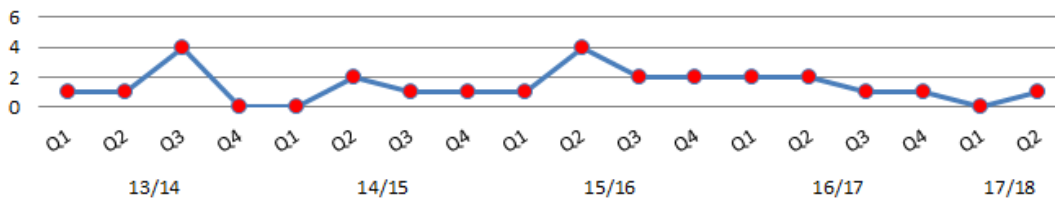
Special Service - RTCs

Month/Year	2013/14	2014/15	2015/16	2016/17	2017/18	Highland
April	0	0	0	1	0	18
May	1	0	0	1	0	9
June	0	0	1	0	0	18
July	0	0	2	0	0	25
August	1	1	2	0	1	22
September	0	1	0	2	0	12
October	0	0	1	0		
November	1	0	0	1		
December	3	1	1	0		
January	0	0	0	1		
February	0	1	2	0		
March	0	0	0	0		
Fiscal Yr	6	4	9	6	1	104



Month/Year	2013/14	2014/15	2015/16	2016/17	2017/18
Fiscal Yr	6	4	9	6	1

Qtr/Year	2013/14	2014/15	2015/16	2016/17	2017/18	Highland
Quarter 1	1	0	1	2	0	45
Quarter 2	1	2	4	2	1	59
Quarter 3	4	1	2	1		
Quarter 4	0	1	2	1		



Commentary

Special Service incidents involves an operational response to a range of emergency activities including life critical road traffic collisions, flooding events, industrial accidents and in support of other emergency service colleagues at larger multi-agency non-fire related events.

The most common type of special service is as a result of a road traffic collision involving, in most cases, a response from all three emergency services. The Service is working in partnership with other emergency response colleagues and partner agencies through the Safer Highland Road Safety Group to reduce these incidents in the community of Nairn.

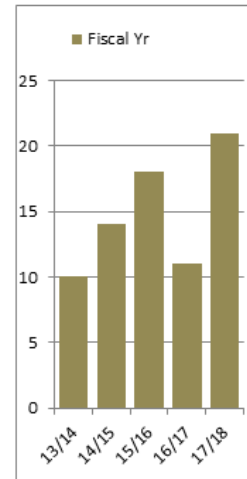
Again the number of these incidents remains low with only one occurring during Quarters 1 and 2.

Road safety activities in the area include e.g. Driving Ambition and Safe Highlander, all of which have a focused message of road safety, targeting key groups in the reduction of road related incidents as identified in Scotland's Road Safety Framework to 2020.

<http://www.scotland.gov.uk/Resource/Doc/286643/0087268.pdf>

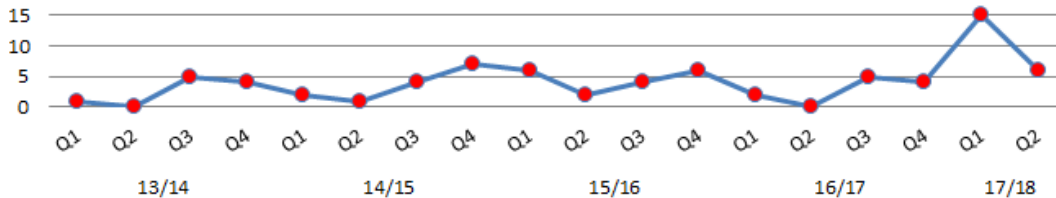
False Alarm - UFAS

Month/Year	2013/14	2014/15	2015/16	2016/17	2017/18	Highland
April	1	0	3	1	4	73
May	0	2	3	0	6	107
June	0	0	0	1	5	99
July	0	1	0	0	2	124
August	0	0	1	0	2	96
September	0	0	1	0	2	79
October	1	1	1	3		
November	2	1	2	1		
December	2	2	1	1		
January	3	3	2	2		
February	0	2	2	2		
March	1	2	2	0		
Fiscal Yr	10	14	18	11	21	578



Month/Year	2013/14	2014/15	2015/16	2016/17	2017/18
Fiscal Yr	10	14	18	11	21

Qtr/Year	2013/14	2014/15	2015/16	2016/17	2017/18	Highland
Quarter 1	1	2	6	2	15	279
Quarter 2	0	1	2	0	6	299
Quarter 3	5	4	4	5		
Quarter 4	4	7	6	4		



Commentary

The Service responds to a number of false alarms over the reporting year, most of which are unwanted fire alarm signals (UFAS). The number of calls across the area of Nairn increased significantly during Quarter 1 of this reporting year but there has been a reduction during Quarter 2.

The UFAS policy requires SFRS personnel to work closely with duty holders in order to reduce the number of UFAS events.

Station Availability

Station	Availability %	Male	Female	Staff
Nairn - 1st Appliance	99%	20	2	22
Nairn - 2nd Appliance	82%			
Nairn Committee Totals		20	2	22

Commentary

The table shows the current staffing levels on stations and total availability that these individuals have been available for calls, and how this affects the availability of the station's fire appliances.

The Service works closely with employers and RDS staff to support an improvement in availability. However, we recognise the challenges faced by RDS staff when combining primary employment and their operational availability across the communities in Highland area.

The Service is actively recruiting in a number of communities to improve station and fire appliance availability.