

Agenda item	5
Report no	BSAC/17/18

THE HIGHLAND COUNCIL

Committee: Badenoch and Strathspey Committee

Date: 14 November 2018

Report title: Scottish Fire and Rescue Committee Performance Report for Q1 and Q2 of 2018-19

Report by: Local Senior Officer for Highland

1. Purpose/Executive Summary

- 1.1** This report provides an update to Badenoch and Strathspey Committee Members on progress against the priorities outlined in the Scottish Fire and Rescue Service Committee Plan for Badenoch and Strathspey 2018-2019.

Priority areas are identified through a range of Intervention, Prevention and Protection activities which are delivered through partnership to reduce the risk to the communities of Badenoch and Strathspey.

The report also contains previously agreed information and performance data as requested by Local Committees.

2. Recommendation

- 2.2** Committee Members are invited to **comment on** and **scrutinise** the attached Badenoch and Strathspey Performance Report.

3.	Badenoch and Strathspey Performance Report
3.1	The attached performance report provides the current figures for Quarter 1 and Quarter 2 of 2018-19 from the central Scottish Fire and Rescue Service (SFRS) performance management database against the key indicators and timelines of previous reports.
3.2	In achieving the priorities within the Local Committee Plan for Badenoch and Strathspey 2018-2019 a number of activities are being progressed including: the delivery of free home fire safety visits (HFSVs) and post domestic incident response (PDIR) aimed at reducing dwelling house fires. SFRS continues to play an active part in the delivery of partnership safety initiatives including the Driving Ambition road safety programme and the reduction of fire-related antisocial behaviour through targeted youth engagement activities and thematic action plans.
3.3	<p>Analysis of the detail behind the performance report for the Badenoch and Strathspey area generally shows consistent results across the performance indicators during Q1 and Q2 2018-19 when compared with the previous reporting periods.</p> <ul style="list-style-type: none"> a. The occurrence of one (1) Accidental Dwelling Fire attended by SFRS in Q1 and Q2 of 2018/19, Analysis of this fire revealed that the cause was identified as an electrical fault within an electrical component within a bathroom. This low figure is testament to the success of SFRS domestic fire prevention activities and partner agency working within the area. b. During Q1 and Q2 of 2018-19 SFRS attended Zero (0) Accidental Dwelling Fires in the Badenoch and Strathspey area which led to fatalities. This continues the existing trend. c. There have been zero (0) Non-Fatal Accidental Dwellings Fire Casualties at fire incidents attended by SFRS during Q1 and Q2. This extends the trend of no Fire casualties. d. There were two (2) Deliberate Fires attended by SFRS during Q1 and Q2. One (1) incident related to an individual having a controlled burn without taking cognisance of weather conditions and one (1) incident was a small fire within the grounds of a local school. <p>SFRS refers any suspicious fires, or patterns of potential wilful fire raising, to Police Scotland for detailed investigation.</p> <ul style="list-style-type: none"> e. SFRS attended five (5) Special Service Road Traffic Collisions (RTCs) during Q1 and Q2 of 2018-19. This figure continues a reducing trend of SFRS attendance and involvement at RTCs in the Badenoch and Strathspey area and is the lowest figure of SFRS RTC attendances in the 5 year reporting period. This is extremely pleasing given that this reporting period is within the tourist season and volumes of vehicular traffic is greatly increased. f. A total of Forty-Six (46) occurrences of Unwanted False Alarm Signals

	<p>(UFAS) were attended by SFRS during Q1 and Q2 in the Badenoch and Strathspey area. Overall, the figure for UFAS incidents remains consistent.</p> <p>SFRS continues to work with the responsible person for each premises which generates repeated false alarms. The aim is to prevent the reoccurrence of this type of incident by advising on equipment and its effective management.</p>
3.4	<p>SFRS is actively involved in various community events and crews have attended events within Grantown and Kingussie high schools promoting fire safety and CPR events.</p> <p>We continue to work with our partner agencies and have attended a number of training exercises including a large multi vehicle RTC exercise and rescue persons from height exercise at Landmark adventure park.</p> <p>During the spate of wildfires experienced within the highland area during this reporting period it was pleasing to note that crews from across the Badenoch and Strathspey area attended wildfires across the highlands. Further appliances remained readily available throughout the Badenoch and Strathspey area ensuring that SFRS had a sufficient response should any incident occur locally. Local primary employers in the area should be thanked for their commitment ensuring that SFRS RDS personnel were released to attend these incidents during the spate conditions.</p>
4.	Implications
4.1	Not applicable.
<p>Date: 14 November 2018</p> <p>Author: Group Manager Gordon Morrison</p> <p>Attachment: Highland – Badenoch and Strathspey Committee - Performance Report</p>	



SCOTTISH
FIRE AND RESCUE SERVICE
Working together for a safer Scotland

Highland

Badenoch and Strathspey Committee

Performance Report



DISCLAIMER

The figures included in this report are provisional and subject to change as a result of quality assurance and review. The statistics quoted are internal management information published in the interests of transparency and openness.

The Scottish government publishes Official Statistics each year which allow for comparisons to be made over longer periods of time.

ID	Key Performance Indicator (KPI)	Pg
2bi	All accidental dwelling fires	3
3bi	All fatal accidental dwelling fire casualties	4
3bii	Non-fatal accidental dwelling fire casualties (excl. precautionary checkups)	5
1a	All deliberate fires	6
5a	Special Service – RTCs	7
10d	False Alarm – UFAS	8
	Station Availability	9

Commentary

The key performance indicators (KPIs) above have been extracted from the suite of KPIs contained within the Scottish Fire and Rescue Framework Document 2013.

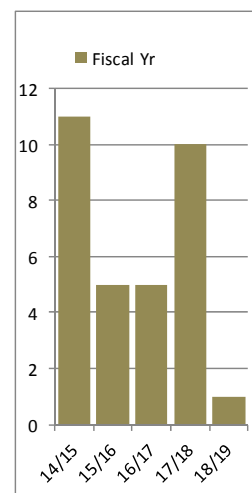
<http://www.scotland.gov.uk/Resource/0041/00416181.pdf>

The KPIs above also represent the main priority areas for the Scottish Fire and Rescue Service, identified by elected members and communities during the ward consultation sessions in 2013 as;

- Reducing accidental dwelling house fires and the resultant fatalities and casualties
- Reducing deliberate fires
- Reducing road traffic collisions
- Reducing the number of attendances to unwanted fire alarm signals (false alarms)

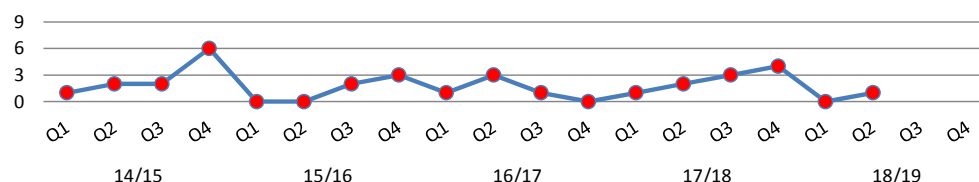
All accidental dwelling fires

Month/Year	2014/15	2015/16	2016/17	2017/18	2018/19	Highland
April	0	0	0	0	0	14
May	1	0	1	0	0	6
June	0	0	0	1	0	13
July	0	0	0	1	0	10
August	2	0	2	1	1	10
September	0	0	1	0	0	7
October	0	1	1	1		
November	2	0	0	1		
December	0	1	0	1		
January	2	2	0	0		
February	3	0	0	3		
March	1	1	0	1		
Fiscal Yr	11	5	5	10	1	60



Month/Year	2014/15	2015/16	2016/17	2017/18	2018/19
Fiscal Yr	11	5	5	10	1

Qtr/Year	2014/15	2015/16	2016/17	2017/18	2018/19	Highland
Quarter 1	1	0	1	1	0	33
Quarter 2	2	0	3	2	1	27
Quarter 3	2	2	1	3		0
Quarter 4	6	3	0	4		0



Commentary

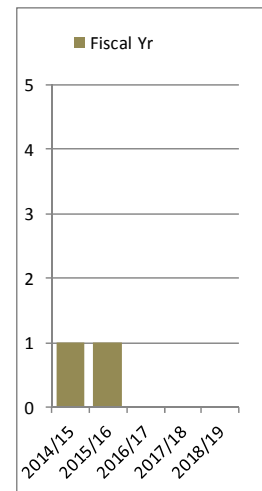
The tables above represent the number of accidental dwelling house fires that occurred within the Area Committee boundary. Tolerances are set in context of the number of previous incidents by reporting month and, where there has been an increase in overall incidents, the colour coding is identified with the application of the red, amber and green (RAG) system.

Trend lines also identify the number of incidents over the reporting 5 year period, both by month and by reporting quarter. The figure for accidental dwelling fires remains low when compared to the figure for the whole Highland area.

The Service works closely with partner agencies and communities to reduce the number of accidental dwelling house fires through the delivery of targeted home fire safety visits and the installation of free smoke detectors. Supporting the targeted delivery, partner agencies routinely share data identifying residents that would benefit from this free service, aiming to reduce the risk of fire and harm to householders and their property.

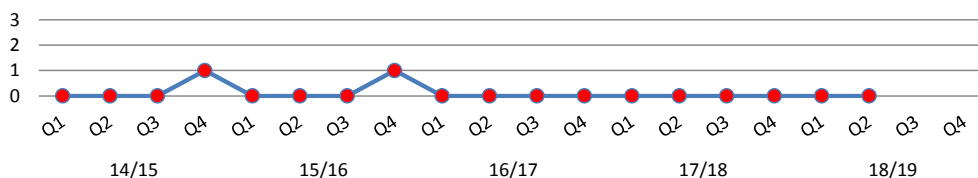
All fatal accidental dwelling fire casualties

Month/Year	2014/15	2015/16	2016/17	2017/18	2018/19	Highland
April	0	0	0	0	0	0
May	0	0	0	0	0	0
June	0	0	0	0	0	0
July	0	0	0	0	0	0
August	0	0	0	0	0	0
September	0	0	0	0	0	0
October	0	0	0	0		
November	0	0	0	0		
December	0	0	0	0		
January	0	1	0	0		
February	1	0	0	0		
March	0	0	0	0		
Fiscal Yr	1	1	0	0	0	0



Month/Year	2014/15	2015/16	2016/17	2017/18	2018/19
Fiscal Yr	1	1	0	0	0

Qtr/Year	2014/15	2015/16	2016/17	2017/18	2018/19	Highland
Quarter 1	0	0	0	0	0	0
Quarter 2	0	0	0	0	0	0
Quarter 3	0	0	0	0		0
Quarter 4	1	1	0	0		0

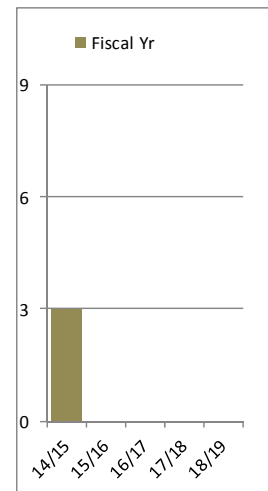


Commentary

The attached tables identify the number of dwelling house fires that have resulted in fire related fatalities over the reporting 5 year period. The Service is committed to reducing this figure to eliminate all events and occurrences that result in a fatality. As identified, partnership working and data sharing supports this key aim and the delivery of targeted life safety advice and information.

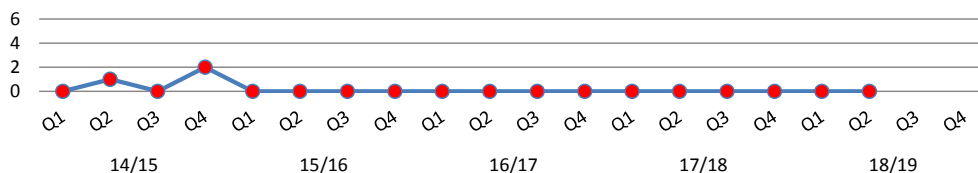
Non-fatal accidental dwell. fire casualties (excl. precautionary checkups)

Month/Year	2014/15	2015/16	2016/17	2017/18	2018/19	Highland
April	0	0	0	0	0	3
May	0	0	0	0	0	1
June	0	0	0	0	0	2
July	0	0	0	0	0	6
August	1	0	0	0	0	1
September	0	0	0	0	0	1
October	0	0	0	0		
November	0	0	0	0		
December	0	0	0	0		
January	1	0	0	0		
February	1	0	0	0		
March	0	0	0	0		
Fiscal Yr	3	0	0	0	0	14



Month/Year	2014/15	2015/16	2016/17	2017/18	2018/19
Fiscal Yr	3	0	0	0	0

Qtr/Year	2014/15	2015/16	2016/17	2017/18	2018/19	Highland
Quarter 1	0	0	0	0	0	6
Quarter 2	1	0	0	0	0	8
Quarter 3	0	0	0	0		0
Quarter 4	2	0	0	0		0



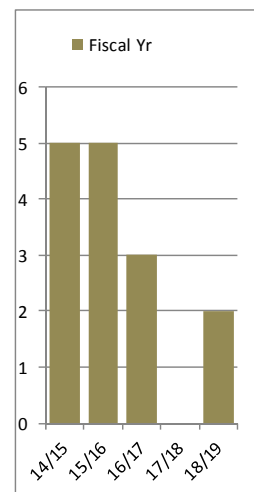
Commentary

The attached tables identify the number of dwelling house fires that have resulted in fire related casualties over the reporting 5 year period. The Service is committed to reducing this figure overall, therefore reducing the impact on the community. The numbers again showing no casualties to date as per the previous year.

The Service will continue to work hard with partners to reduce the number of casualties targeting visits to those most at risk.

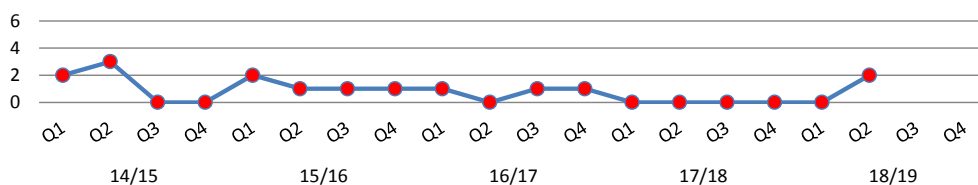
All deliberate fires

Month/Year	2014/15	2015/16	2016/17	2017/18	2018/19	Highland
April	1	0	1	0	0	32
May	0	1	0	0	0	21
June	1	1	0	0	0	15
July	2	0	0	0	1	19
August	1	1	0	0	1	14
September	0	0	0	0	0	11
October	0	0	0	0		
November	0	0	1	0		
December	0	1	0	0		
January	0	0	0	0		
February	0	1	0	0		
March	0	0	1	0		
Fiscal Yr	5	5	3	0	2	112



Month/Year	2014/15	2015/16	2016/17	2017/18	2018/19
Fiscal Yr	5	5	3	0	2

Qtr/Year	2014/15	2015/16	2016/17	2017/18	2018/19	Highland
Quarter 1	2	2	1	0	0	68
Quarter 2	3	1	0	0	2	44
Quarter 3	0	1	1	0		0
Quarter 4	0	1	1	0		0



Commentary

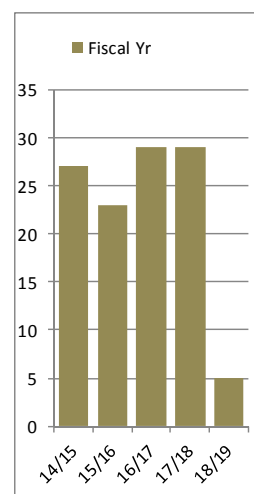
Deliberate fires include those as a result of fire related antisocial behaviour (ASB) and wildfires. Analysis of the overall incidents and the periods in when they occur, identify seasonal variations e.g. muirburning season and holiday periods. The Service has introduced a number of fire reduction strategies and thematic action plans targeting these types of incidents. Working in partnership with other key agencies, the Service is working hard to reduce these incidents overall. Examples of which include the promotion of fire reduction through the Safer Highland ASB Group, promoting best practice and partnership working through the Scottish Wildfire Forum (SWF) and targeting key groups ahead of known peak activity periods.

The figures for deliberate fires to date show a reduction from previous years which is encouraging.

The Service use targeted Thematic Action Plans (TAPs) as part of its prevention strategy which this Spring is targeting deliberate fires. SFRS actively use social media to promote this and other fire safety messages.

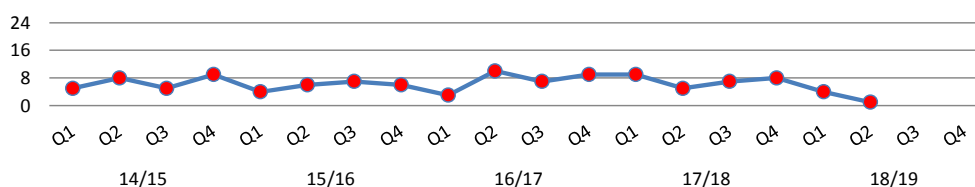
Special Service - RTCs

Month/Year	2014/15	2015/16	2016/17	2017/18	2018/19	Highland
April	1	1	1	2	1	11
May	4	1	1	3	1	22
June	0	2	1	4	2	15
July	1	2	4	2	1	15
August	3	2	2	0	0	16
September	4	2	4	3	0	8
October	0	1	1	3		
November	2	3	3	4		
December	3	3	3	0		
January	5	1	1	1		
February	3	3	4	4		
March	1	2	4	3		
Fiscal Yr	27	23	29	29	5	87



Month/Year	2014/15	2015/16	2016/17	2017/18	2018/19
Fiscal Yr	27	23	29	29	5

Qtr/Year	2014/15	2015/16	2016/17	2017/18	2018/19	Highland
Quarter 1	5	4	3	9	4	48
Quarter 2	8	6	10	5	1	39
Quarter 3	5	7	7	7		0
Quarter 4	9	6	9	8		0



Commentary

Special Service incidents involves an operational response to a range of emergency activities including life critical road traffic collisions, flooding events, industrial accidents and in support of other emergency service colleagues at larger multi-agency non-fire related events.

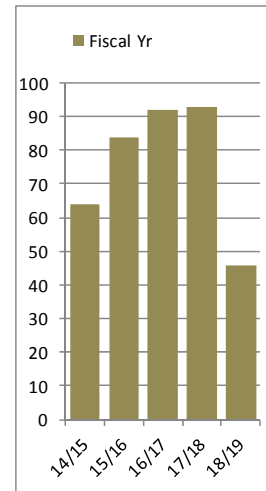
The most common type of special service is as a result of a road traffic collision involving, in most cases, a response from all three emergency services. The Service is working in partnership with other emergency response colleagues and partner agencies through the Safer Highland Road Safety Group to reduce these incidents in the community of Badenoch & Strathspey. The figures remain consistent with those from the previous year but remain low in number.

Road safety activities in the area include e.g. Driving Ambition and Safe Highlander, all of which have a focused message of road safety, targeting key groups in the reduction of road related incidents as identified in Scotland's Road Safety Framework to 2020.

<http://www.scotland.gov.uk/Resource/Doc/286643/0087268.pdf>

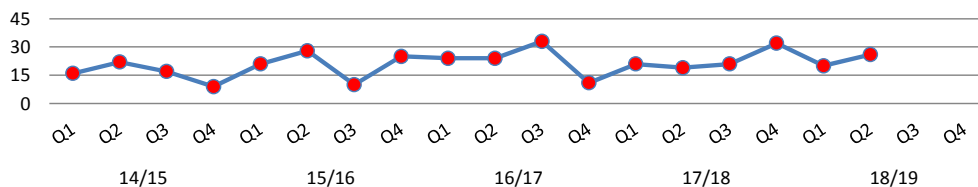
False Alarm - UFAS

Month/Year	2014/15	2015/16	2016/17	2017/18	2018/19	Highland
April	7	8	7	2	4	79
May	3	8	6	8	8	99
June	6	5	11	11	8	108
July	11	11	9	6	8	117
August	6	10	8	9	9	124
September	5	7	7	4	9	105
October	6	6	8	5		
November	2	1	11	8		
December	9	3	14	8		
January	4	10	7	10		
February	3	6	2	10		
March	2	9	2	12		
Fiscal Yr	64	84	92	93	46	632



Month/Year	2014/15	2015/16	2016/17	2017/18	2018/19
Fiscal Yr	64	84	92	93	46

Qtr/Year	2014/15	2015/16	2016/17	2017/18	2018/19	Highland
Quarter 1	16	21	24	21	20	286
Quarter 2	22	28	24	19	26	346
Quarter 3	17	10	33	21		0
Quarter 4	9	25	11	32		0



Commentary

The Service responds to a number of false alarms over the reporting year, most of which are unwanted fire alarm signals (UFAS). The number of calls across the area of Badenoch & Strathspey has dropped on the previous year's figures for the same period.

A new policy was implemented on 1st December 2014 requiring SFRS personnel to work closely with duty holders in order to reduce the number of UFAS events.

Station Availability

Station	Availability %	Male	Female	Staff	Staffing Change
Aviemore	90%	10	1	11	→
Carrbridge (CRU)	N/A	5	4	9	↘
Grantown – 1 st Appliance	97%	16	2	18	↗
Grantown– 2 nd Appliance	70%				
Kingussie	99%	11	0	11	↘
Nethybridge (CRU)	N/A	2	0	2	↗
Newtonmore (CRU)	N/A	9	0	9	→

Badenoch and Strathspey Committee Totals		53	7	60	
---	--	----	---	----	--

Commentary

The table shows the current staffing levels on stations and total availability that these individuals have been available for calls, and how this affects the availability of the station's fire appliances.

The Service works closely with employers and RDS staff to support an improvement in availability. However, we recognise the challenges faced by RDS staff when combining primary employment and their operational availability across the communities in Highland area.

The Service is actively recruiting in a number of communities to improve station and fire appliance availability.