

Agenda Item	3
Report No	BSAC/08/23

HIGHLAND COUNCIL

Committee: **Badenoch and Strathspey Area Committee**

Date: 29th May 2023

Report Title: Scottish Fire and Rescue Area Committee Performance Report

Report By: Local Senior Officer for Highland

1. Purpose/Executive Summary

- 1.1 This report provides an update to Badenoch and Strathspey Area Committee Members on progress against the priorities outlined in the Scottish Fire and Rescue Service Area Committee Plan.
- 1.2 Priority areas are identified through a range of Intervention, Prevention and Protection activities which are delivered through partnership to reduce the risk to the communities of Badenoch and Strathspey.
- 1.3 The report also contains previously agreed information and performance as requested by Area Committees.

2. Recommendations

- 2.1 Committee Members are invited to **comment** and **scrutinise** the attached Area Performance Report.

3. Badenoch and Strathspey Area Committee Performance Report

- 3.1 The attached performance report provides the current figures for Quarter 4 2022 and from the previous four reporting years from the central Scottish Fire and Rescue Service (SFRS) performance management database against the key indicators and timelines from previous reports.
- 3.2 In achieving the priorities within the Area Plan for Badenoch and Strathspey a number of prevention activities are being progressed including the delivery of free home fire safety visits (HFSV) through our operational On-Call Retained Duty System (RDS) and Volunteer Duty System (VDS) Crews and Community Safety Advocates (CSA), post domestic incident response (PDIR) both of which are aimed at reducing accidental dwelling house fires following our attendance at any incidents of this type.

Local managers also support the partnership delivered road safety programmes, and the reduction of fire-related antisocial behaviour through targeted youth engagement activities and thematic action plans.

The continued application of the Unwanted Fire Alarm Signals (UFAS) Policy provides a means of targeting premises that the Service attends repeatedly and by engagement reduce the number of calls. This is in addition to the now concluded public consultation on SFRS response to unwanted fire signal incidents

Staff also undertake Operational Intelligence (OI) visits to the higher risk premises in Badenoch and Strathspey to gather vital information on the hazards and risks on these sites which can help our operational response and firefighter safety.

- 3.3 It must be emphasised that the baseline figures for some of the indicators within the report are very low and this can make meaningful statistical analysis challenging. The low figures can also make it inappropriate to provide detailed data analysis which could compromise personal information.
- 3.4 SFRS continues to actively deliver its On Call RDS/VDS recruitment and training processes to meet the national and local requirements. While we promote campaigns through local media and key community contacts, continued local area support is welcome for recruitment across the district.

Designation: Local Senior Officer for Highland

Date: 12th May 2023

Author: Station Commander Nick Nethercott

Background Papers: Highland – Badenoch and Strathspey Area Committee - Performance Report



SCOTTISH
FIRE AND RESCUE SERVICE
Working together for a safer Scotland

Highland

Badenoch and Strathspey Committee

Performance Report

Quarter 4 – January – March 2023



DISCLAIMER

The figures included in this report are provisional and subject to change as a result of quality assurance and review. The statistics quoted are internal management information published in the interests of transparency and openness.

The Scottish government publishes Official Statistics each year which allow for comparisons to be made over longer periods of time.

ID	Key Performance Indicator (KPI)	Pg
2bi	All accidental dwelling fires	3
3bi	All fatal accidental dwelling fire casualties	4
3bii	Non-fatal accidental dwelling fire casualties (excl. precautionary check-ups)	5
1a	All deliberate fires	6
5a	Special Service – RTCs	7
10d	False Alarm – UFAS	8
	Station Availability	9

Commentary

The key performance indicators (KPIs) above have been extracted from the suite of KPIs contained within the Scottish Fire and Rescue Framework Document 2013.

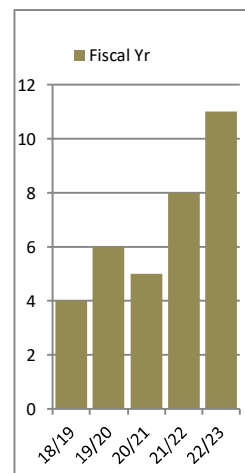
<http://www.scotland.gov.uk/Resource/0041/00416181.pdf>

The KPIs above also represent the main priority areas for the Scottish Fire and Rescue Service, identified by elected members and communities during the ward consultation sessions in 2013 as;

- Reducing accidental dwelling house fires and the resultant fatalities and casualties
- Reducing deliberate fires
- Reducing road traffic collisions
- Reducing the number of attendances to unwanted fire alarm signals (false alarms)

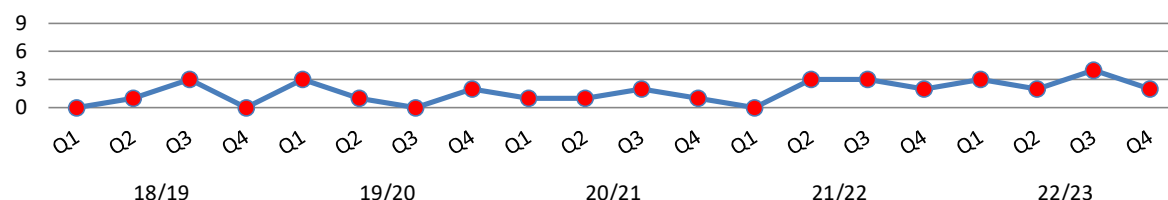
All accidental dwelling fires

Month/Year	2018/19	2019/20	2020/21	2021/22	2022/23	Highland
April	0	0	1	0	2	12
May	0	1	0	0	0	9
June	0	2	0	0	1	10
July	0	1	0	2	1	11
August	1	0	1	1	0	13
September	0	0	0	0	1	10
October	1	0	0	0	3	17
November	0	0	0	1	0	12
December	2	0	2	2	1	12
January	0	2	0	1	0	10
February	0	0	0	0	1	14
March	0	0	1	1	1	12
Fiscal Yr	4	6	5	8	11	142



Month/Year	2018/19	2019/20	2020/21	2021/22	2022/23
Fiscal Yr	4	6	5	8	11

Qtr/Year	2018/19	2019/20	2020/21	2021/22	2022/23	Highland
Quarter 1	0	3	1	0	3	31
Quarter 2	1	1	1	3	2	34
Quarter 3	3	0	2	3	4	41
Quarter 4	0	2	1	2	2	36



Commentary

The tables above represent the number of accidental dwelling house fires that occurred within the Area Committee boundary. Tolerances are set in context of the number of previous incidents by reporting month and, where there has been an increase in overall incidents, the colour coding is identified with the application of the red, amber and green (RAG) system.

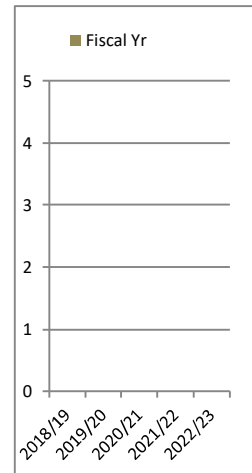
Trend lines also identify the number of incidents over the reporting 5-year period, both by month and by reporting quarter.

The Service works closely with partner agencies and communities to reduce the number of accidental dwelling house fires through the delivery of targeted home fire safety visits. Supporting the targeted delivery, partner agencies routinely share data identifying residents that would benefit from this free service, aiming to reduce the risk of fire and harm to householders and their property.

Post Domestic Incident Response (PDIR) engagements are undertaken after every domestic incident as a means of gathering HFSV's and raising fire safety awareness in the community.

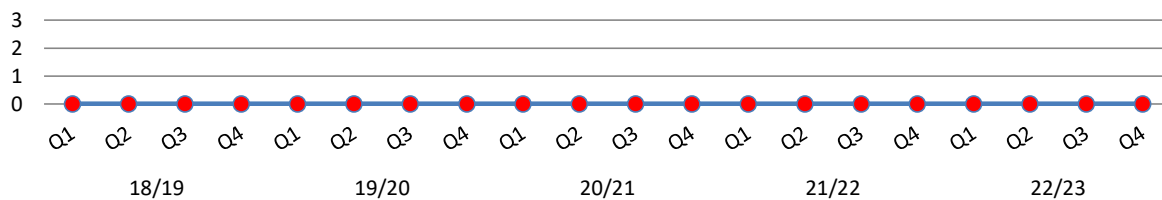
All fatal accidental dwelling fire casualties

Month/Year	2018/19	2019/20	2020/21	2021/22	2022/23	Highland
April	0	0	0	0	0	0
May	0	0	0	0	0	0
June	0	0	0	0	0	0
July	0	0	0	0	0	0
August	0	0	0	0	0	0
September	0	0	0	0	0	0
October	0	0	0	0	0	0
November	0	0	0	0	0	0
December	0	0	0	0	0	0
January	0	0	0	0	0	0
February	0	0	0	0	0	0
March	0	0	0	0	0	0
Fiscal Yr	0	0	0	0	0	0



Month/Year	2018/19	2019/20	2020/21	2021/22	2022/23
Fiscal Yr	0	0	0	0	0

Qtr/Year	2018/19	2019/20	2020/21	2021/22	2022/23	Highland
Quarter 1	0	0	0	0	0	0
Quarter 2	0	0	0	0	0	0
Quarter 3	0	0	0	0	0	0
Quarter 4	0	0	0	0	0	0

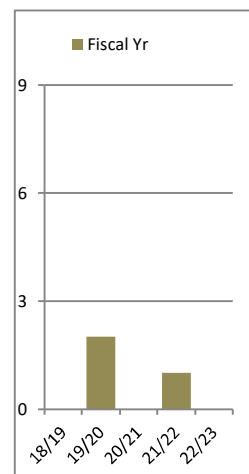


Commentary

The attached tables identify the number of dwelling house fires that have resulted in fire related fatalities over the reporting 5-year period. The Service is committed to reducing this figure to eliminate all events and occurrences that result in a fatality. As identified, partnership working and data sharing supports this key aim and the delivery of targeted life safety advice and information.

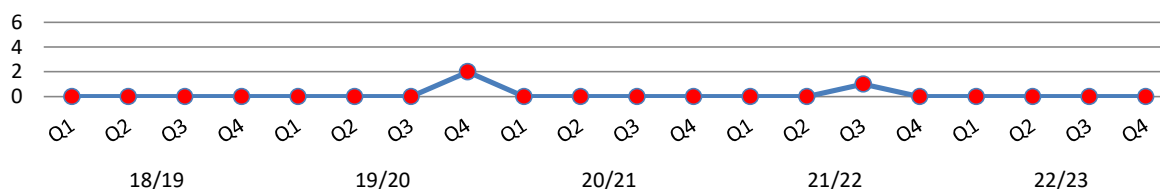
Non-fatal accidental dwell. fire casualties (excl. precautionary check-ups)

Month/Year	2018/19	2019/20	2020/21	2021/22	2022/23	Highland
April	0	0	0	0	0	1
May	0	0	0	0	0	0
June	0	0	0	0	0	0
July	0	0	0	0	0	4
August	0	0	0	0	0	0
September	0	0	0	0	0	1
October	0	0	0	0	0	1
November	0	0	0	0	0	5
December	0	0	0	1	0	0
January	0	2	0	0	0	3
February	0	0	0	0	0	3
March	0	0	0	0	0	0
Fiscal Yr	0	2	0	1	0	18



Month/Year	2018/19	2019/20	2020/21	2021/22	2022/23
Fiscal Yr	0	2	0	1	0

Qtr/Year	2018/19	2019/20	2020/21	2021/22	2022/23	Highland
Quarter 1	0	0	0	0	0	1
Quarter 2	0	0	0	0	0	5
Quarter 3	0	0	0	1	0	6
Quarter 4	0	2	0	0	0	6



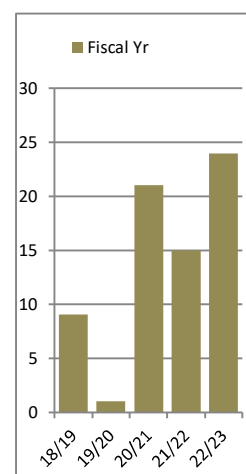
Commentary

The attached tables identify the number of dwelling house fires that have resulted in fire related casualties over the reporting 5-year period. The Service is committed to reducing this figure overall, therefore reducing the impact on the community. The numbers show no casualties to date.

The Service will continue to work hard with partners to reduce the number of casualties targeting visits to those most at risk.

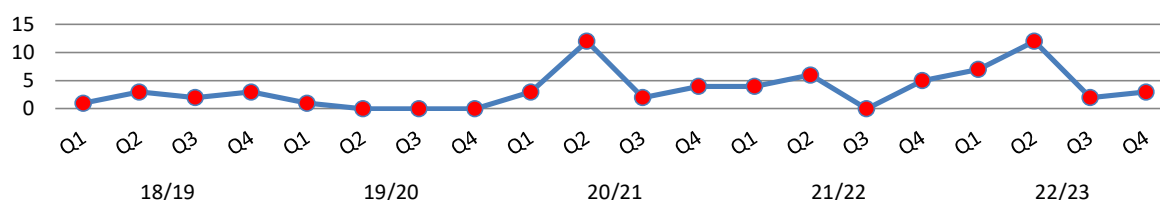
All deliberate fires

Month/Year	2018/19	2019/20	2020/21	2021/22	2022/23	Highland
April	1	1	0	1	0	25
May	0	0	1	0	3	21
June	0	0	2	3	4	28
July	2	0	6	4	6	29
August	1	0	5	1	5	20
September	0	0	1	1	1	14
October	0	0	0	0	0	11
November	1	0	1	0	2	15
December	1	0	1	0	0	6
January	1	0	1	1	1	6
February	2	0	0	0	0	17
March	0	0	3	4	2	23
Fiscal Yr	9	1	21	15	24	215



Month/Year	2018/19	2019/20	2020/21	2021/22	2022/23
Fiscal Yr	9	1	21	15	24

Qtr/Year	2018/19	2019/20	2020/21	2021/22	2022/23	Highland
Quarter 1	1	1	3	4	7	74
Quarter 2	3	0	12	6	12	63
Quarter 3	2	0	2	0	2	32
Quarter 4	3	0	4	5	3	46



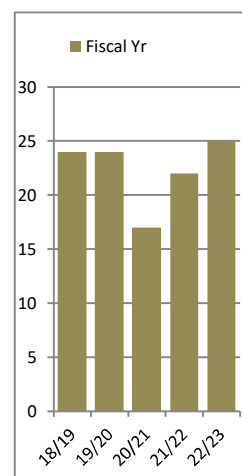
Commentary

Deliberate fires include those as a result of fire related antisocial behaviour (ASB) and wildfires. Analysis of the overall incidents and the periods in when they occur, identify seasonal variations e.g., muirburn season and holiday periods. The Service has introduced a number of fire reduction strategies and thematic action plans targeting these types of incidents. Working in partnership with other key agencies, the Service is working hard to reduce these incidents overall. Examples of which include the promotion of fire reduction through the Safer Highland ASB Group, promoting best practice and partnership working through the Scottish Wildfire Forum (SWF) and targeting key groups ahead of known peak activity periods.

During quarter 4 there was a decrease in the level of deliberate fires in Badenoch and Strathspey. We have continued in our Thematic Action Plan (TAP) activities which continues to target deliberate fires as part of its prevention strategy as we head towards another summer season. SFRS actively use social media to promote this and other fire safety messages. Local on call crews have been supporting land managers by assisting rangers with the fire safety message in the Cairngorm National Park.

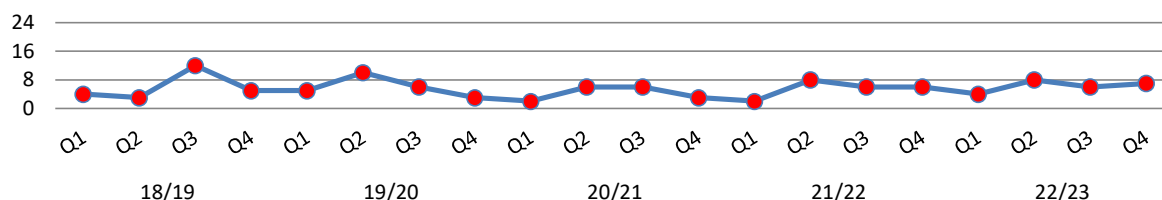
Special Service - RTCs

Month/Year	2018/19	2019/20	2020/21	2021/22	2022/23	Highland
April	1	1	0	0	1	19
May	1	2	0	2	2	13
June	2	2	2	0	1	14
July	3	3	2	2	2	19
August	0	6	4	4	3	19
September	0	1	0	2	3	22
October	5	0	2	1	4	16
November	5	3	0	2	0	11
December	2	3	4	3	2	16
January	0	1	1	3	4	21
February	1	1	1	0	2	13
March	4	1	1	3	1	10
Fiscal Yr	24	24	17	22	25	193



Month/Year	2018/19	2019/20	2020/21	2021/22	2022/23
Fiscal Yr	24	24	17	22	25

Qtr/Year	2018/19	2019/20	2020/21	2021/22	2022/23	Highland
Quarter 1	4	5	2	2	4	46
Quarter 2	3	10	6	8	8	60
Quarter 3	12	6	6	6	6	43
Quarter 4	5	3	3	6	7	44



Commentary

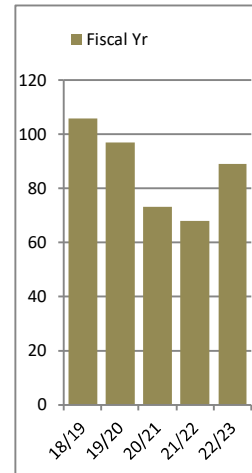
Special Service incidents involves an operational response to a range of emergency activities including life critical road traffic collisions, flooding events, industrial accidents and in support of other emergency service colleagues at larger multi-agency non-fire related events.

The most common type of special service is as a result of a road traffic collision (RTC) involving, in most cases, a response from all three emergency services. The Service is working in partnership with other emergency response colleagues and partner agencies through the Safer Highland Road Safety Group to reduce these incidents in the community of Badenoch & Strathspey.

Road safety activities in the area include Driving Ambition and Safe Highlander, all of which deliver focused messages on road safety, targeting key groups in the reduction of road related incidents as identified in Scotland's Road Safety Framework 2020.

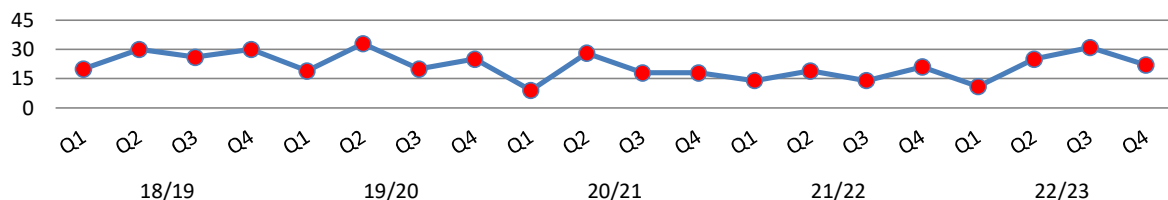
False Alarm - UFAS

Month/Year	2018/19	2019/20	2020/21	2021/22	2022/23	Highland
April	4	8	3	1	2	115
May	8	2	4	6	4	123
June	8	9	2	7	5	114
July	10	10	11	6	7	113
August	10	12	6	1	6	147
September	10	11	11	12	12	152
October	5	8	8	2	8	139
November	11	4	6	6	8	152
December	10	8	4	6	15	108
January	14	12	4	8	6	86
February	4	5	7	7	9	95
March	12	8	7	6	7	110
Fiscal Yr	106	97	73	68	89	1454



Month/Year	2018/19	2019/20	2020/21	2021/22	2022/23
Fiscal Yr	106	97	73	68	89

Qtr/Year	2018/19	2019/20	2020/21	2021/22	2022/23	Highland
Quarter 1	20	19	9	14	11	352
Quarter 2	30	33	28	19	25	412
Quarter 3	26	20	18	14	31	399
Quarter 4	30	25	18	21	22	291



Commentary

The Service responds to a number of false alarms over the reporting year, most of which are unwanted fire alarm signals (UFAS).

False Alarm UFAS incidents remain low compared to other areas in Scotland. SFRS personnel will continue to work in partnership with the clear aim of trying to eliminate all incident types through our preventative work and targeted engagement with premises. Where improvement cannot be demonstrated, SFRS Enforcement teams will liaise with premises holders to improve building management and reduce unwanted fire alarms.

It should be noted that from 1st July 2023 we will no longer attend automatic fire alarm (AFA) call outs to commercial business and workplace premises such as factories, offices, shops and leisure facilities unless a fire has been confirmed. This change does not apply to sleeping premises such as hospitals, care homes, hotels or domestic dwellings. This is in efforts to reduce the 28,000 incidents of this type we attend each year.

Station Availability

Station	Availability %	Auth Est	Actual	Male	Female	Staffing Change
Aviemore	86.81%	12	11	10	1	→
Carrbridge (CRU)	N/A	12	5	4	1	↘
Grantown – 1 st Appliance	98.48%	20	13	10	3	→
Grantown– 2 nd Appliance	62.14%					
Kingussie	95.95%	12	10	10	0	→
Nethybridge (CRU)	N/A	12	0	0	0	→
Newtonmore (CRU)	N/A	12	8	8	0	→

Badenoch and Strathspey Committee Totals	80	47	42	5
---	----	----	----	---

Commentary

The table shows the current staffing levels on stations and total availability that these individuals have been available for calls, and how this affects the availability of the station's fire appliances.

The Service works closely with employers and On Call staff to support an improvement in availability. However, we recognise the challenges faced by On Call staff when combining primary employment and their operational availability across the communities in Highland area.

The Service is actively recruiting across our communities to improve appliance availability. Recruitment events have been held recently in Aviemore, Grantown and Kingussie Community Fire Stations. This has helped raise awareness in our communities and has brought in several potential candidates who are now in various stages of the recruitment process.