

HIGHLAND COUNCIL

Agenda Item	6
Report No	NC/10/24

Committee: Nairn Area Committee

Date: 5th August 2024

Report Title: Scottish Fire and Rescue Area Committee Performance Report

Report By: Local Senior Officer for Highland

1. Purpose/Executive Summary

- 1.1 This report provides an update to Nairn Area Committee Members on progress against the priorities outlined in the Scottish Fire and Rescue Service Area Committee Plan.
- 1.2 Priority areas are identified through a range of Intervention, Prevention and Protection activities which are delivered through partnership to reduce the risk to the communities of Nairn and Nairnshire.
- 1.3 The report also contains previously agreed information and performance as requested by Area Committees.

2. Recommendations

- 2.1 Committee Members are invited to **comment** and **scrutinise** the attached Area Performance Report.

3. Nairn Area Committee Performance Report

- 3.1 The attached performance report provides the current figures for the reporting year April 2024 to March 2024 and from the previous four reporting years from the central Scottish Fire and Rescue Service (SFRS) performance management database against the key indicators and timelines from previous reports.
- 3.2 In achieving the priorities within the Area Plan a number of prevention activities are being progressed including; the delivery of free home fire safety visits (HFSV) through our operational On-Call Staff and Community Safety Advocates (CSA), post domestic incident response (PDIR) both of which are aimed at reducing accidental dwelling house fires following our attendance at any incidents of this type. Local managers will also support the partnership delivered road safety programmes, Driving Ambition and the reduction of fire-related antisocial behaviour through targeted youth engagement activities and thematic action plans.

The continued application of the Unwanted Fire Alarm Signals (UFAS) Policy provides a means of targeting premises that the Service attends repeatedly and by engagement reduce the number of calls.

Staff also undertake Operational Intelligence (OI) visits to the higher risk premises in Nairn to gather vital information on the hazards and risks on these sites which can help our operational response and firefighter safety.

The Service continues to commit to agile working through electronic and modified methods to deliver partnership and community activities to support those most vulnerable within our communities.

- 3.3 It must be emphasised that the baseline figures for some of the indicators within the report are very low and this can make meaningful statistical analysis challenging. The low figures can also make it inappropriate to provide detailed data analysis which could compromise personal information.
- 3.4 Fire Fatalities are at zero and there were only two instances of a Fire Casualties in this reporting period, giving low figures which are welcomed by SFRS. For the year Deliberate Fires continue to be at a very low level in the area with only seven in this reporting year.

Special Service – Road Traffic Collisions (RTCs) are low, with the total annual figure remaining comparable with previous years. We will continue to work with partners and educational establishments to promote road safety.

False Alarm UFAS incidents continue to be at a very low level in the area. SFRS personnel continue to work in partnership with the clear aim of trying to eliminate all incident types through our preventative work and targeted engagement with premises, particularly those who have had multiple alarm actuations. Where improvement cannot be demonstrated, SFRS Enforcement teams will liaise with premises holders to improve building management and reduce unwanted fire alarms.

Designation: Local Senior Officer for Highland

Date: 23/07/2024

Author: Station Commander Nick Nethercott

Background Papers: Highland – Nairn Area Committee - Performance Report



NAIRN-SHIRE COMMITTEE

PERFORMANCE REPORT

DISCLAIMER

The figures included in this report are provisional and subject to change as a result of quality assurance and review. The statistics quoted are internal management information published in the interests of transparency and openness.

The Scottish government publishes Official Statistics each year which allow for comparisons to be made over longer periods of time.



SCOTTISH
FIRE AND RESCUE SERVICE
Working together for a safer Scotland

**Working together
for a safer Scotland**

**1 APRIL 2023 – 31 MARCH
2024**

ABOUT THE STATISTICS IN THIS REPORT

The activity totals and other statistics quoted in this report are provisional in nature and subject to change as a result of ongoing quality assurance and review.

Because all statistics quoted are provisional there may be differences in the period totals quoted in our reports after original publication which result from revisions or additions to the data on our systems.

From 2015-16 onwards responsibility for the publication of end-year statistical data transferred from the Scottish Government to the Scottish Fire and Rescue Service (SFRS). This change of responsibility does not change the status of the figures quoted in this and other SFRS reports reported to the Committee.

INTRODUCTION

The annual monitoring report covers the SFRS's performance and activities in support of the seven priorities in the Local Fire and Rescue Plan for Highland:

- Priority 1 – Domestic Fire Safety
- Priority 2 – Unintentional Harm
- Priority 3 – Non-Fire Emergencies
- Priority 4 – Deliberate Fire Setting
- Priority 5 – Non-Domestic Fire Safety
- Priority 6 – Unwanted Fire Alarm Signals
- Priority 7 – Operational Resilience and Preparedness














As well as supporting the seven priorities in the Local Fire and Rescue Plan for Highland, this monitoring report shows how SFRS activities and performance contribute to the wider priorities of the Highland Council Community Planning Partnership (CPP), as set out in the Highland Community Plan.

The figures in this report are provisional, to provide the Committee with the SFRS's direction of travel in the Highland area, in terms of performance against headline indicators and targets. Most figures will not change; however, members should note that there may be some small variations for some indicators when the final confirmed figures are published by the SFRS.

The Highland Council Scrutiny and Audit Committee agreed to the Local Fire and Rescue Plan for Highland, covering the subsequent 3-year period. In support of delivering the priorities in this plan, 13 headline indicators and targets have been set, and form the basis of the report.

PERFORMANCE SUMMARY

The table below provides a summary of activity during the period 1 April 2023 to 31 March 2024, based on annual targets set against headline indicators. It aims to provide – at a glance – our direction of travel during the current reporting year.

All Incidents Attended – 154		
Accident Dwelling Fires (ADF) 	ADF Fatal Casualties 	ADF Non Fatal Casualties 
Qs 1-4 – 5 incidents	Qs 1-4 – 0	Qs 1-4 – 2
Home Fire Safety Visits 	Non-Fire Emergency 	Road Traffic Collisions (RTC) 
Qs 1-44 – 91 Visits	Qs 1-4 – 32 Incidents	Qs 1-4 – 5 Incidents
Fatal RTC Casualties 	Non-Fatal RTC Casualties 	All Deliberate Fires 
Qs1-4 – 0	Qs1-4 – 5	Qs 1-4 – 5 incidents
Deliberate Primary Fires 	Deliberate Secondary Fires 	Non Domestic Fires 
Qs 1-4 – 0 incidents	Qs 1-4 – 5 incidents	Qs 1-4 – 3 incidents
Unwanted Fire Alarm Signals 		
Qs1-4 – 34 incidents		

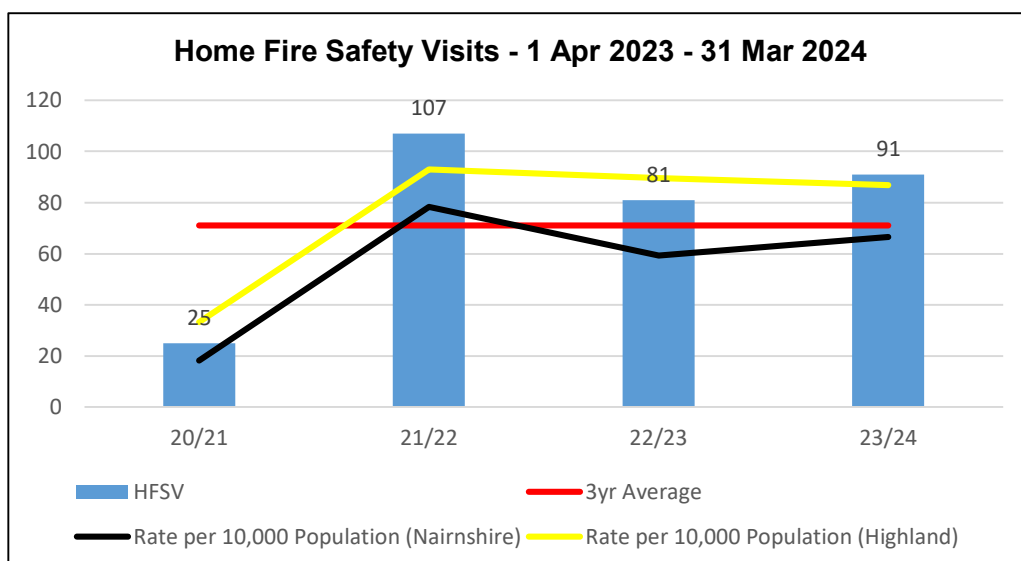
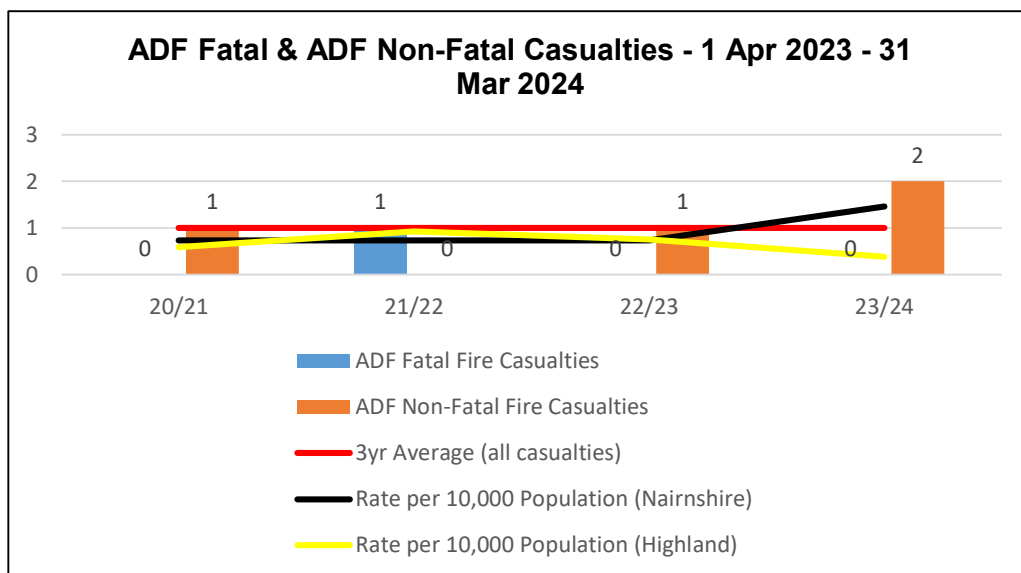
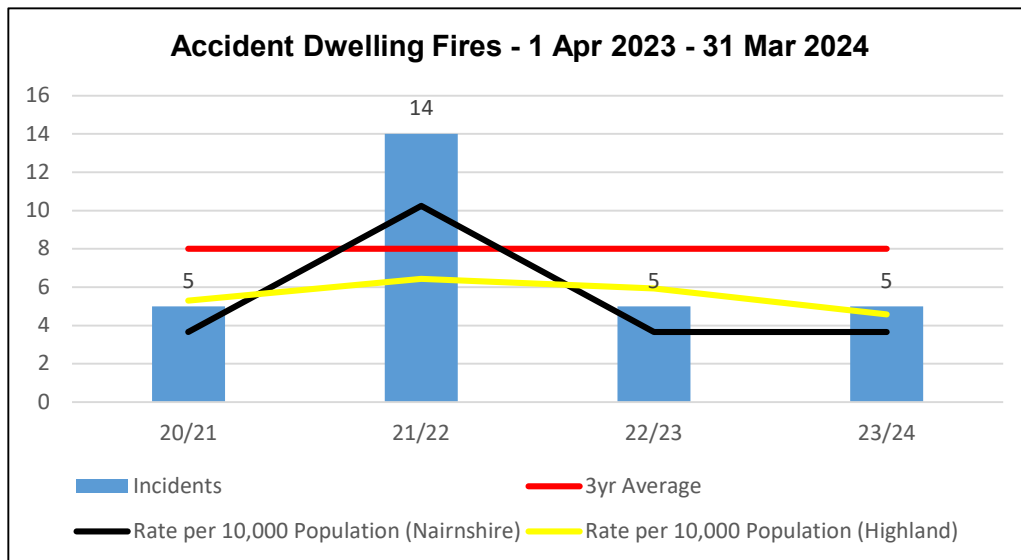
PERFORMANCE HIGHLIGHTS

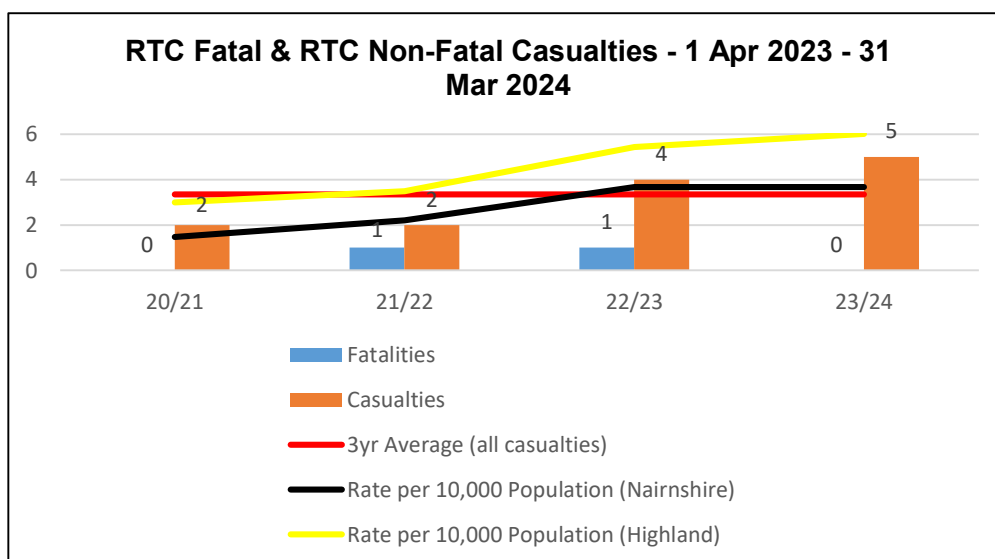
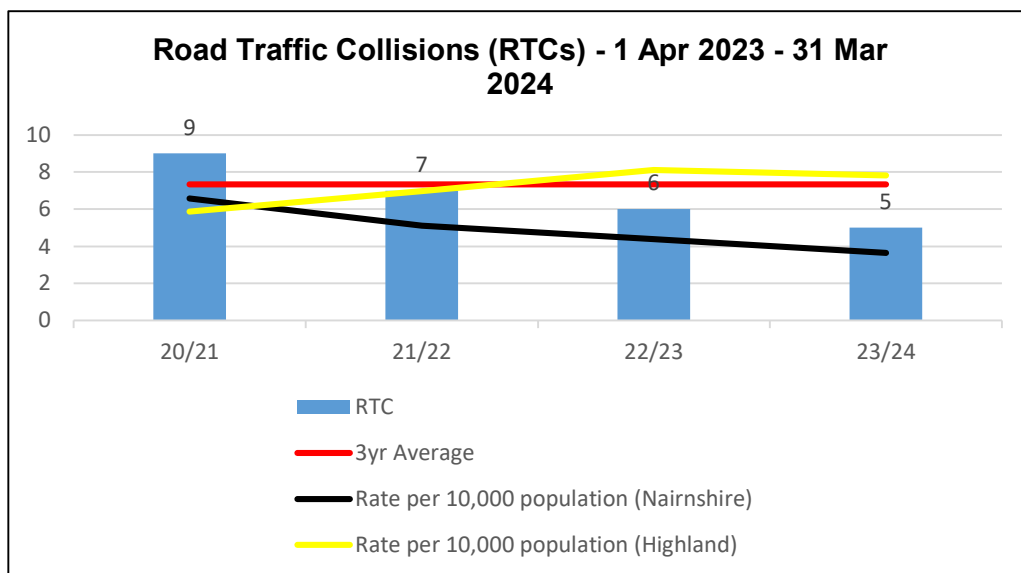
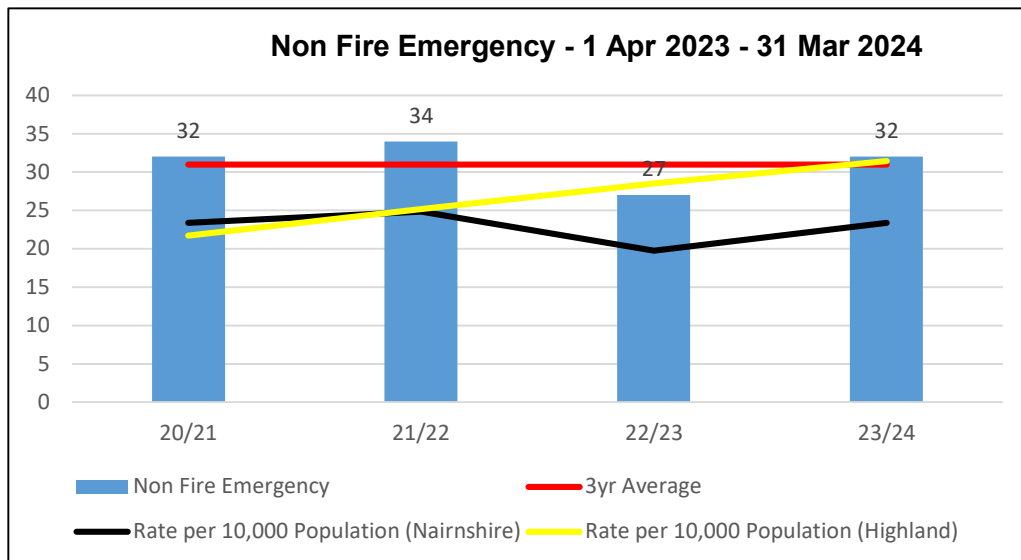
Of the 13 KPIs, the following performance should be noted for the period 1 April 2023 – 31 March 2024.

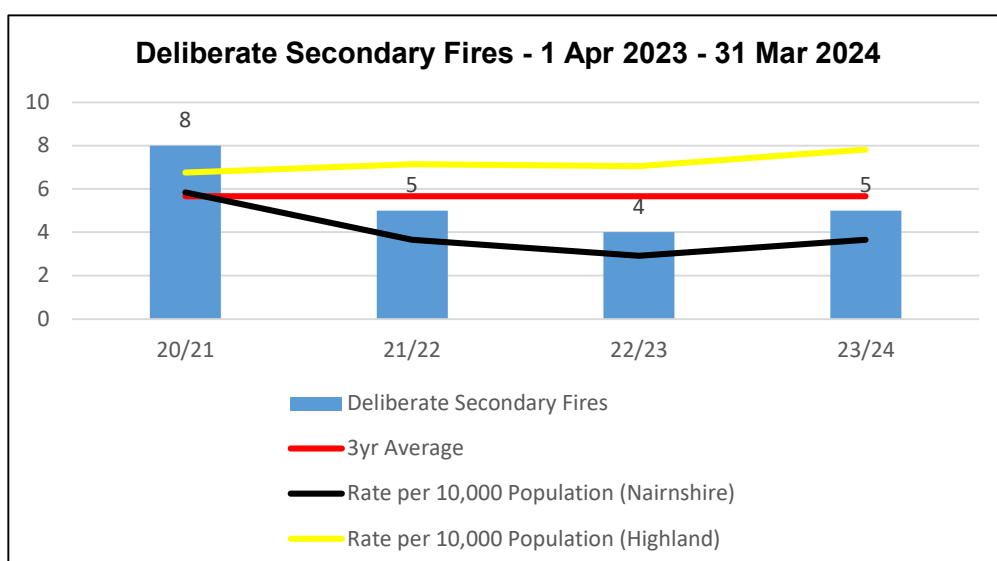
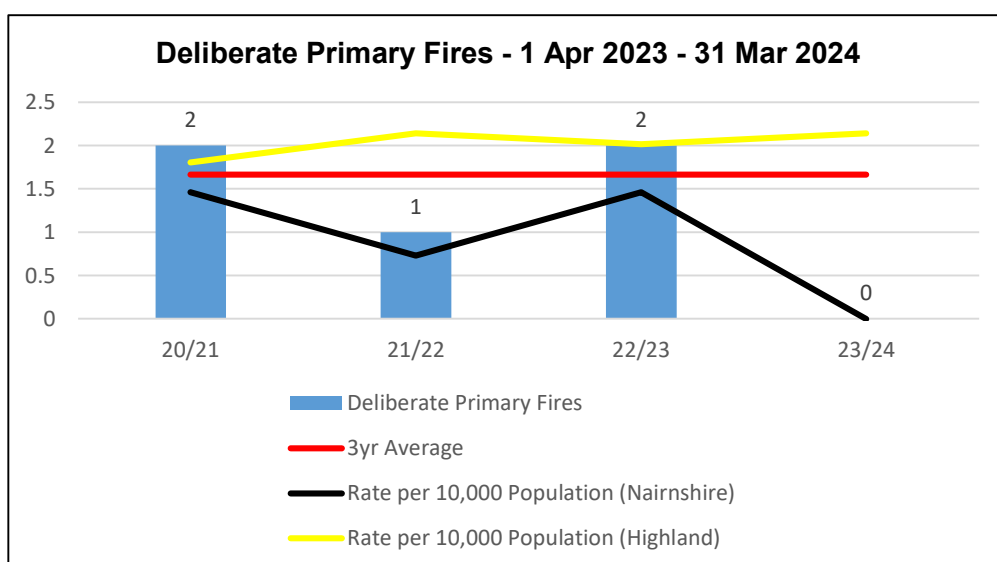
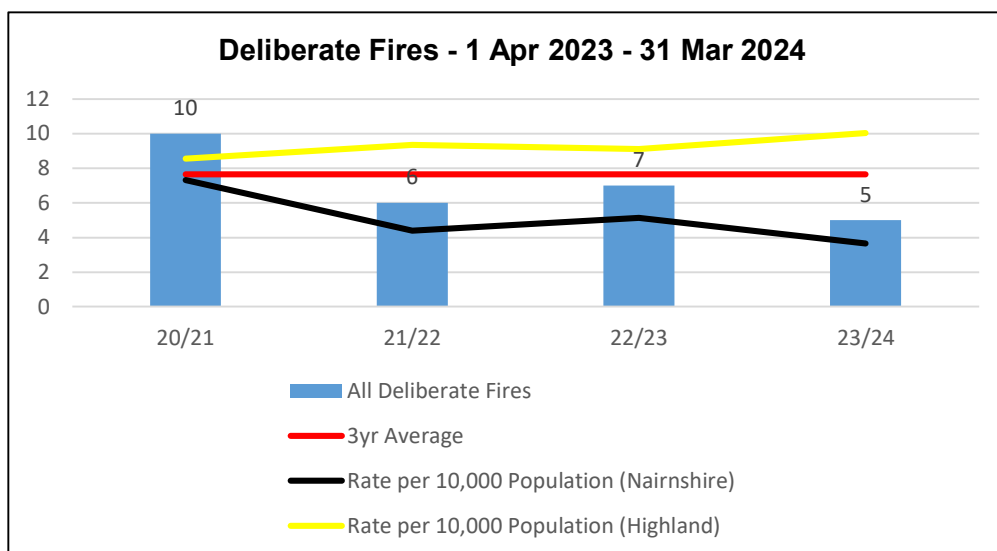
- There were **5 Accident Dwelling Fires (ADF)** which is below the 3-year average. Of these incidents one was classed as high severity which affected several properties, the rest were classed as low severity, requiring little or no intervention from the Service and minimal fire damage. There were **0 ADF Fatalities**, and **2 ADF Casualties**. All ADF's are offered Home Fire Safety Visits and agency referrals where required.
- There were **5 Deliberate Fires** which is below average. There were **0 Deliberate Primary Fires** and **5 Deliberate Secondary Fires** which is below the average. Referrals are made to other agencies for those at work within our communities.
- There were **3 Non-Domestic Building Fires** which is in line with the average.
- We attended **5 Road Traffic Collisions (RTCs)** which is below average. There were no **0 RTC Related Fatalities** however there were **5 RTC Related Injuries**. Our Prevention teams are working with partner agencies through the Highland Road Safety group, Older driver Virtual Reality Scheme and Road Safety Scheme for new drivers.
- We attended **34 Unwanted Fire Alarm Signals (UFAS)** showing a trend of a decrease. From 1 July 2023, we have stopped attending AFA call outs to commercial business and workplace premises, such as factories, offices, shops and leisure facilities unless a fire has been confirmed. Our control room operators now ask anyone who reports a fire alarm to check whether there is an actual fire or signs of fire, before sending the nearest fire appliance. This does not apply to sleeping premises, such as hospitals, care homes, hotels or domestic dwellings who will receive the full pre-determined attendance (PDA). This change follows the SFRS public consultation in 2021.
- Our Community Safety Advocates and Station personnel undertook **91 Home Fire Safety Visits**. The majority targeted the most at risk in our communities.

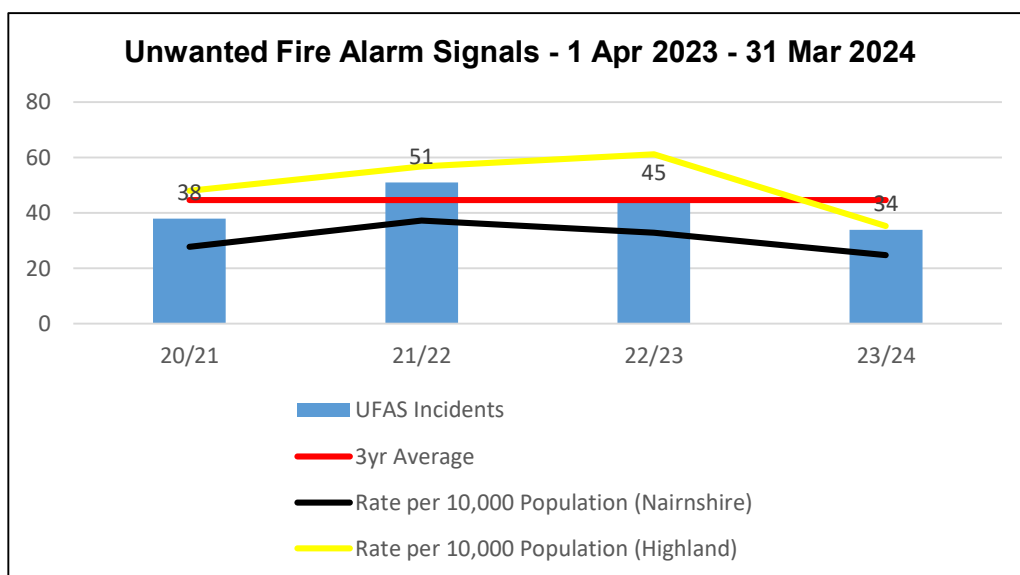
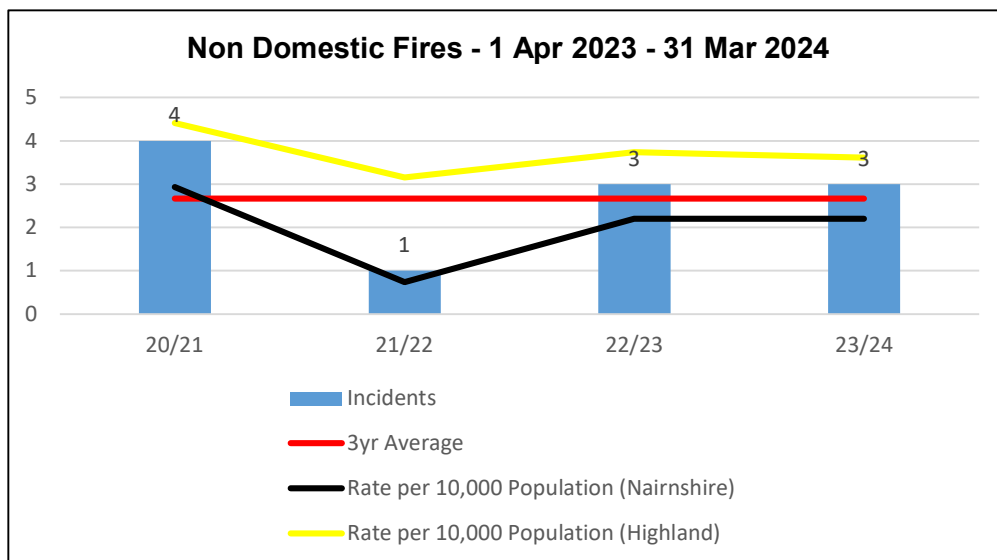
For more information please visit:

[Scottish Fire & Rescue Service: Unwanted Fire Alarm Signals \(UFAS\) \(firescotland.gov.uk\)](https://firescotland.gov.uk)









Station Establishment and Availability

- 2 x On-Call Retained Duty System appliances across 1 Stations

This Station served the Nairn-shire population.

***Please note the availability figures do not include Joint Mobilising availability.**

Station	1 Apr 23 – 31 Mar 24 Availability %	Male	Female	Staff
Nairn – 1 st Appliance	97.53%	19	0	19
Nairn – 2 nd Appliance	72.20%			