

Agenda Item	3
Report No	CIA/31/24

Committee: City Of Inverness Area Committee

Date: 31/10/2024

Report Title: Scottish Fire and Rescue Area Committee Performance Report

Report By: Local Senior Officer for Highlands

1 Purpose/Executive Summary

- 1.1 This report provides an update to City of Inverness Area Committee Members on progress against the priorities outlined in the Scottish Fire and Rescue Service Area Committee Plan.
- 1.2 Priority areas are identified through a range of Intervention, Prevention and Protection activities which are delivered through partnership to reduce the risk to the communities of the City of Inverness.

2 Recommendations

- 2.1 Committee Members are invited to **comment** and **scrutinise** the attached Area Performance Report.

3 Implications

- 3.1 **Resource** - There are no implications arising from this report
- 3.2 **Legal** - There are no implications arising from this report
- 3.3 **Community (Equality, Poverty, Rural and Island)** - There are no implications arising from this report
- 3.4 **Climate Change / Carbon Clever** - There are no implications arising from this report
- 3.5 **Risk** - There are no implications arising from this report
- 3.6 **Health and Safety (risks arising from changes to plant, equipment, process, or people)** – There are no implications arising from this report
- 3.7 **Gaelic** - There are no implications arising from this report

4 City Of Inverness Area Committee

- 4.1 The attached performance report provides the current figures for Quarters Q1 & Q2 of 2024 - 25 and from the previous three reporting years from the central Scottish Fire and Rescue Service (SFRS) performance management database against the key indicators and timelines from previous reports. Please note that turnaround times and statistics available at this time of year can be delayed and some that have not yet been processed may carry forward to the next quarter.

- 4.2 In achieving priorities within the Area Plan work is ongoing within our current HFSV framework as we move towards the implementation of a new system which will significantly increase information sharing between partner agencies and ensure our resources are targeted towards the most vulnerable in our communities. PDIR's are routinely carried out at all domestic incidents regardless of type which are aimed at reducing accidental dwelling house fires following our attendance.

The continued application of the Unwanted Fire Alarm Signals (UFAS) Policy provides a means of targeting premises that the Service attends repeatedly and by engagement reduce the number of calls. The SFRS UFAS Policy Public Consultation has recently been agreed by the SFRS Board and the response to AFAs agreed as a result of public consultations will come into effect.

- 4.3 It must be emphasised that the baseline figures for some of these indicators within the report are very low and this can make meaningful statistical analysis challenging. The low figures can also make it inappropriate to provide detailed data analysis which could compromise personal information

- 4.4 There were **23 Accident Dwelling Fires (ADF)** which is just below the 3-year average. The majority are classed as low severity, requiring little or no intervention from the Service and minimal fire damage. There were **1 ADF Fatalities**, and **9 ADF Casualties**. All ADF's are offered Home Fire Safety Visits and agency referrals where required. There were **34 Deliberate Fires**, of which **10 were Deliberate Primary Fires** and **24 were Deliberate Secondary Fire**, this is below the average. Referrals are made to other agencies for those at work within our communities.

There were **10 Non-Domestic Building Fires** which is below the average. We attended **22 Road Traffic Collisions (RTCs)** which is comparable to the average. There was **1 RTC Related Fatality** and **12 RTC Related Injuries**.

Our Prevention teams are working with partner agencies through the Highland Road Safety group, Older driver Virtual Reality Scheme and Road Safety Scheme for new drivers.

We attended **144 Unwanted Fire Alarm Signals (UFAS)** showing a significant decrease when compared to the 3-year average. From 1 July 2023, we have stopped attending AFA call outs to commercial business and workplace premises, such as factories, offices, shops and leisure facilities unless a fire has been confirmed. Our control room operators now ask anyone who reports a fire alarm to check whether there is an actual fire or signs of fire, before sending the nearest fire appliance. This does not apply to sleeping premises, such as hospitals, care homes, hotels or domestic dwellings who will receive the full pre-determined attendance (PDA). This change follows the SFRS public consultation in 2021.

Our Community Safety Advocates and Station personnel undertook **413 Home Fire Safety Visits**. The majority targeted the most at risk in our communities.

Designation: Local Senior Officer for Highlands

Date: 31/10/2024

Author: Station Commander Douglas McAulay

Background Papers: City Of Inverness Committee Performance Report

Appendices:



CITY OF INVERNESS COMMITTEE PERFORMANCE REPORT

DISCLAIMER

The figures included in this report are provisional and subject to change as a result of quality assurance and review. The statistics quoted are internal management information published in the interests of transparency and openness.

The Scottish government publishes Official Statistics each year which allow for comparisons to be made over longer periods of time.



SCOTTISH
FIRE AND RESCUE SERVICE
Working together for a safer Scotland

**Working together
for a safer Scotland**

**QUARTERS 1 & 2
1 APRIL – 30 SEPTEMBER
2024**

ABOUT THE STATISTICS IN THIS REPORT

The activity totals and other statistics quoted in this report are provisional in nature and subject to change as a result of ongoing quality assurance and review.

Because all statistics quoted are provisional there may be differences in the period totals quoted in our reports after original publication which result from revisions or additions to the data on our systems.

From 2015-16 onwards responsibility for the publication of end-year statistical data transferred from the Scottish Government to the Scottish Fire and Rescue Service (SFRS). This change of responsibility does not change the status of the figures quoted in this and other SFRS reports reported to the Committee.

INTRODUCTION

The 6-monthly monitoring report covers the SFRS's performance and activities in support of the six priorities in the Local Fire and Rescue Plan for Highland:

- Priority 1 – Domestic Fire Safety
- Priority 2 – Unintentional Harm
- Priority 3 – Non-Fire Emergencies
- Priority 4 – Deliberate Fire Setting
- Priority 5 – Non-Domestic Fire Safety
- Priority 6 – Unwanted Fire Alarm Signals
- Priority 7 – Operational Resilience and Preparedness














As well as supporting the seven priorities in the Local Fire and Rescue Plan for Highland, this monitoring report shows how SFRS activities and performance contribute to the wider priorities of the Highland Council Community Planning Partnership (CPP), as set out in the Highland Community Plan.

The figures in this report are provisional, to provide the Committee with the SFRS's direction of travel in the Highland area, in terms of performance against headline indicators and targets. Most figures will not change; however, members should note that there may be some small variations for some indicators when the final confirmed figures are published by the SFRS.

The Highland Council Scrutiny and Audit Committee agreed to the Local Fire and Rescue Plan for Highland, covering the subsequent 3-year period. In support of delivering the priorities in this plan, 13 headline indicators and targets have been set, and form the basis of the report.

PERFORMANCE SUMMARY

The table below provides a summary of the six months (1 April to 30 September 2024) activity and year to date (YTD) progress, based on annual targets set against headline indicators. It aims to provide – at a glance – our direction of travel during the current reporting year.

Q1 & Q2: All Incidents Attended – 597		
Accident Dwelling Fires (ADF) 	ADF Fatal Casualties 	ADF Non Fatal Casualties 
Q1 & Q2 – 23 incidents YTD – 23 incidents	Q1 & Q2 – 1 YTD – 1	Q1 & Q2 – 9 YTD – 9
Home Fire Safety Visits 	Non-Fire Emergency 	Road Traffic Collisions (RTC) 
Q1 & Q2 – 413 Visits YTD – 413 Visits	Q1 & Q2 – 151 Incidents YTD – 151 Incidents	Q1 & Q2 – 22 Incidents YTD – 22 Incidents
Fatal RTC Casualties 	Non-Fatal RTC Casualties 	All Deliberate Fires 
Q1 & Q2 – 1 YTD – 1	Q1 & Q2 – 12 YTD – 12	Q1 & Q2 – 34 incidents YTD – 34 incidents
Deliberate Primary Fires 	Deliberate Secondary Fires 	Non Domestic Fires 
Q1 & Q2 – 10 incidents YTD – 10 incidents	Q1 & Q2 – 24 incidents YTD – 24 incidents	Q1 & Q2 – 10 incidents YTD – 10 incidents
Unwanted Fire Alarm Signals 		
Q1 & Q2 – 144 incidents YTD – 144 incidents		

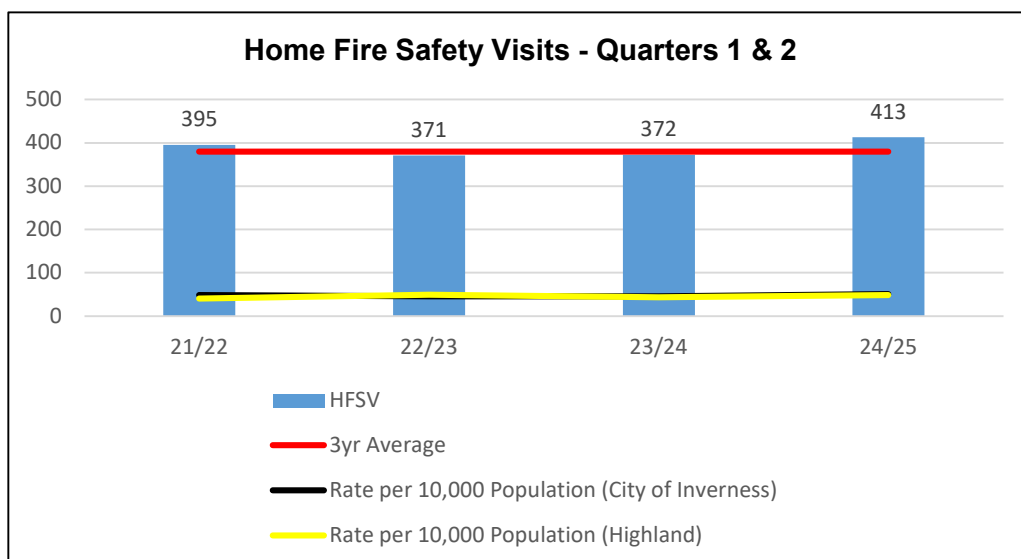
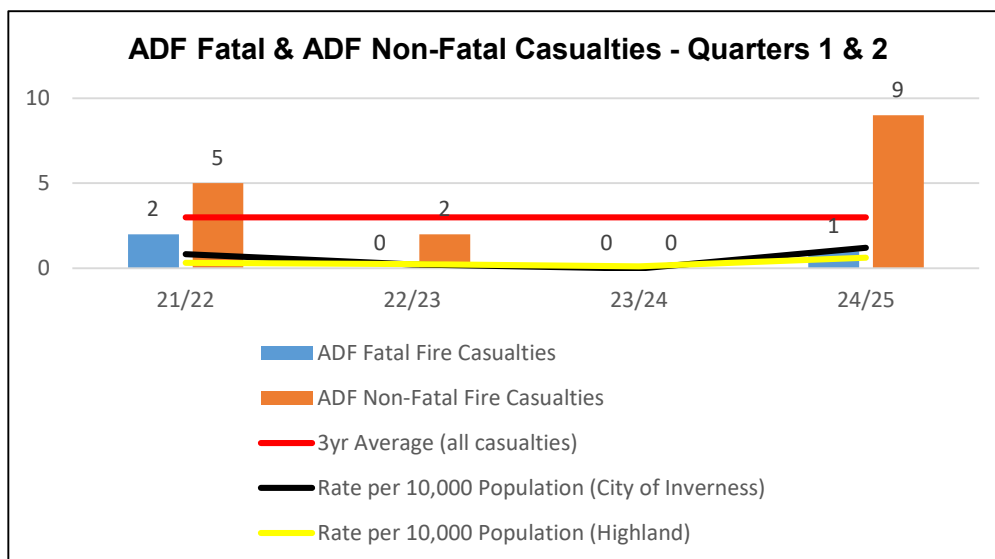
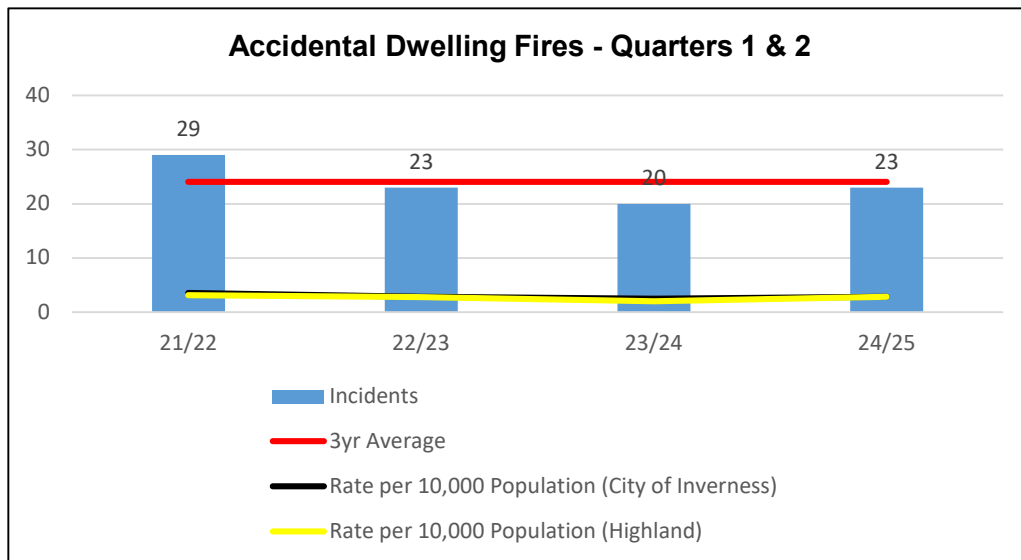
PERFORMANCE HIGHLIGHTS

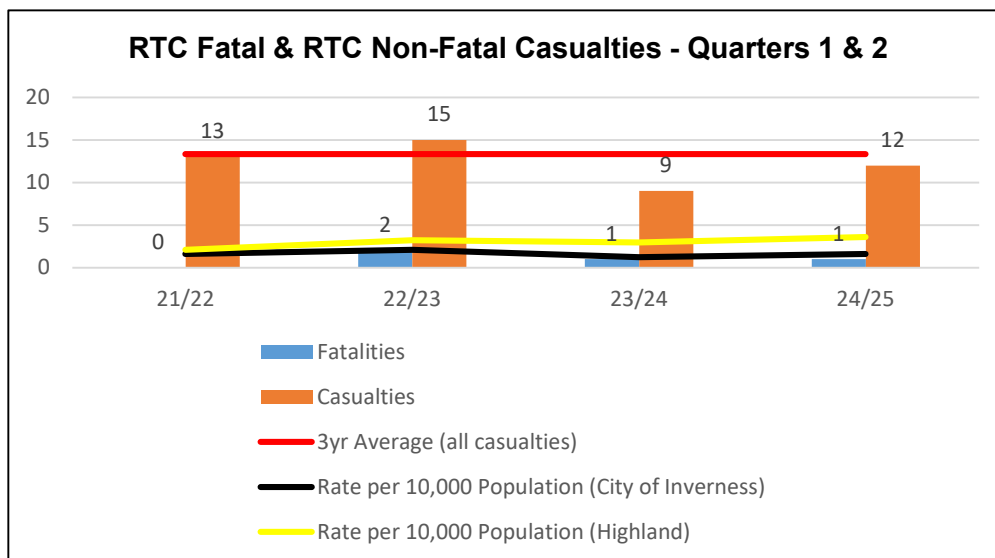
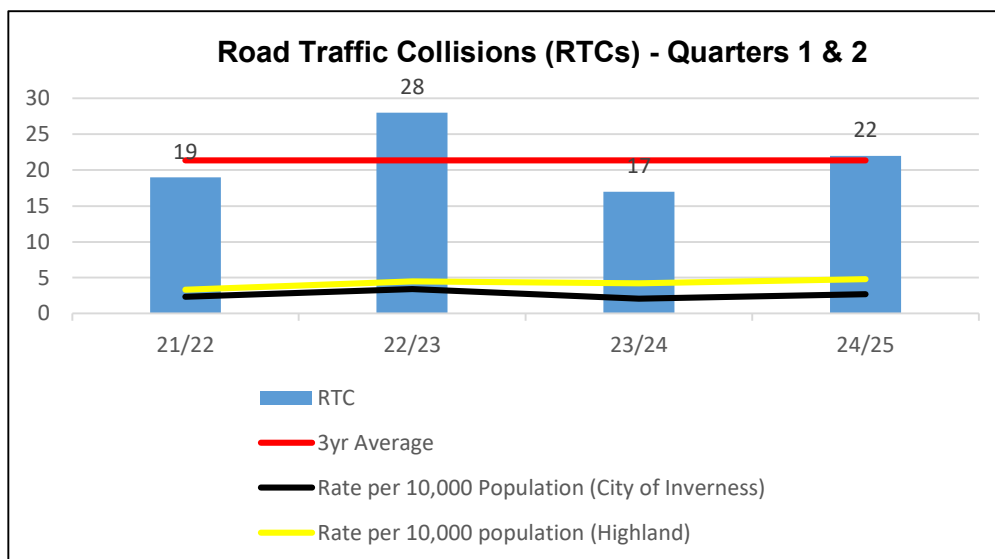
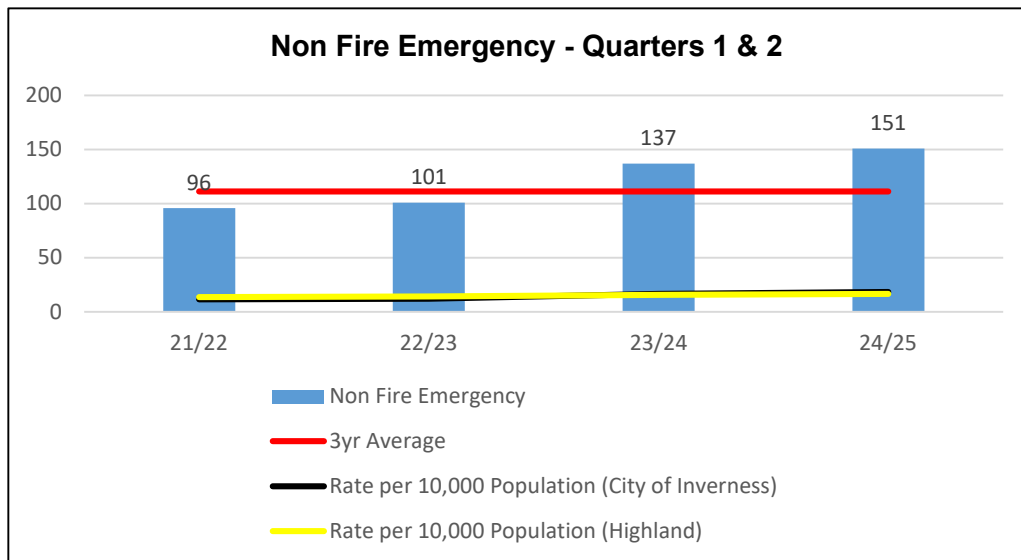
Of the 13 KPIs, the following performance should be noted for the six-month period 1 April to 30 September 2024.

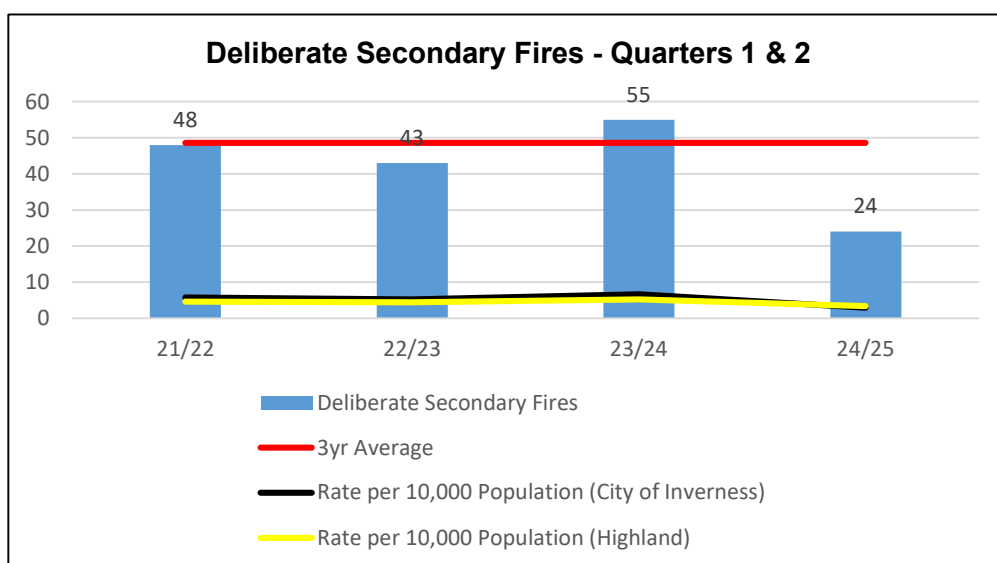
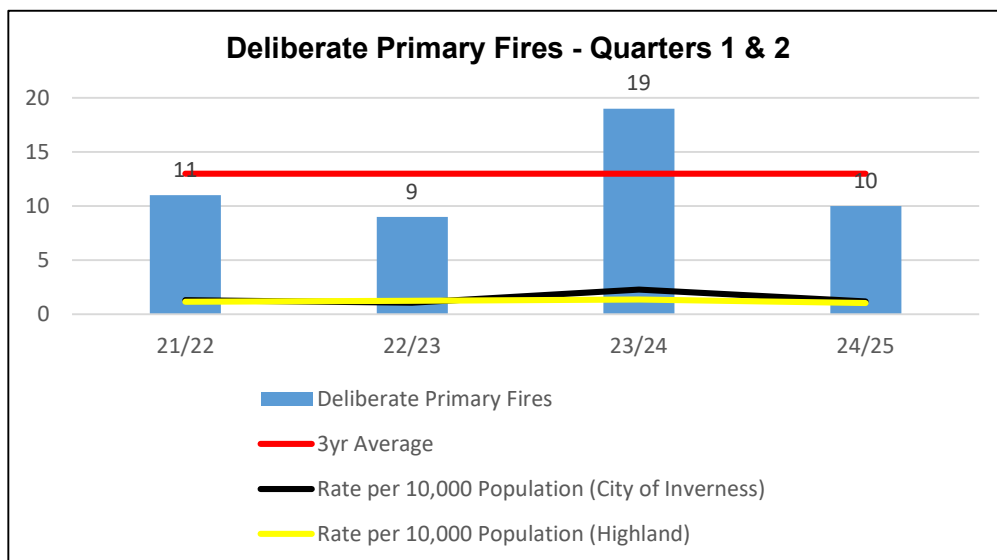
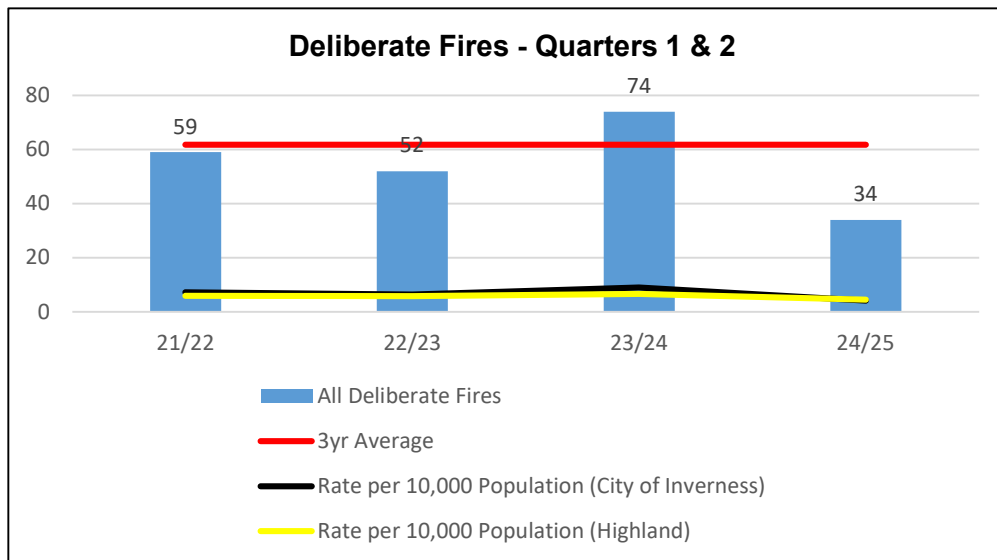
- There were **23 Accident Dwelling Fires (ADF)** which is just below the 3-year average. The majority are classed as low severity, requiring little or no intervention from the Service and minimal fire damage. There were **1 ADF Fatalities**, and **9 ADF Casualties**. All ADF's are offered Home Fire Safety Visits and agency referrals where required.
- There were **34 Deliberate Fires**, of which **10 were Deliberate Primary Fires** and **24 were Deliberate Secondary Fire**, this is below the average. Referrals are made to other agencies for those at work within our communities.
- There were **10 Non-Domestic Building Fires** which is below the average.
- We attended **22 Road Traffic Collisions (RTCs)** which is comparable to the average. There was **1 RTC Related Fatality** and **12 RTC Related Injuries**. Our Prevention teams are working with partner agencies through the Highland Road Safety group, Older driver Virtual Reality Scheme and Road Safety Scheme for new drivers.
- We attended **144 Unwanted Fire Alarm Signals (UFAS)** showing a significant decrease when compared to the 3-year average. From 1 July 2023, we have stopped attending AFA call outs to commercial business and workplace premises, such as factories, offices, shops and leisure facilities unless a fire has been confirmed. Our control room operators now ask anyone who reports a fire alarm to check whether there is an actual fire or signs of fire, before sending the nearest fire appliance. This does not apply to sleeping premises, such as hospitals, care homes, hotels or domestic dwellings who will receive the full pre-determined attendance (PDA). This change follows the SFRS public consultation in 2021.
- Our Community Safety Advocates and Station personnel undertook **413 Home Fire Safety Visits**. The majority targeted the most at risk in our communities.

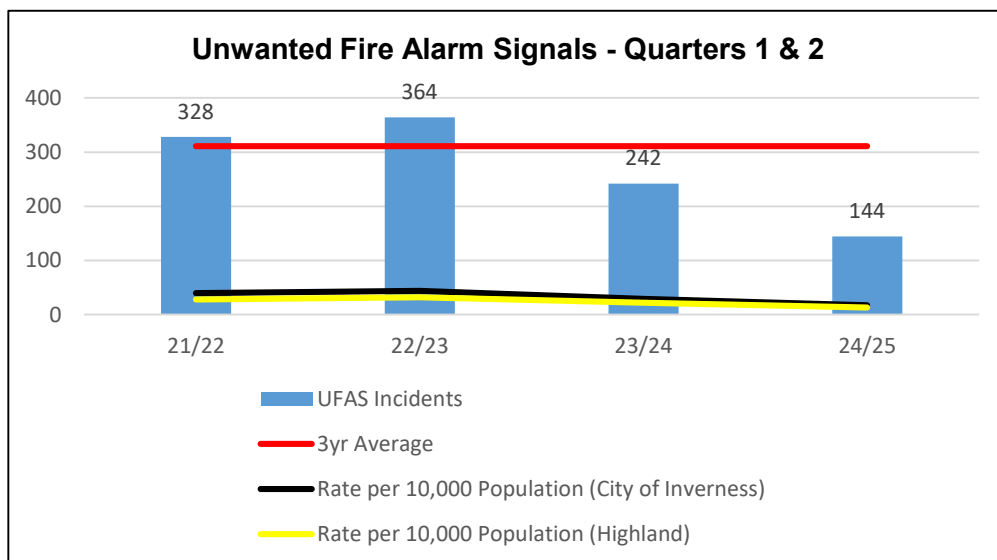
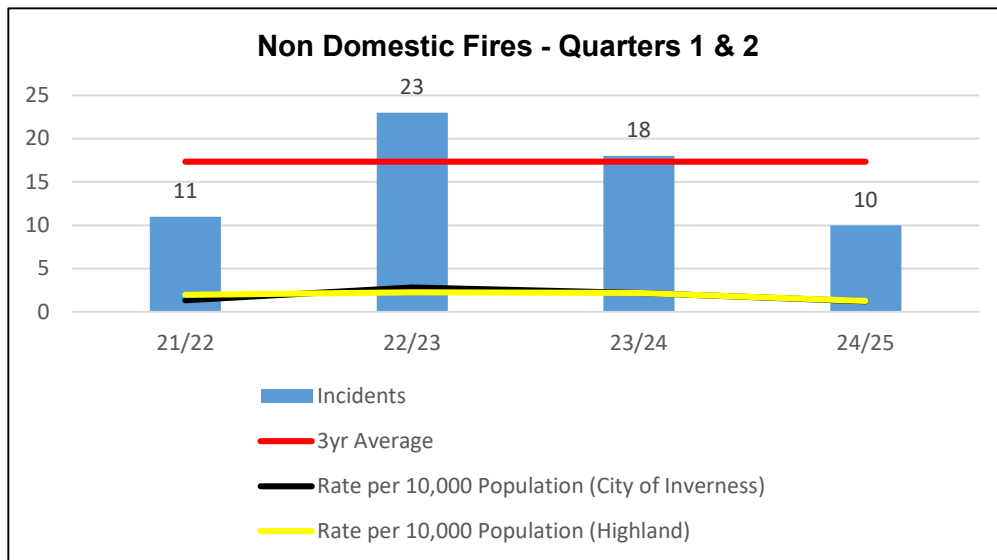
For more information please visit:

[Scottish Fire & Rescue Service: Unwanted Fire Alarm Signals \(UFAS\) \(firescotland.gov.uk\)](https://firescotland.gov.uk)









Station Establishment and Availability

- 2 x Wholetime Duty System appliances at 1 Station*
- 6 x On-Call Retained Duty System appliances across 6 Stations

These Stations serve the City of Inverness and Inverness-shire population

***Please note the availability figures do not include Joint Mobilising availability.**

Station	Apr – Sept 2024 Availability %	Male	Female	Staff
Beauly	83.16%	13	0	13
Cannich	0%	2	1	3
Drumnadrochit	90.02%	10	1	11
Fort Augustus	92.44%	8	2	10
Foyers	71.70%	7	0	7
Inverness	92.20%	15	0	15
Inverness Wholetime	N/A	54	12	66