

Agenda Item	<b>7a</b>
Report No	<b>BIER/5/25</b>

# The Highland Council

**Committee:** Black Isle and Easter Ross Area Committee

**Date:** 27 January 2025

**Report Title:** Fortrose Academy Associated School Group Overview

**Report By:** Assistant Chief Executive - People

## **1. Purpose/Executive Summary**

- 1.1 This report provides an update of key information in relation to the schools within the Fortrose Academy Associated School Group (ASG) and provides useful updated links to further information in relation to these schools.
- 1.2 The primary schools in this area serve 705 pupils, ELC settings serve 92 children (85 in LA settings and 7 in Partner settings as at September Census), with the secondary school serving 628 young people.

## **2. Recommendations**

- 2.1 Members are asked to:
  - i. Scrutinise and note the content of the report

## **3. Implications**

- 3.1 Resource - There is no financial implication of this report.
- 3.2 Legal -There is no implication on community in this report.
- 3.3 Risk - The Service is committed to a sustained focus on progress and improvement to mitigate against the risk of under-performance which impacts on children and young people being able to achieve their full potential.
- 3.4 Health and Safety (risks arising from changes to plant, equipment, process, or people) - There are no health and safety risks arising from this report.
- 3.5 Gaelic - Continued improvements in primary phase Gaelic Medium Education attainment will support progress in secondary.

#### 4.2 Standards and Quality Reports – latest reports

School	Leadership of change	Learning, teaching and assessment	Ensuring wellbeing, equality and inclusion	Raising attainment and achievement
Fortrose Academy	Good	Good	Good	Good
Avoch Primary	Satisfactory	Good	Good	Satisfactory
Cromarty Primary	Good	Good	Good	Very Good
Culbokie Primary	Good	Good	Good	Good
Munlochy Primary	Good	Good	Good	Good
North Kessock Primary	Good	Good	Good	Good
Resolis Primary	Good	Good	Very Good	Good
Tore Primary	Good	Good	Good	Good

ELC	Leadership of change	Learning, teaching and assessment	Ensuring wellbeing, equality and inclusion	Raising attainment and achievement
Avoch Primary ELC	Satisfactory	Satisfactory	Good	Satisfactory
Culbokie Primary ELC	Good	Satisfactory	Satisfactory	Satisfactory
North Kessock Primary ELC	Good	Good	Good	Good
Resolis Primary ELC	Good	Good	Very Good	Good

#### 4.3 Education Scotland Inspection reports

School	Date of Latest Published Report	Link to Education Scotland Pages
Fortrose Academy	11/02/20	<a href="#">Link</a>
Avoch Primary	+ 5 Years	<a href="#">Link</a>
Cromarty Primary	14/12/21	<a href="#">Link</a>
Culbokie Primary	+ 5 Years	<a href="#">Link</a>
Munlochy Primary	26/03/2024	<a href="#">Link</a>
North Kessock Primary	+ 5 Years	<a href="#">Link</a>
Resolis Primary	+ 5 Years	<a href="#">Link</a>
Tore Primary	+ 5 Years	<a href="#">Link</a>

Education Scotland website shows review and inspection reports in last 5 years, older reports are no longer available to view on the site.

## 5 School Rolls

### 5.1 ASG SCHOOL ROLLS – Session 2024-25

Primary School	P1	P2	P3	P4	P5	P6	P7	Total
Avoch Primary	33	39	34	38	47	40	43	274
Cromarty Primary	4	8	9	7	8	7	8	51
Culbokie Primary	18	14	9	21	9	18	14	103
Munlochy Primary	9	8	10	9	10	16	11	73
North Kessock Primary	20	20	21	19	19	16	16	131
Resolis Primary	8	7	7	6	10	8	10	56
Tore Primary	1		4	2	5	1	4	17
<b>Total</b>	<b>93</b>	<b>96</b>	<b>94</b>	<b>102</b>	<b>108</b>	<b>106</b>	<b>106</b>	<b>705</b>

### 5.2

School Name	S1	S2	S3	S4	S5	S6	TOTAL S1-S6
Fortrose Academy	119	108	123	113	106	59	628

## School Roll and Capacity Forecasts

The school roll and capacity forecast for the ASG are in Appendix 1.

## 6

### Attendance/Absence/Exclusions – Session 2022/23

Primary Schools	%Actual Attendance	% Authorised Absences	% Unauthorised Absences	No of Exclusions	Exclusion Rates per 1000 pupils
National Primary(2022-23)	92.2%	5.3%	2.6%	1760	4.5
Highland Primary (2022-23)	92.0%	6.1%	c	c	c
Avoch Primary	94.5%	4.3%	1.2%	0	0
Cromarty Primary	93.7%	4.9%	1.5%	0	0
Culbokie Primary	94.3%	4.3%	1.4%	0	0
Munlochy Primary	94.9%	4.2%	0.9%	0	0
North Kessock Primary	92.1%	5.7%	2.2%	0	0
Resolis Primary	95.2%	3.8%	1.0%	0	0
Tore Primary	87.7%	10.1%	2.2%	0	0

Secondary School	%Actual Attendance	% Authorised Absences	% Unauthorised Absences	No of Exclusions	Exclusion Rates per 1000 pupils
National Secondary (2022-23)	87.7	7.1	5.1	9724	31.5
Highland Secondary (2022-23)	86.8	8.1	4.9	587	42.2
Fortrose Academy	87.6%	8.9%	c	c	c

## 7 Attainment Profile

### 7.1 Primary Attainment – Pupils Achieving Expected National Curriculum for Excellence Levels - P1,4,7 Combined, Literacy and Numeracy

2023/24	Roll P1/4/7	Reading	Writing	Listening & Talking	Numeracy
<b>National</b>		80.5%	76.2%	87.3%	80.3%
<b>Highland</b>		76.4%	70.9%	86.5%	74.4%
Avoch Primary	114	70-80%	70-80%	90+%	80-90%
Cromarty Primary	19	70-80%	70-80%	80-90%	70-80%
Culbokie Primary	53	80-90%	80-90%	90+%	80-90%
Munlochy Primary	29	90+%	80-90%	90+%	90+%
North Kessock Primary	55	80-90%	70-80%	90+%	70-80%
Resolis Primary	24	80-90%	80-90%	90+%	80-90%
Tore Primary	7	c	c	c	c

\*c represents small numbers that are suppressed to maintain confidentiality.

2022/23	Roll P1/4/7	Reading	Writing	Listening & Talking	Numeracy
<b>National</b>		80%	75%	87%	80%
<b>Highland</b>		74%	68%	74%	72%
Avoch Primary	105	80-90%	80-90%	90+%	80-90%
Cromarty Primary	18	90+%	90+%	90+%	90+%
Culbokie Primary	45	80-90%	80-90%	90+%	80-90%
Munlochy Primary	37	90+%	80-90%	90+%	90+%
North Kessock Primary	56	70-80%	70-80%	70-80%	60-70%
Resolis Primary	31	80-90%	70-80%	80-90%	80-90%
Tore Primary	9	c	c	c	c

2021/22	Roll P1/4/7	Reading	Writing	Listening & Talking	Numeracy
<b>National</b>		78%	73%	86%	78%
<b>Highland</b>		71%	63%	81%	69%
Avoch Primary	15	80-90%	70-80%	80-90%	70-80%
Cromarty Primary	21	c	c	c	c
Culbokie Primary	42	80-90%	80-90%	90+%	90+%
Munlochy Primary	42	90+%	90+%	90+%	90+%

North Kessock Primary	57	70-80%	60-70%	70-80%	50-60%
Resolis Primary	25	80-90%	80-90%	80-90%	80-90%
Tore Primary	11	c	c	c	c

## 7.2 Secondary Attainment

### School leavers Achieving Literacy

Establishment	Year	% Level 4 Literacy	% Level 5 Literacy
Fortrose Academy	2022	95%	83%
Virtual Comparator	2022	96%	87%
Fortrose Academy	2021	C	93%
Virtual Comparator	2021	C	90%
Fortrose Academy	2020	95%	88%
Virtual Comparator	2020	98%	91%

### School Leavers Achieving Numeracy

Establishment	Year	% Level 4 Numeracy	% Level 5 Numeracy
Fortrose Academy	2022	C	84%
Virtual Comparator	2022	C	78%
Fortrose Academy	2021	C	81%
Virtual Comparator	2021	C	80%
Fortrose Academy	2020	C	78%
Virtual Comparator	2020	C	82%

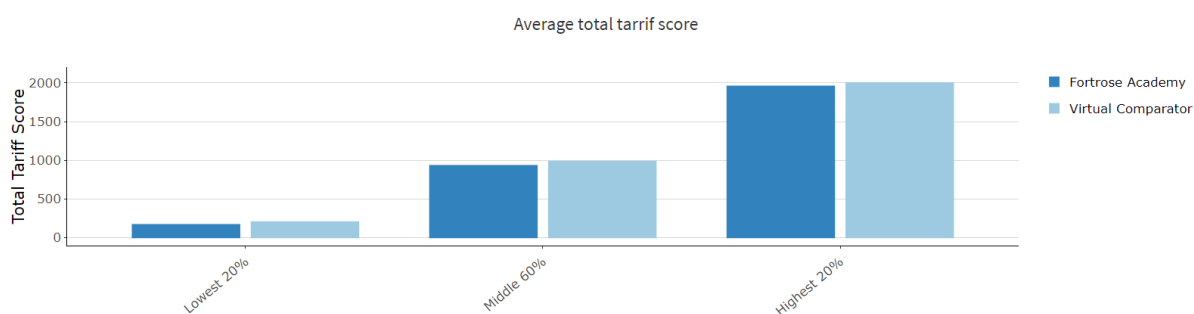
## Senior Phase

### Average Total Tariff Score for Leavers

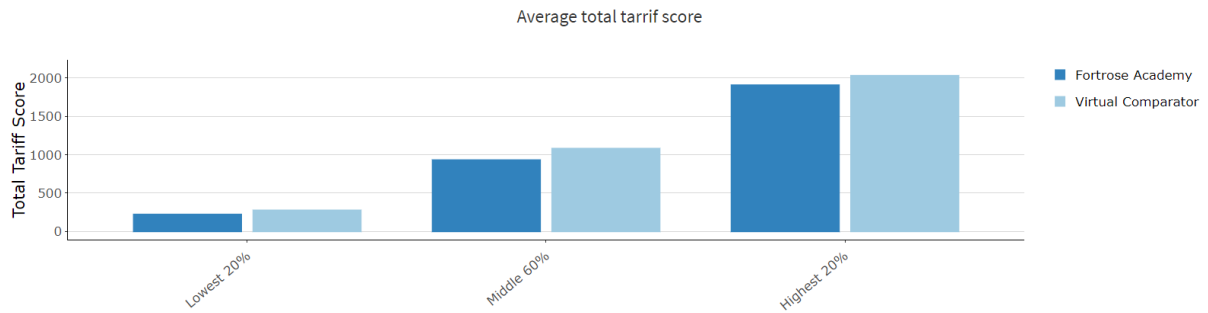
Establishment	Year	Lowest 20%	Middle 60%	Highest 20%
Fortrose Academy	2022	165	929	1956
Virtual Comparator	2022	200	983	2000
Fortrose Academy	2021	222	931	1908
Virtual Comparator	2021	276	1081	2031
Fortrose Academy	2020	181	983	1989
Virtual Comparator	2020	290	1106	2029

## 2022

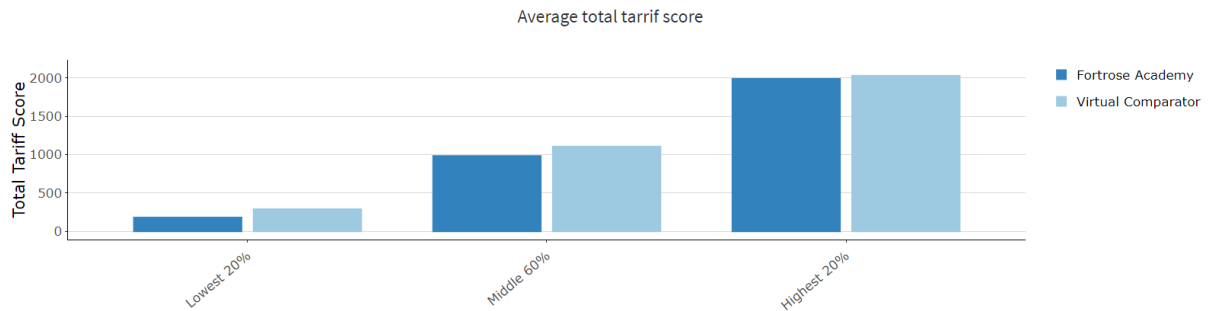
### 7.3



## 7.4 2021



## 7.5 2020



## 7.6 Pupil Destinations 16+

Leaver destination information is taken from the School Leaver Destination data collected by Skills Development Scotland (SDS) on behalf of the Scottish Government.

	% Positive Destinations		
	2020/21	2021/22	2022/23
Fortrose Academy	95.41	99.12	98.04
Highland	94.33	94.45	95.27
Scotland	95.48	95.74	95.87

Number of pupils leaving in school year:

Total No. Leavers	Fortrose Academy	HIGHLAND	SCOTLAND
2020/21	112	2328	50719
2021/22	113	2559	55211
2022/23	102	2474	54719

## Destinations of Pupils (%)

DESTINATION	Fortrose Academy			HIGHLAND			SCOTLAND		
	20/21	21/22	22/23	20/21	21/22	22/23	20/21	21/22	22/23
Higher Education	36.7	41.59	36.27	36.38	34.11	33.10	45.11	41.27	40.3
Further Education	11.93	15.92	20.59	18.08	19.54	20.53	23.29	25.45	26.62
Training	2.75	3.53	0.98	2.71	1.52	1.9	3.67	2.91	3.35
Employment	44.04	38.05	40.2	36.6	38.73	39.05	22.58	25.12	24.34
Voluntary	0	0	0	0.43	0.31	0.53	0.37	0.47	0.52
Activity Agreements	0	0	0	0	0	0	0	0	0
Unemployed Seeking	4.59	0	1.96	3.14	2.89	2.95	2.53	2.32	2.24
Unemployed Not Seeking	0	0.88	0	2.1	1.76	1.62	1.69	1.55	1.57
Unknown	0	0	0	0.43	0.9	0.16	0.3	0.4	0.32

***Note:** National averages have been calculated from the figures for all available local authority and grant-aided schools, whereas the local authority averages are based on local authority schools only.*

Designation: Interim Chief Officer

Date: 13 January 2025

Author: Annika Jansson

Background Papers:

Appendix 1: School Roll and Capacity Forecast for ASG

## APPENDIX 1 School Roll and Capacity Forecast for ASG

### School Roll Forecast

Fortrose Academy

Fortrose Academy

5139120	2023/24	2024/25	2025/26	2026/27	2027/28	2028/29	2029/30	2030/31	2031/32	2032/33	2033/34	2034/35	2035/36	2036/37	2037/38	2038/39
S 1	107	120	102	102	103	90	87	85	96	73	71	70	70	80	80	79
S 2	125	107	120	101	101	102	90	87	85	96	73	70	70	70	80	80
S 3	112	125	106	119	100	100	102	89	87	84	96	72	70	69	69	81
S 4	121	112	124	105	118	100	100	102	90	87	85	96	73	70	70	70
S 5	99	105	97	108	91	102	87	87	89	78	76	74	84	64	62	62
S 6	83	66	70	64	71	60	68	58	58	59	52	50	49	56	42	41
<b>Total Roll</b>	<b>647</b>	<b>635</b>	<b>619</b>	<b>599</b>	<b>584</b>	<b>554</b>	<b>534</b>	<b>508</b>	<b>505</b>	<b>477</b>	<b>453</b>	<b>432</b>	<b>416</b>	<b>409</b>	<b>403</b>	<b>413</b>
<b>Total Capacity</b>	<b>784</b>	<b>784</b>	<b>784</b>	<b>784</b>	<b>784</b>	<b>784</b>	<b>784</b>	<b>784</b>	<b>784</b>	<b>784</b>	<b>784</b>	<b>784</b>	<b>784</b>	<b>784</b>	<b>784</b>	<b>784</b>
Tot Roll - Tot Cap	-137	-149	-165	-185	-200	-230	-250	-276	-279	-307	-331	-352	-368	-375	-381	-371
Tot Roll/Tot Cap %	83%	81%	79%	76%	74%	71%	68%	65%	64%	61%	58%	55%	53%	52%	51%	53%

### School Roll Forecast

Fortrose Academy

Avoch Primary

5113423	2023/24	2024/25	2025/26	2026/27	2027/28	2028/29	2029/30	2030/31	2031/32	2032/33	2033/34	2034/35	2035/36	2036/37	2037/38	2038/39
P 1	39	38	30	34	21	26	30	29	30	28	28	27	27	26	25	25
P 2	33	39	37	30	33	20	26	30	30	29	29	28	27	27	27	25
P 3	38	33	38	37	29	32	19	26	30	29	29	28	28	27	26	26
P 4	46	38	32	38	36	28	32	19	25	30	29	29	28	28	27	27
P 5	39	46	37	32	37	36	27	32	18	26	29	30	29	28	28	27
P 6	41	39	45	37	31	36	35	28	31	18	25	30	29	29	28	28
P 7	57	41	38	45	36	31	36	35	27	31	18	25	30	29	29	29
<b>Total Roll</b>	<b>293</b>	<b>274</b>	<b>257</b>	<b>253</b>	<b>223</b>	<b>209</b>	<b>205</b>	<b>199</b>	<b>191</b>	<b>191</b>	<b>187</b>	<b>197</b>	<b>198</b>	<b>194</b>	<b>190</b>	<b>187</b>
<b>Total Capacity</b>	<b>317</b>	<b>317</b>	<b>317</b>	<b>317</b>	<b>317</b>	<b>317</b>	<b>317</b>	<b>317</b>	<b>317</b>	<b>317</b>	<b>317</b>	<b>317</b>	<b>317</b>	<b>317</b>	<b>317</b>	<b>317</b>
Tot Roll - Tot Cap	-24	-43	-60	-64	-94	-108	-112	-118	-126	-126	-130	-120	-119	-123	-127	-130
Tot Roll/Tot Cap %	92%	86%	81%	80%	70%	66%	65%	63%	60%	60%	59%	62%	62%	61%	60%	59%



**School Roll Forecast**  
Fortrose Academy  
Cromarty Primary

5114128	2023/24	2024/25	2025/26	2026/27	2027/28	2028/29	2029/30	2030/31	2031/32	2032/33	2033/34	2034/35	2035/36	2036/37	2037/38	2038/39
P 1	8	5	7	4	9	6	8	8	7	8	8	8	7	8	8	7
P 2	8	8	5	7	4	9	6	8	8	8	8	8	8	8	8	7
P 3	7	8	8	5	7	4	8	7	8	8	8	8	8	8	8	8
P 4	8	7	8	8	5	6	5	8	7	8	8	8	8	8	8	8
P 5	7	8	7	8	8	5	6	5	8	7	8	8	9	8	8	8
P 6	8	7	8	7	8	8	4	7	5	8	7	8	8	8	9	8
P 7	10	8	7	8	7	8	8	5	6	5	9	6	9	8	8	8
<b>Total Roll</b>	<b>56</b>	<b>51</b>	<b>50</b>	<b>47</b>	<b>48</b>	<b>46</b>	<b>45</b>	<b>48</b>	<b>49</b>	<b>52</b>	<b>56</b>	<b>54</b>	<b>57</b>	<b>56</b>	<b>57</b>	<b>54</b>
<b>Total Capacity</b>	<b>75</b>	<b>75</b>	<b>75</b>	<b>75</b>	<b>75</b>	<b>75</b>	<b>75</b>	<b>75</b>	<b>75</b>	<b>75</b>	<b>75</b>	<b>75</b>	<b>75</b>	<b>75</b>	<b>75</b>	<b>75</b>
Tot Roll - Tot Cap	-19	-24	-25	-28	-27	-29	-30	-27	-26	-23	-19	-21	-18	-19	-18	-21
<b>Tot Roll/Tot Cap %</b>	<b>75%</b>	<b>68%</b>	<b>67%</b>	<b>63%</b>	<b>64%</b>	<b>61%</b>	<b>60%</b>	<b>64%</b>	<b>65%</b>	<b>69%</b>	<b>75%</b>	<b>72%</b>	<b>76%</b>	<b>75%</b>	<b>76%</b>	<b>72%</b>

**School Roll Forecast**  
Fortrose Academy  
Culbokie Primary

5114322	2023/24	2024/25	2025/26	2026/27	2027/28	2028/29	2029/30	2030/31	2031/32	2032/33	2033/34	2034/35	2035/36	2036/37	2037/38	2038/39
P 1	12	16	8	7	5	6	11	11	12	11	10	11	11	11	11	11
P 2	9	12	16	8	6	5	6	11	12	11	11	11	11	11	11	11
P 3	19	9	12	15	9	6	4	6	12	11	11	11	11	11	11	11
P 4	9	19	9	11	16	8	6	5	6	11	11	11	12	11	11	11
P 5	17	9	19	8	12	15	8	6	5	6	11	12	11	11	12	11
P 6	15	17	9	19	8	12	15	8	6	4	6	11	12	11	12	11
P 7	15	15	17	9	18	9	11	15	8	6	4	6	12	12	11	12
<b>Total Roll</b>	<b>96</b>	<b>97</b>	<b>90</b>	<b>77</b>	<b>74</b>	<b>61</b>	<b>61</b>	<b>62</b>	<b>61</b>	<b>60</b>	<b>64</b>	<b>73</b>	<b>80</b>	<b>78</b>	<b>79</b>	<b>78</b>
<b>Total Capacity</b>	<b>125</b>	<b>125</b>	<b>125</b>	<b>125</b>	<b>125</b>	<b>125</b>	<b>125</b>	<b>125</b>	<b>125</b>	<b>125</b>	<b>125</b>	<b>125</b>	<b>125</b>	<b>125</b>	<b>125</b>	<b>125</b>
Tot Roll - Tot Cap	-29	-28	-35	-48	-51	-64	-64	-63	-64	-65	-61	-52	-45	-47	-46	-47
<b>Tot Roll/Tot Cap %</b>	<b>77%</b>	<b>78%</b>	<b>72%</b>	<b>62%</b>	<b>59%</b>	<b>49%</b>	<b>49%</b>	<b>50%</b>	<b>49%</b>	<b>48%</b>	<b>51%</b>	<b>58%</b>	<b>64%</b>	<b>62%</b>	<b>63%</b>	<b>62%</b>

**School Roll Forecast**  
Fortrose Academy  
Munlochy Primary

5116724	2023/24	2024/25	2025/26	2026/27	2027/28	2028/29	2029/30	2030/31	2031/32	2032/33	2033/34	2034/35	2035/36	2036/37	2037/38	2038/39
P 1	8	8	4	8	8	6	7	7	7	7	6	7	6	6	6	6
P 2	10	8	8	5	7	7	6	7	7	7	7	7	6	6	6	6
P 3	9	10	8	8	4	8	7	5	7	7	7	7	6	6	6	6
P 4	8	9	10	8	8	4	7	7	6	7	6	7	7	6	6	6
P 5	15	8	9	10	8	8	4	6	7	6	7	7	6	7	6	6
P 6	11	15	8	9	10	8	7	4	7	7	5	7	7	6	7	6
P 7	7	11	15	8	9	10	7	8	3	7	6	6	7	6	7	6
<b>Total Roll</b>	<b>68</b>	<b>69</b>	<b>62</b>	<b>56</b>	<b>54</b>	<b>51</b>	<b>45</b>	<b>44</b>	<b>44</b>	<b>48</b>	<b>44</b>	<b>48</b>	<b>45</b>	<b>43</b>	<b>44</b>	<b>42</b>
<b>Total Capacity</b>	<b>97</b>	<b>97</b>	<b>97</b>	<b>97</b>	<b>97</b>	<b>97</b>	<b>97</b>	<b>97</b>	<b>97</b>	<b>97</b>	<b>97</b>	<b>97</b>	<b>97</b>	<b>97</b>	<b>97</b>	<b>97</b>
Tot Roll - Tot Cap	-29	-28	-35	-41	-43	-46	-52	-53	-53	-49	-53	-49	-52	-54	-53	-55
<b>Tot Roll/Tot Cap %</b>	<b>70%</b>	<b>71%</b>	<b>64%</b>	<b>58%</b>	<b>56%</b>	<b>53%</b>	<b>46%</b>	<b>45%</b>	<b>45%</b>	<b>49%</b>	<b>45%</b>	<b>49%</b>	<b>46%</b>	<b>44%</b>	<b>45%</b>	<b>43%</b>

**School Roll Forecast**  
Fortrose Academy  
North Kessock Primary

5114721	2023/24	2024/25	2025/26	2026/27	2027/28	2028/29	2029/30	2030/31	2031/32	2032/33	2033/34	2034/35	2035/36	2036/37	2037/38	2038/39
P 1	20	24	23	16	23	20	15	16	14	15	15	14	15	13	14	13
P 2	23	20	23	23	16	23	20	15	16	15	15	14	15	14	13	13
P 3	19	23	19	23	22	16	23	21	15	15	15	15	14	14	14	13
P 4	22	19	22	19	23	22	16	23	20	15	16	15	14	15	14	13
P 5	16	22	18	22	19	22	23	16	23	20	16	15	15	15	14	14
P 6	16	16	21	18	22	19	22	23	16	23	20	16	15	15	15	14
P 7	22	16	15	22	17	22	19	22	23	16	23	20	15	15	15	14
<b>Total Roll</b>	<b>138</b>	<b>140</b>	<b>141</b>	<b>143</b>	<b>142</b>	<b>144</b>	<b>138</b>	<b>136</b>	<b>127</b>	<b>119</b>	<b>120</b>	<b>109</b>	<b>103</b>	<b>101</b>	<b>99</b>	<b>94</b>
<b>Total Capacity</b>	<b>221</b>	<b>221</b>	<b>221</b>	<b>221</b>	<b>221</b>	<b>221</b>	<b>221</b>	<b>221</b>	<b>221</b>	<b>221</b>	<b>221</b>	<b>221</b>	<b>221</b>	<b>221</b>	<b>221</b>	<b>221</b>
Tot Roll - Tot Cap	-83	-81	-80	-78	-79	-77	-83	-85	-94	-102	-101	-112	-118	-120	-122	-127
<b>Tot Roll/Tot Cap %</b>	<b>62%</b>	<b>63%</b>	<b>64%</b>	<b>65%</b>	<b>64%</b>	<b>65%</b>	<b>62%</b>	<b>62%</b>	<b>57%</b>	<b>54%</b>	<b>54%</b>	<b>49%</b>	<b>47%</b>	<b>46%</b>	<b>45%</b>	<b>43%</b>

**School Roll Forecast**  
Fortrose Academy  
Resolis Primary

5120420	2023/24	2024/25	2025/26	2026/27	2027/28	2028/29	2029/30	2030/31	2031/32	2032/33	2033/34	2034/35	2035/36	2036/37	2037/38	2038/39
P 1	8	12	3	5	9	6	7	7	7	8	6	7	7	7	6	7
P 2	8	8	12	3	5	9	6	7	7	7	7	7	7	7	6	7
P 3	6	8	8	11	4	4	10	5	7	7	7	7	7	7	7	7
P 4	10	6	8	8	11	4	4	9	5	8	7	7	7	7	7	7
P 5	8	10	6	8	8	11	3	4	10	5	7	7	7	7	7	7
P 6	10	8	10	6	7	8	11	4	4	9	5	7	8	7	7	7
P 7	9	10	8	10	6	7	8	11	3	5	9	5	7	7	7	8
<b>Total Roll</b>	<b>59</b>	<b>62</b>	<b>55</b>	<b>51</b>	<b>50</b>	<b>49</b>	<b>49</b>	<b>47</b>	<b>43</b>	<b>49</b>	<b>48</b>	<b>47</b>	<b>50</b>	<b>49</b>	<b>47</b>	<b>50</b>
<b>Total Capacity</b>	<b>100</b>	<b>100</b>	<b>100</b>	<b>100</b>	<b>100</b>	<b>100</b>	<b>100</b>	<b>100</b>	<b>100</b>	<b>100</b>	<b>100</b>	<b>100</b>	<b>100</b>	<b>100</b>	<b>100</b>	<b>100</b>
Tot Roll - Tot Cap	-41	-38	-45	-49	-50	-51	-51	-53	-57	-51	-52	-53	-50	-51	-53	-50
<b>Tot Roll/Tot Cap %</b>	<b>59%</b>	<b>62%</b>	<b>55%</b>	<b>51%</b>	<b>50%</b>	<b>49%</b>	<b>49%</b>	<b>47%</b>	<b>43%</b>	<b>49%</b>	<b>48%</b>	<b>47%</b>	<b>50%</b>	<b>49%</b>	<b>47%</b>	<b>50%</b>

**School Roll Forecast**  
Fortrose Academy  
Tore Primary

5118727	2023/24	2024/25	2025/26	2026/27	2027/28	2028/29	2029/30	2030/31	2031/32	2032/33	2033/34	2034/35	2035/36	2036/37	2037/38	2038/39
P 1	0	3	3	3	2	2	2	3	2	2	3	2	2	3	2	2
P 2	2	0	3	3	3	2	2	3	2	2	3	2	2	3	2	2
P 3	2	2	0	3	3	2	3	2	3	2	2	3	2	2	3	2
P 4	5	2	2	0	2	4	2	3	2	3	2	2	3	2	3	2
P 5	1	5	2	2	0	3	3	3	2	2	3	2	3	2	3	2
P 6	4	1	5	2	2	0	2	4	3	2	3	2	3	2	2	3
P 7	3	4	1	5	2	2	0	2	4	3	2	3	2	2	3	2
<b>Total Roll</b>	<b>17</b>	<b>17</b>	<b>16</b>	<b>18</b>	<b>14</b>	<b>15</b>	<b>14</b>	<b>20</b>	<b>18</b>	<b>16</b>	<b>18</b>	<b>16</b>	<b>17</b>	<b>16</b>	<b>18</b>	<b>15</b>
<b>Total Capacity</b>	<b>66</b>	<b>66</b>	<b>66</b>	<b>66</b>	<b>66</b>	<b>66</b>	<b>66</b>	<b>66</b>	<b>66</b>	<b>66</b>	<b>66</b>	<b>66</b>	<b>66</b>	<b>66</b>	<b>66</b>	<b>66</b>
Tot Roll - Tot Cap	-49	-49	-50	-48	-52	-51	-52	-46	-48	-50	-48	-50	-49	-50	-48	-51
<b>Tot Roll/Tot Cap %</b>	<b>26%</b>	<b>26%</b>	<b>24%</b>	<b>27%</b>	<b>21%</b>	<b>23%</b>	<b>21%</b>	<b>30%</b>	<b>27%</b>	<b>24%</b>	<b>27%</b>	<b>24%</b>	<b>26%</b>	<b>24%</b>	<b>27%</b>	<b>23%</b>