

The Highland Council

Agenda Item	3
Report No	WRSL/09/25

Committee: Wester Ross, Strathpeffer & Lochalsh

Date: 28 April 2025

Report Title: Scottish Fire and Rescue Service
Area Committee Performance Report – Q3 & Q4

Report By: Local Senior Officer - Highland

1 Purpose/Executive Summary

- 1.1 This report provides an update to Wester Ross, Strathpeffer and Lochalsh, Area Committee Members on progress against the priorities outlined in the Scottish Fire and Rescue Service Area Committee Plan for Wester Ross, Strathpeffer and Lochalsh.
- 1.2 Priority areas are identified through a range of Intervention, Prevention and Protection activities which are delivered through partnership to reduce the risk to the communities of Wester Ross, Strathpeffer and Lochalsh.
- 1.3 The report also contains previously agreed information and performance as requested by Area Committees.

2 Recommendations

- 2.1 Members are asked to scrutinise and comment on the attached Area Performance Report.

3 Implications

- 3.1 **Resource** – there are no implications arising from this report.
- 3.2 **Legal** - there are no implications arising from this report.
- 3.3 **Community (Equality, Poverty, Rural and Island) -**
- 3.4 **Climate Change / Carbon Clever** - there are no implications arising from this report.
- 3.5 **Risk** - there are no implications arising from this report.
- 3.6 **Health and Safety (risks arising from changes to plant, equipment, process, or people)** – there are no implications arising from this report.

3.7 **Gaelic** – There are no implications arising from this report.

4 Wester Ross, Strathpeffer and Lochalsh, Area Committee Performance Report

4.1 The attached performance report provides the current figures for Quarter 3 & Q4 of 2024/25 and from the previous 3 reporting years from the central Scottish Fire and Rescue Service (SFRS) performance management database against the key indicators and timelines from previous reports.

4.2 In achieving the priorities within the Area Plan for Wester Ross, Strathpeffer and Lochalsh prevention and protection activities are undertaken by personnel. These include: the delivery of free home fire safety visits (HFSV) to high and very high-risk groups, through our operational On Call Staff and Community Safety Advocates (CSA), post domestic incident response (PDIR) both of which are aimed at reducing accidental dwelling house fires following our attendance at any incidents of this type. Local managers continue to support the partners in delivering road safety programmes, and the reduction of fire-related antisocial behaviour through targeted youth engagement, utilising digital platforms within schools.

The continued application of the Unwanted Fire Alarm Signals (UFAS) Policy provides a means of targeting premises that the Service attends repeatedly and by engagement reduce the number of calls.

4.3 Staff also undertake Operational Intelligence (OI) visits to the higher risk premises in Wester Ross, Strathpeffer and Lochalsh, to gather vital information on the hazards and risks on these sites which can help our operational response and firefighter safety.

4.4 It must be emphasised that the baseline figures for some of the indicators within the report is very low, and this can make meaningful statistical analysis challenging. The low figures can also make it inappropriate to provide detailed data analysis which could compromise personal information.

4.5 The performance report shows: -

There were 3 Accident Dwelling Fire (ADF) which is below the 3-year average. The majority are classed as low severity, requiring little or no intervention from the Service and minimal fire damage. There were 0 ADF Fatalities, and 0 ADF Casualties. All ADF's are offered Home Fire Safety Visits and agency referrals where required.

There were 2 Deliberate Fires, both of which were Deliberate Secondary Fires which is below the average. Referrals are made to other agencies for those at work within our communities.

There was 2 Non-Domestic Building Fires which is below the 3-year average. We attended 5 Road Traffic Collisions (RTCs) which is above average. There were 1 RTC Related Fatalities and 3 RTC Related Injuries. The 3 went to hospital, 1 of which with injuries that appeared to be serious. Our Prevention teams are working with partner agencies through the Highland Road Safety

group, older driver Virtual Reality Scheme and Road Safety Scheme for new drivers.

We attended 15 Unwanted Fire Alarm Signals (UFAS) this is below the 3-year average. From 1 July 2023, we have stopped attending AFA call outs to commercial business and workplace premises, such as factories, offices, shops and leisure facilities unless a fire has been confirmed. Our control room operators now ask anyone who reports a fire alarm to check whether there is an actual fire or signs of fire, before sending the nearest fire appliance. This does not apply to sleeping premises, such as hospitals, care homes, hotels or domestic dwellings who will receive the full pre-determined attendance (PDA). This change follows the SFRS public consultation in 2021.

Our Community Safety Advocates and Station personnel undertook **36 Home** Fire Safety Visits. The majority targeted the most at risk in our communities.

Designation: Local Senior Officer for Highland

Date: 09th April 2025

Author: Station Commander Ben Liversedge

Background Papers: Highland – Wester Ross, Strathpeffer and Lochalsh, Area Committee – Performance Report

Appendices:



WESTER ROSS, STRATHPEFFER AND LOCHALSH COMMITTEE

PERFORMANCE REPORT

DISCLAIMER

The figures included in this report are provisional and subject to change as a result of quality assurance and review. The statistics quoted are internal management information published in the interests of transparency and openness.

The Scottish government publishes Official Statistics each year which allow for comparisons to be made over longer periods of time.



SCOTTISH
FIRE AND RESCUE SERVICE
Working together for a safer Scotland

**Working together
for a safer Scotland**

**QUARTERS 3 & 4
1 OCTOBER 2024 – 31 MARCH
2025**

ABOUT THE STATISTICS IN THIS REPORT

The activity totals and other statistics quoted in this report are provisional in nature and subject to change as a result of ongoing quality assurance and review.

Because all statistics quoted are provisional there may be differences in the period totals quoted in our reports after original publication which result from revisions or additions to the data on our systems.

From 2015-16 onwards responsibility for the publication of end-year statistical data transferred from the Scottish Government to the Scottish Fire and Rescue Service (SFRS). This change of responsibility does not change the status of the figures quoted in this and other SFRS reports reported to the Committee.

INTRODUCTION

The 6-monthly monitoring report covers the SFRS's performance and activities in support of the seven priorities in the Local Fire and Rescue Plan for Highland:

- Priority 1 – Domestic Fire Safety
- Priority 2 – Unintentional Harm
- Priority 3 – Non-Fire Emergencies
- Priority 4 – Deliberate Fire Setting
- Priority 5 – Non-Domestic Fire Safety
- Priority 6 – Unwanted Fire Alarm Signals
- Priority 7 – Operational Resilience and Preparedness














As well as supporting the seven priorities in the Local Fire and Rescue Plan for Highland, this monitoring report shows how SFRS activities and performance contribute to the wider priorities of the Highland Council Community Planning Partnership (CPP), as set out in the Highland Community Plan.

The figures in this report are provisional, to provide the Committee with the SFRS's direction of travel in the Highland area, in terms of performance against headline indicators and targets. Most figures will not change; however, members should note that there may be some small variations for some indicators when the final confirmed figures are published by the SFRS.

The Highland Council Scrutiny and Audit Committee agreed to the Local Fire and Rescue Plan for Highland, covering the subsequent 3-year period. In support of delivering the priorities in this plan, 13 headline indicators and targets have been set, and form the basis of the report.

PERFORMANCE SUMMARY

The table below provides a summary of the six months (1 October 2024 to 31 March 2025) activity and year to date (YTD) progress, based on annual targets set against headline indicators. It aims to provide – at a glance – our direction of travel during the current reporting year.

Q3 & Q4: All Incidents Attended – 76		
Accident Dwelling Fires (ADF) 	ADF Fatal Casualties 	ADF Non Fatal Casualties 
Q3 & Q4 – 3 incidents YTD – 8 incidents	Q3 & Q4 – 0 YTD – 0	Q3 & Q4 – 0 YTD – 0
Home Fire Safety Visits 	Non-Fire Emergency 	Road Traffic Collisions (RTC) 
Q3 & Q4 – 36 Visits YTD – 117 Visits	Q3 & Q4 – 16 Incidents YTD – 44 Incidents	Q3 & Q4 – 5 Incidents YTD – 23 Incidents
Fatal RTC Casualties 	Non-Fatal RTC Casualties 	All Deliberate Fires 
Q3 & Q4 – 1 YTD – 1	Q3 & Q4 – 3 YTD – 13	Q3 & Q4 – 2 incidents YTD – 4 incidents
Deliberate Primary Fires 	Deliberate Secondary Fires 	Non Domestic Fires 
Q3 & Q4 – 0 incidents YTD – 0 incidents	Q3 & Q4 – 2 incidents YTD – 4 incidents	Q3 & Q4 – 2 incidents YTD – 3 incidents
Unwanted Fire Alarm Signals 		
Q3 & Q4 – 15 incidents YTD – 35 incidents		

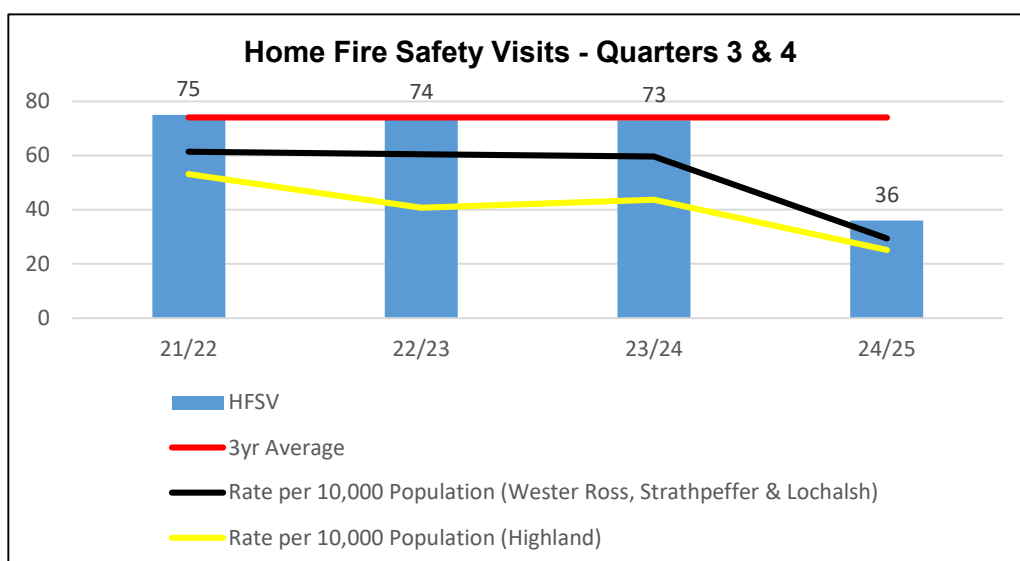
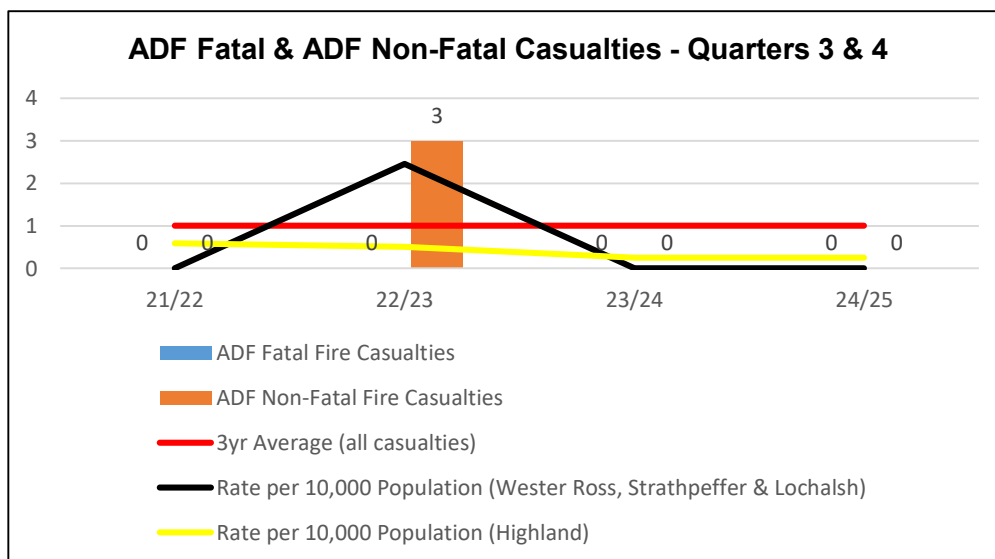
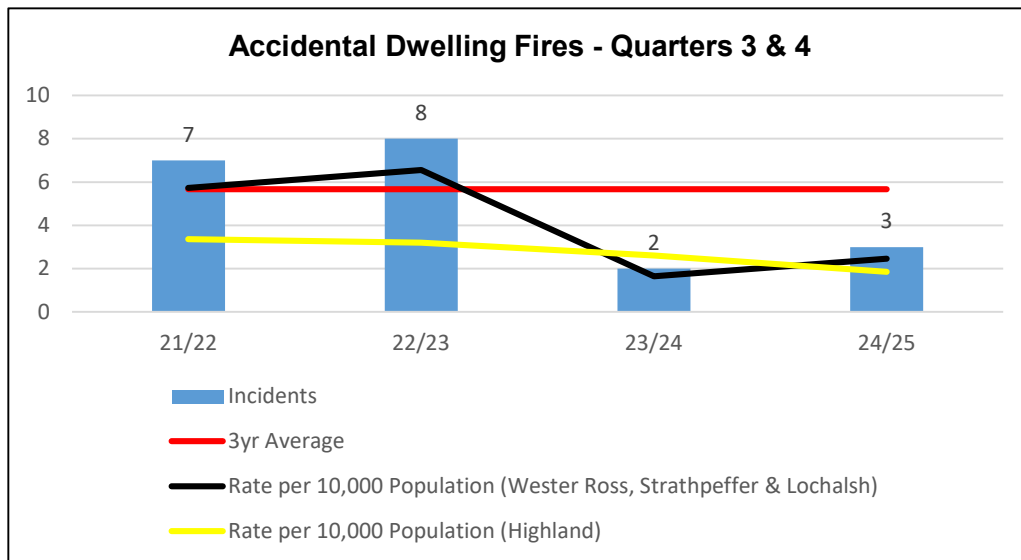
PERFORMANCE HIGHLIGHTS

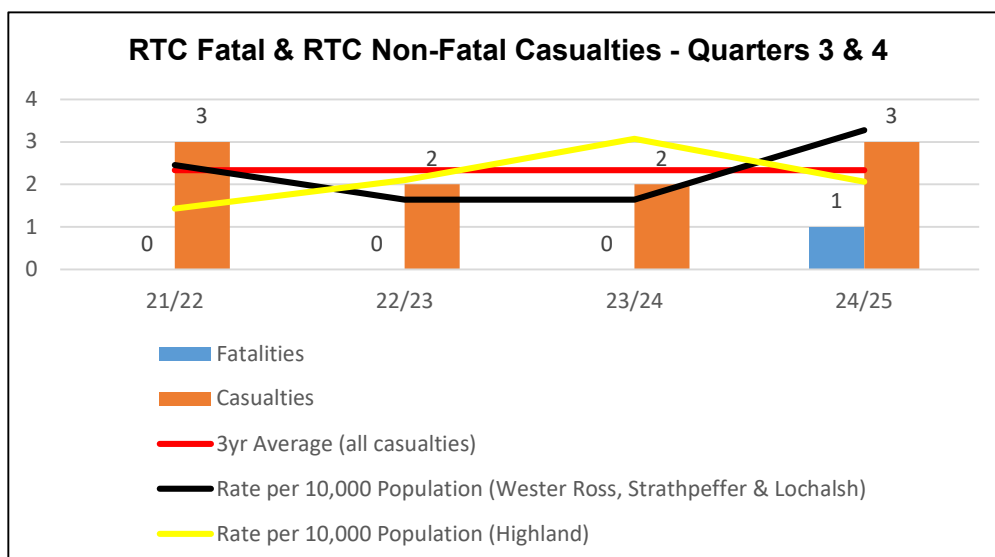
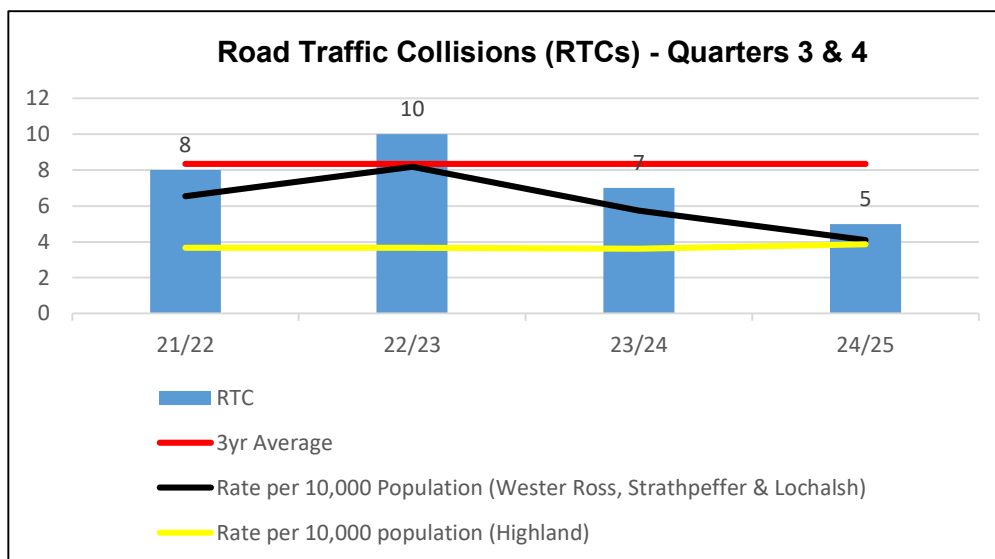
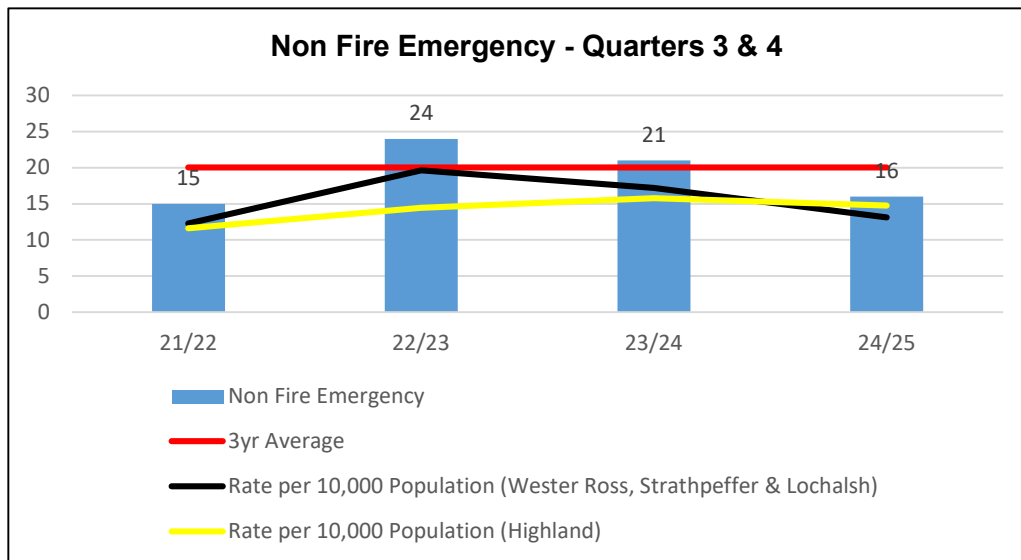
Of the 6 KPIs, the following performance should be noted for the six-month period 1 October 2024 to 31 March 2025.

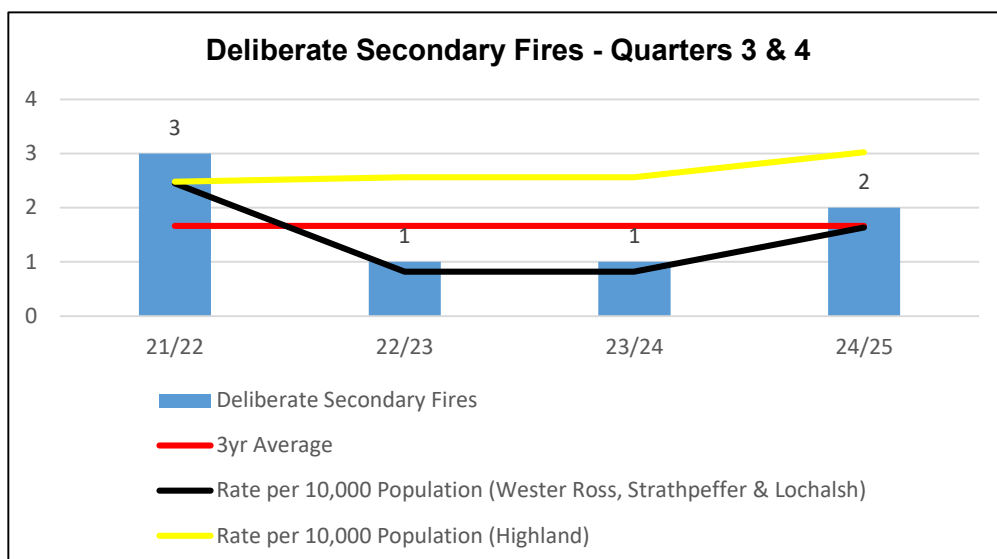
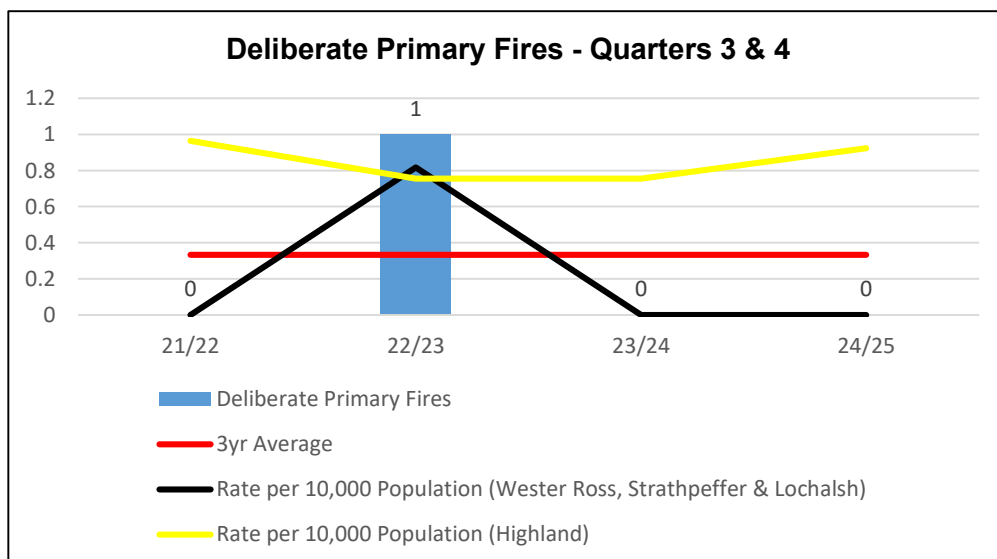
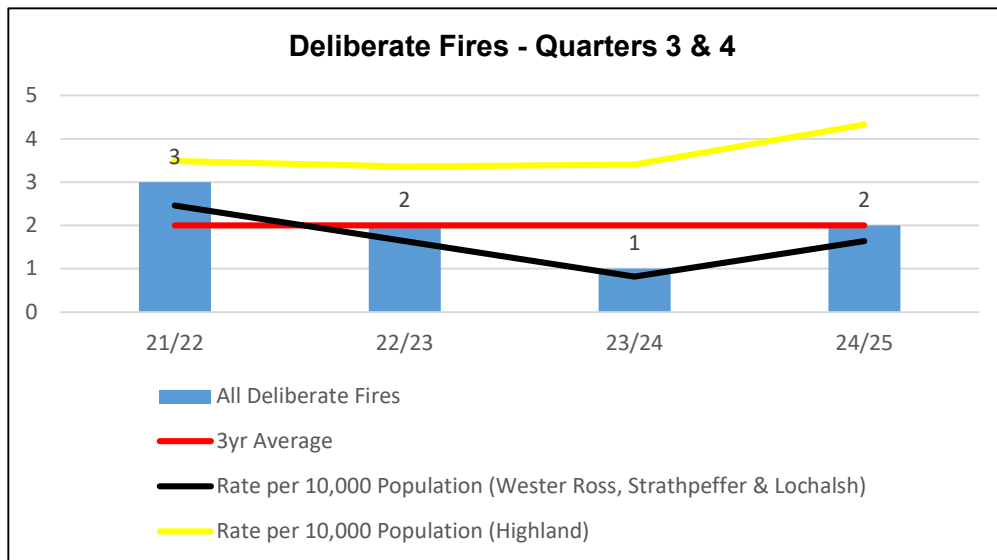
- There were **3 Accident Dwelling Fire (ADF)** which is below the 3-year average. The majority are classed as low severity, requiring little or no intervention from the Service and minimal fire damage. There were **0 ADF Fatalities**, and **0 ADF Casualties**. All ADF's are offered Home Fire Safety Visits and agency referrals where required.
- There were **2 Deliberate Fires**, both of which were Deliberate Secondary Fires which is below the average. Referrals are made to other agencies for those at work within our communities.
- There was **2 Non-Domestic Building Fires** which is below the 3-year average.
- We attended **5 Road Traffic Collisions (RTCs)** which is above average. There were **1 RTC Related Fatalities** and **3 RTC Related Injuries**. The 3 went to hospital, 1 of which with injuries that appeared to be serious. Our Prevention teams are working with partner agencies through the Highland Road Safety group, older driver Virtual Reality Scheme and Road Safety Scheme for new drivers.
- We attended **15 Unwanted Fire Alarm Signals (UFAS)** this is below the 3-year average. From 1 July 2023, we have stopped attending AFA call outs to commercial business and workplace premises, such as factories, offices, shops and leisure facilities unless a fire has been confirmed. Our control room operators now ask anyone who reports a fire alarm to check whether there is an actual fire or signs of fire, before sending the nearest fire appliance. This does not apply to sleeping premises, such as hospitals, care homes, hotels or domestic dwellings who will receive the full pre-determined attendance (PDA). This change follows the SFRS public consultation in 2021.
- Our Community Safety Advocates and Station personnel undertook **36 Home Fire Safety Visits**. The majority targeted the most at risk in our communities.

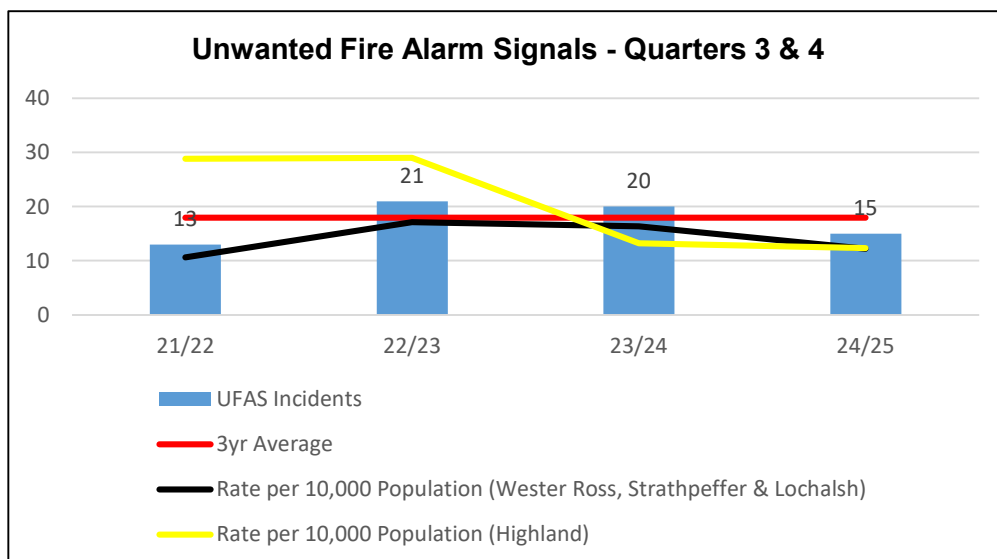
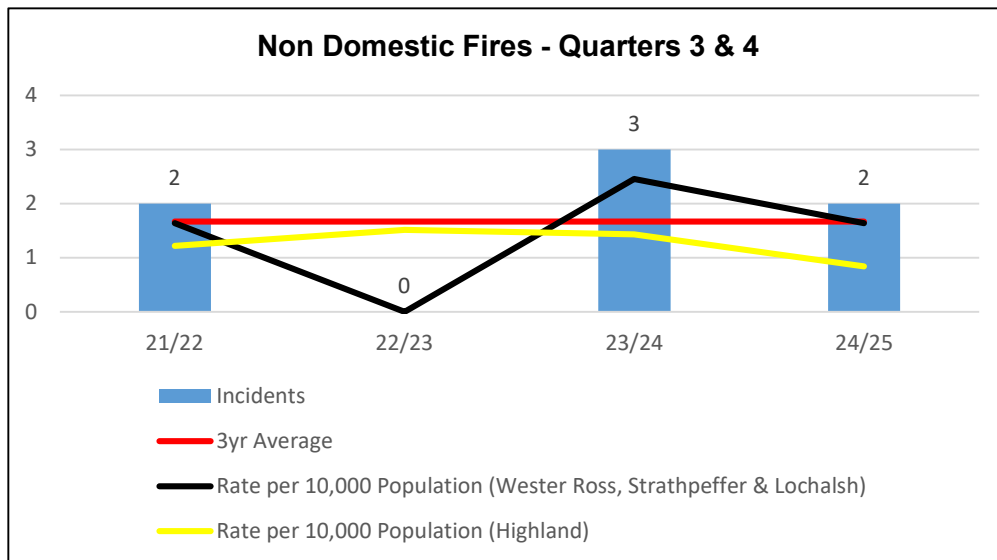
For more information please visit:

[Scottish Fire & Rescue Service: Unwanted Fire Alarm Signals \(UFAS\) \(firescotland.gov.uk\)](https://firescotland.gov.uk)









Station Establishment and Availability

- 11 x On-Call Retained Duty System appliances across 10 Stations

These Stations served the Wester Ross, Strathpeffer and Lochalsh populations.

***Please note the availability figures do not include Joint Mobilising availability.**

Station	Oct 24 – Mar 25 Availability %	Male	Female	Staff
Achiltibuie	47.62%	4	0	4
Applecross	36.61%	3	2	5
Aultbea	82.75%	10	0	10
Gairloch	97.19%	9	3	12
Glenelg	57.15%	5	1	6
Kinlochewe	0%	3	0	3
Kyle	98.68%	12	0	12
Lochcarron	47.39%	5	0	5
Torridon	55.24%	4	2	6
Ullapool – 1 st Appliance	98.61%	13	3	16
Ullapool – 2 nd Appliance	74.79%			