

The Highland Council

Agenda Item	10b
Report No	CC/09/26

Committee: Caithness and Black Isle and Easter Ross
Date: 19.1.26
Report Title: Wick High Associated School Group Overview
Report By: Assistant Chief Executive – People

1 Purpose/Executive Summary

1.1

This report provides an update of key information in relation to the schools within the Wick High Associated School Group (ASG) and provides useful updated links to further information in relation to these schools.

1.2

The primary schools in this area serve 800 pupils, ELC settings serve 205 children (160 in LA settings and 45 in Partner settings as at September Census), with the secondary school serving 718 young people.

2 Recommendations

2.1 Members are asked to:

- i. Scrutinise and note the content of the report

3 Implications

3.1 Resource

There is no financial implication of this report.

3.2 Legal

There is no implication on community in this report.

3.3 Risk

The Service is committed to a sustained focus on progress and improvement to mitigate against the risk of under-performance which impacts on children and young people being able to achieve their full potential.

3.4 Health and Safety (risks arising from changes to plant, equipment, process, or people)

There are no health and safety risks arising from this report.

3.5 Gaelic

Continued improvements in primary phase Gaelic Medium Education attainment will support progress in secondary.

4 Impacts

4.1

In Highland, all policies, strategies or service changes are subject to an integrated screening for impact for Equalities, Poverty and Human Rights, Children's Rights and Wellbeing, Climate Change, Islands and Mainland Rural Communities, and Data Protection. Where identified as required, a full impact assessment will be undertaken.

4.2

Considering impacts is a core part of the decision-making process and needs to inform the decision-making process. When taking any decision, Members must give due regard to the findings of any assessment.

4.3

This is an update report and therefore an impact assessment is not required.

5 School website links

5.1 Secondary -

[Link to Wick High website](#)

Primary -

[Link to School information on Highland Council website](#)

School	Link to School Webpage
Bower Primary	Bower Primary website
Canisbay Primary	Canisbay Primary website
Dunbeath Primary	Dunbeath Primary website
Keiss Primary	Keiss Primary website
Lybster Primary	Lybster Primary website
Newton Park Primary	Newton Park Primary website
Noss Primary	Noss Primary website
Thrumster Primary	Thrumster Primary website
Watten Primary	Watten Primary website

5.2 Standards and Quality Reports – latest reports

School	Leadership of change	Learning, teaching and assessment	Ensuring wellbeing, equality and inclusion	Raising attainment and achievement
Bower Primary	Good	Good	Good	Good
Canisbay Primary	Good	Good	Good	Good
Dunbeath Primary	Satisfactory	Satisfactory	Satisfactory	Satisfactory
Keiss Primary	Good	Good	Good	Good
Lybster Primary	Satisfactory	Satisfactory	Satisfactory	Satisfactory
Newton Park Primary	Very Good	Good	Very Good	Very Good
Noss Primary	Very Good	Very Good	Excellent	Very Good
Thrumster Primary	Good	Good	Very Good	Good
Watten Primary	Satisfactory	Satisfactory	Satisfactory	Satisfactory

ELC	Leadership of change	Learning, teaching and assessment	Ensuring wellbeing, equality and inclusion	Raising attainment and achievement
Canisbay Primary Nursery	Good	Good	Good	Good
Dunbeath Primary Nursery	Satisfactory	Satisfactory	Satisfactory	Satisfactory
Keiss Primary Nursery	Good	Good	Good	Good
Lybster Primary Nursery	Satisfactory	Satisfactory	Satisfactory	Satisfactory
Newton Park Primary Nursery	Very Good	Good	Very Good	Very Good
Noss Primary Nursery	Very Good	Very Good	Excellent	Very Good
Thrumster Primary Nursery	Good	Good	Very Good	Good

6 Education Scotland Inspection reports

6.1

School	Date of Latest Published Report	Link to Education Scotland Pages
Wick High School	21/03/2023	Link
Bower Primary	*+ 5 Years	Link
Canisbay Primary	*+ 5 Years	Link
Dunbeath Primary	*+ 5 Years	Link
Keiss Primary	*+ 5 Years	Link
Lybster Primary	17/06/2025	Link
Newton Park Primary	*+ 5 Years	Link
Noss Primary	*+ 5 Years	Link
Thrumster Primary	*+ 5 Years	Link
Watten Primary	11/02/2025	Link

7 School Rolls

7.1 ASG SCHOOL ROLLS – Session 2025-26

Primary School	P1	P2	P3	P4	P5	P6	P7	Total
Bower Primary	3	5	2	2	3	4	4	23
Canisbay Primary	5	6	8	2	3	7	7	38
Dunbeath Primary	1	2	4	3	5	7	5	27
Keiss Primary	3	4	1	3	6	6	3	26
Lybster Primary	4	6	10	8	11	11	9	59
Newton Park Primary	37	32	40	39	34	48	46	276
Noss Primary	43	37	43	36	32	47	59	297
Thrumster Primary	2	2	5	4	5	4	2	24
Watten Primary	2	7	5	2	6	4	4	30
Total	100	101	118	99	105	138	139	800

School Name	S1	S2	S3	S4	S5	S6	TOTAL S1-S6
Wick High School	127	139	151	134	98	69	718

7.2 School Roll and Capacity Forecasts

The school roll and capacity forecast for the ASG can be found here:

https://www.highland.gov.uk/info/878/schools/818/school_roll_forecasts

8 Attendance/Absence/Exclusions – Session 2024/25

8.1

Primary Schools	% Actual Attendance	% Authorised Absences	% Unauthorised Absences	(2024/25) No of Exclusions	(2024/25) Exclusion Rates per 1000 pupils
National Primary (2024-25)	93.10%	4.30%	2.60%	2004	5
Highland Primary (2024-25)	92.70%	5.10%	C	61	C
Bower Primary	95.86%	2.63%	1.52%	-	-
Canisbay Primary	92.24%	6.13%	1.64%	-	-
Dunbeath Primary	92.39%	4.88%	2.74%	-	-
Keiss Primary	93.83%	4.70%	1.46%	-	-
Lybster Primary	92.44%	5.37%	2.20%	-	-
Newton Park Primary	92.51%	4.18%	3.31%	-	-
Noss Primary	93.54%	3.66%	2.80%	-	-
Thrumster Primary	94.96%	3.41%	1.64%	-	-
Watten Primary	94.59%	4.68%	0.72%	-	-

Secondary School	% Actual Attendance	% Authorised Absences	% Unauthorised Absences	(2024/25) No of Exclusions	(2024/25) Exclusion Rates per 1000 pupils
National Secondary (2024-25)	88.40%	6.60%	5.00%	8472	26.9
Highland Secondary (2024-25)	86.80%	7.50%	5.70%	454	32.7
Wick High School	86.54%	8.20%	5.24%	5	6.8

9 Attainment Profile

9.1

Primary Attainment – Pupils Achieving Expected National Curriculum for Excellence Levels - P1,4,7 Combined, Literacy and Numeracy

2023/24	Roll P1/4/7	Reading	Writing	Listening & Talking	Numeracy
National		81%	76%	87%	80%
Highland		76%	71%	87%	74%
Bower Primary	9	c	c	c	c
Canisbay Primary	11	c	c	c	c
Dunbeath Primary	13	c	c	c	c
Keiss Primary	17	c	c	c	c
Lybster Primary	26	70-80%	60-70%	60-70%	70-80%
Newton Park Primary	120	70-80%	70-80%	80-90%	70-80%
Noss Primary	109	70-80%	60-70%	90+%	60-70%
Thrumster Primary	17	c	c	c	c
Watten Primary	20	c	c	c	c

2022/23	Roll P1/4/7	Reading	Writing	Listening & Talking	Numeracy
National		80%	75%	87%	80%
Highland		74%	68%	74%	72%
Bower Primary	5	c	c	c	c
Canisbay Primary	13	c	c	c	c
Dunbeath Primary	10	c	c	c	c
Keiss Primary	18	c	c	c	c
Lybster Primary	26	80-90%	70-80%	80-90%	90+%
Newton Park Primary	128	70-80%	60-70%	80-90%	70-80%
Noss Primary	150	60-70%	50-60%	60-70%	50-60%
Thrumster Primary	11	c	c	c	c
Watten Primary	10	c	c	c	c

2021/22	Roll P1/4/7	Reading	Writing	Listening & Talking	Numeracy
National		78%	73%	86%	78%
Highland		71%	63%	81%	69%
Bower Primary	10	c	c	c	c
Canisbay Primary	14	c	c	c	c
Dunbeath Primary	16	c	c	c	c
Keiss Primary	17	c	c	c	c
Lybster Primary	36	60-70%	50-60%	60-70%	60-70%
Newton Park Primary	127	60-70%	60-70%	80-90%	60-70%
Noss Primary	119	50-60%	50-60%	70-80%	50-60%
Thrumster Primary	17	c	c	c	c
Watten Primary	17	c	c	c	c

9.2 Secondary Attainment

School leavers Achieving Literacy

Establishment	Year	% Level 4 Literacy	% Level 5 Literacy
Wick High School	2023/24	91%	76%
Virtual Comparator	2023/24	91%	79%
Wick High School	2022/23	89%	81%
Virtual Comparator	2022/23	93%	77%
Wick High School	2021/22	88%	70%
Virtual Comparator	2021/22	90%	71%

School Leavers Achieving Numeracy

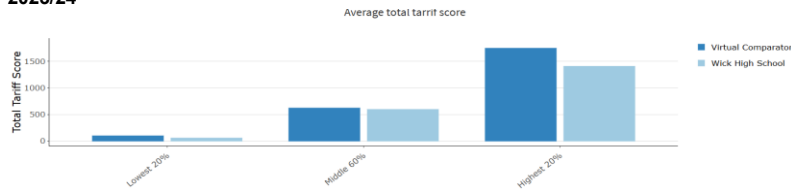
Establishment	Year	% Level 4 Numeracy	% Level 5 Numeracy
Wick High School	2023/24	87%	65%
Virtual Comparator	2023/24	92%	67%
Wick High School	2022/23	91%	68%
Virtual Comparator	2022/23	90%	66%
Wick High School	2021/22	84%	55%
Virtual Comparator	2021/22	87%	59%

Senior Phase

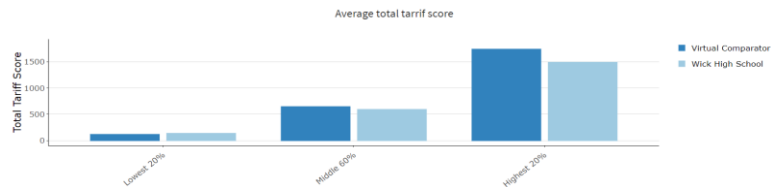
Average Total Tariff Score for Leavers

Establishment	Year	Lowest 20%	Middle 60%	Highest 20%
Wick High School	2023/24	94	618	1746
Virtual Comparator	2023/24	52	592	1405
Wick High School	2022/23	137	592	1489
Virtual Comparator	2022/23	117	645	1738
Wick High School	2021/22	64	474	1371
Virtual Comparator	2021/22	86	611	1785

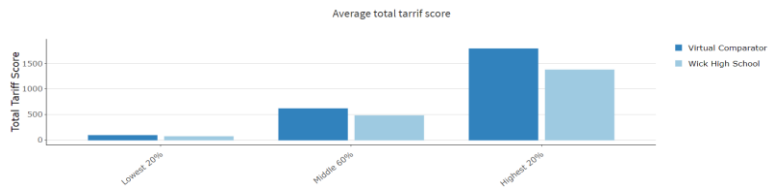
9.3 2023/24



9.4 2022/23



9.5 2021/22



9.6 Pupil Destinations 16+

Leaver destination information is taken from the School Leaver Destination data collected by Skills Development Scotland (SDS) on behalf of the Scottish Government.

	% Positive Destinations		
	2021/22	2022/23	2023/24
Wick High School	89.05	96.4	96.97
Highland	94.45	95.27	96.5
Scotland	95.74	95.87	95.71

Number of pupils leaving in school year:

	Wick High School	HIGHLAND	SCOTLAND
2021/22	137	2559	55211
2022/23	139	2474	54719
2023/24	132	2629	55961

Destinations of Pupils (%)

DESTINATION	Wick High School			HIGHLAND			SCOTLAND		
	21/22	22/23	23/24	21/22	22/23	23/24	21/22	22/23	23/24
Higher Education	25.54	26.62	23.48	34.11	33.1	32.07	41.27	40.3	40.8
Further Education	23.35	28.78	28.03	19.54	20.53	20.39	25.45	26.62	26.43
Training	5.8	0.72	2.27	1.52	1.9	3.04	2.91	3.35	3.89
Employment	34.3	40.29	42.42	38.73	39.05	40.4	25.12	24.34	23.08
Voluntary	0	0	0.76	0.31	0.53	0.42	0.47	0.52	0.58
Activity Agreements	0	0	0	0	0	0	0	0	0
Unemployed Seeking	4.37	2.16	2.27	2.89	2.95	2.05	2.32	2.24	2.16
Unemployed Not Seeking	3.64	1.44	0.76	1.76	1.62	1.45	1.55	1.57	1.86
Unknown	2.9	0	0	0.9	0.16	0	0.4	0.32	0.27

Note: National averages have been calculated from the figures for all available local authority and grant-aided schools, whereas the local authority averages are based on local authority schools only.

Designation: Assistant Chief Executive – People

Date: 05.01.26

Author: Katherine Van Voornveld

Background Papers:

Appendices: