

The Highland Council

Agenda Item	12i
Report No	LA/10/26

Committee: Lochaber Committee

Date: 26 January 2026

Report Title: Ardnamurchan High Associated School Group Overview

Report By: Assistant Chief Executive – People Cluster

1. Purpose/Executive Summary

- 1.1 This report provides an update of key information in relation to the schools within the Ardnamurchan High Associated School Group (ASG) and provides useful updated links to further information in relation to these schools.
- 1.2 The primary schools in this area serve 110 pupils, ELC settings serve 26 children (26 in LA settings as at September Census), with the secondary school serving 118 young people.

2. Recommendations

- 2.1 Members are asked to:
 - i. Scrutinise and note the content of the report

3. Implications

- 3.1 Resource
There are no implications arising from this report.
- 3.2 Legal
There are no implications arising from this report.
- 3.3 Risk
The Service is committed to a sustained focus on progress and improvement to mitigate against the risk of under-performance which impacts on children and young people being able to achieve their full potential.
- 3.4 Health and Safety (risks arising from changes to plant, equipment, process, or people)
There are no implications arising from this report.
- 3.5 Gaelic
Continued improvements in primary phase Gaelic Medium Education

attainment will support progress in secondary.

4. Impacts

- 4.1 In Highland, all policies, strategies or service changes are subject to an integrated screening for impact for Equalities, Poverty and Human Rights, Children's Rights and Wellbeing, Climate Change, Islands and Mainland Rural Communities, and Data Protection. Where identified as required, a full impact assessment will be undertaken.
- 4.2 Considering impacts is a core part of the decision-making process and needs to inform the decision-making process. When taking any decision, Members must give due regard to the findings of any assessment.
- 4.3 This is an update report and therefore an impact assessment is not required.

5. School Website Links

- 5.1 Secondary – [Link to Ardnamurchan High website](#)
Primary – [Link to School information on Highland Council website](#)

School	Link to School Webpage
Acharacle Primary	Acharacle Primary website
Ardgour Primary	Ardgour Primary website
Kilchoan Primary	Kilchoan Primary website
Lochaline Primary	Lochaline Primary website
Strontian Primary	Strontian Primary website

- 5.2 Standards and Quality Reports – latest reports:

School	Leadership of change	Learning, teaching and assessment	Ensuring wellbeing, equality and inclusion	Raising attainment and achievement
Ardnamurchan High	Satisfactory	Satisfactory	Good	Satisfactory
Acharacle Primary	Very Good	Very Good	Very Good	Very Good
Ardgour Primary	Good	Good	Good	Good
Kilchoan Primary	Good	Good	Good	Good
Lochaline Primary	Good	Good	Good	Good
Strontian Primary	Satisfactory	Satisfactory	Good	Satisfactory

ELC	Leadership of change	Learning, teaching and assessment	Ensuring wellbeing, equality and inclusion	Raising attainment and achievement
Acharacle PS Nursery	Very Good	Very Good	Very Good	Very Good
Ardgour PS Nursery	Good	Good	Good	Good
Kilchoan PS Nursery	Very Good	Very Good	Very Good	Very Good
Lochaline PS Nursery	Good	Good	Good	Good
Strontian PS Nursery	Very Good	Very Good	Very Good	Good

6. Education Scotland Inspection Reports

6.1

School	Date of Latest Published Report	Link to Education Scotland Pages
Acharacle Primary	3/14/2023	Link
Ardgour Primary	*+ 5 Years	Link
Kilchoan Primary	*+ 5 Years	Link
Lochaline Primary	*+ 5 Years	Link
Strontian Primary	*+ 5 Years	Link

*Education Scotland website shows review and inspection reports in last 5 years, older reports are no longer available to view on the site.

7. School Rolls

7.1 ASG School Rolls – Session 2025-26

Primary School	P1	P2	P3	P4	P5	P6	P7	Total
Acharacle Primary	5	7	5	7	4	13	9	50
Ardgour Primary	2	4	2	3	3	3	2	19
Kilchoan Primary	1	1	1	2	3	2	2	12
Lochaline Primary	4	3	2		1		1	11
Strontian Primary	1	1	5	3	1	4	3	18
Total	13	16	15	15	12	22	17	110

School Name	S1	S2	S3	S4	S5	S6	TOTAL S1-S6
Ardnamurchan High School	14	17	20	23	24	20	118

7.2 School Roll and Capacity Forecasts

The school roll and capacity forecast for the ASG can be found here:

https://www.highland.gov.uk/info/878/schools/818/school_roll_forecasts

8. Attendance / Absence / Exclusions – Session 2024/25

8.1

Primary Schools	% Actual Attendance	% Authorised Absences	% Unauthorised Absences	(2024/25) No of Exclusions	(2024/25) Exclusion Rates per 1000 pupils
National Primary (2024-25)	93.10%	4.30%	2.60%	2004	5.3
Highland Primary (2024-25)	92.70%	5.10%	C	61	C
Acharacle Primary	95.24%	3.47%	1.29%	-	-
Ardgour Primary	94.50%	5.50%	0.00%	-	-
Kilchoan Primary	89.27%	10.73%	0.00%	-	-
Lochaline Primary	95.27%	4.59%	C	-	-
Strontian Primary	90.75%	7.08%	2.18%	-	-

Secondary School	% Actual Attendance	% Authorised Absences	% Unauthorised Absences	(2024/25) No of Exclusions	(2024/25) Exclusion Rates per 1000 pupils
National Secondary (2024-25)	88.40%	6.60%	5.00%	8472	26.9
Highland Secondary (2024-25)	86.80%	7.50%	5.70%	454	32.7
Ardnamurchan High School	90.95%	3.81%	5.24%	-	-

c = value suppressed to protect against the risk of disclosure of personal information

9. Attainment Profile

9.1 Primary Attainment – Pupils Achieving Expected National Curriculum for Excellence Levels – P1, 4, 7 Combined, Literacy and Numeracy

2024/25	Roll P1/4/7	Reading	Writing	Listening & Talking	Numeracy
National		81%	77%	88%	80%
Highland		77%	72%	87%	75%
Acharacle Primary	17	c	c	c	c
Ardgour Primary	8	c	c	c	c
Kilchoan Primary	4	c	c	c	c
Lochaline Primary	6	c	c	c	c
Strontian Primary	6	c	c	c	c

2023/24	Roll P1/4/7	Reading	Writing	Listening & Talking	Numeracy
National		81%	76%	87%	80%
Highland		76%	71%	87%	74%
Acharacle Primary	24	c	c	c	c
Ardgour Primary	6	c	c	c	c
Kilchoan Primary	3	c	c	c	c
Lochaline Primary	6	c	c	c	c
Strontian Primary	14	c	c	c	c

2022/23	Roll P1/4/7	Reading	Writing	Listening & Talking	Numeracy
National		80%	75%	87%	80%
Highland		74%	68%	74%	72%
Acharacle Primary	23	c	c	c	c
Ardgour Primary	8	c	c	c	c
Kilchoan Primary	6	c	c	c	c
Lochaline Primary	2	c	c	c	c
Strontian Primary	8	c	c	c	c

c = value suppressed to protect against the risk of disclosure of personal information

9.2 Secondary Attainment – Literacy

School Leavers Achieving Literacy			
Establishment	Year	% Level 4 Literacy	% Level 5 Literacy
Ardnamurchan High School	2023/24	c	81%
Virtual Comparator	2023/24	c	86%
Ardnamurchan High School	2022/23	c	c
Virtual Comparator	2022/23	c	c
Ardnamurchan High School	2021/22	75%	c
Virtual Comparator	2021/22	92%	c

c = value suppressed to protect against the risk of disclosure of personal information

9.2.1 Secondary Attainment – Numeracy

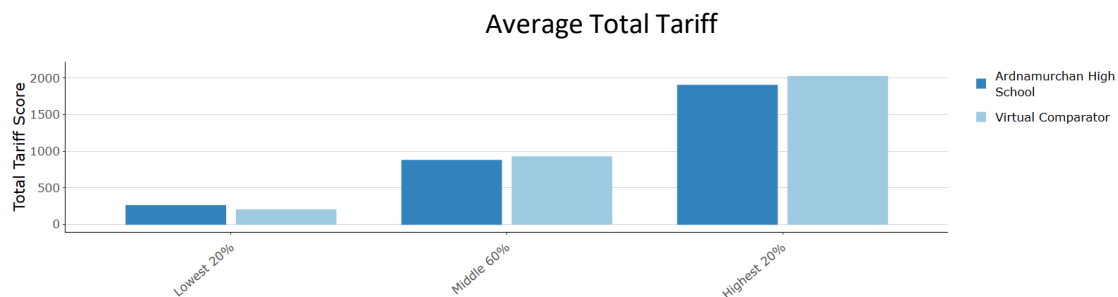
School Leavers Achieving Numeracy			
Establishment	Year	% Level 4 Numeracy	% Level 5 Numeracy
Ardnamurchan High School	2023/24	c	70%
Virtual Comparator	2023/24	c	80%
Ardnamurchan High School	2022/23	c	83%
Virtual Comparator	2022/23	c	83%
Ardnamurchan High School	2021/22	c	60%
Virtual Comparator	2021/22	c	81%

c = value suppressed to protect against the risk of disclosure of personal information

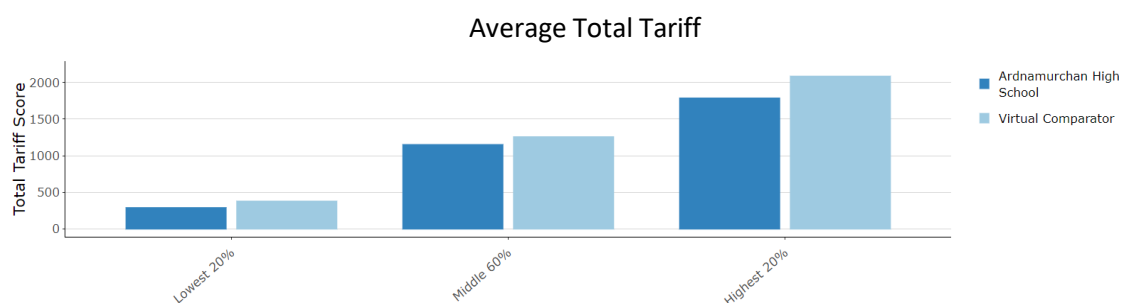
9.2.2 Senior Phase

Average Total Tariff for Leavers				
Establishment	Year	Lowest 20%	Middle 60%	Highest 20%
Ardnamurchan High School	2023/24	252	871	1900
Virtual Comparator	2023/24	194	920	2021
Ardnamurchan High School	2022/23	286	1149	1786
Virtual Comparator	2022/23	375	1256	2085
Ardnamurchan High School	2021/22	c	896	c
Virtual Comparator	2021/22	c	994	c

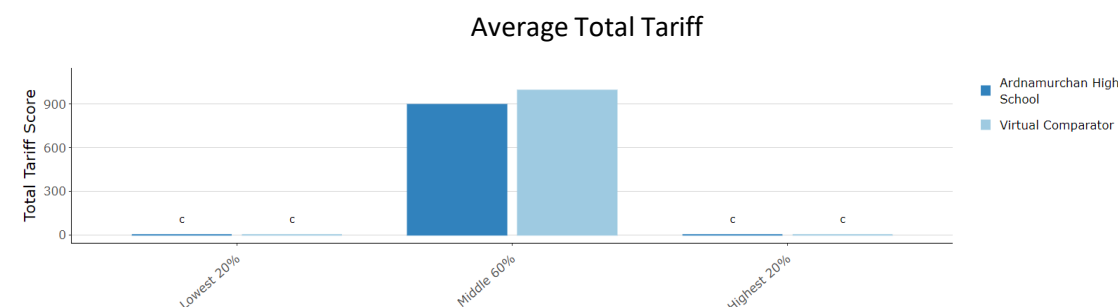
9.3 2023/24



9.4 2022/23



9.5 2021/22



9.6 Pupil Destinations 16+

Leaver destination information is taken from the School Leaver Destination data collected by Skills Development Scotland (SDS) on behalf of the Scottish Government.

	% Positive Destinations		
	2021/22	2022/23	2023/24
Ardnamurchan High School	100	100	100
Highland	94.45	95.27	96.5
Scotland	95.74	95.87	95.71

9.6.1 Number of pupils leaving in school year:

	Ardnamurchan High School	HIGHLAND	SCOTLAND
2021/22	20	2559	55211
2022/23	29	2474	54719
2023/24	27	2629	55961

9.6.2 Destination of pupils (%):

	Ardnamurchan High			HIGHLAND			SCOTLAND		
DESTINATION	21/22	22/23	23/24	21/22	22/23	23/24	21/22	22/23	23/24
Higher Education	40	37.93	48.15	34.11	33.1	32.07	41.27	40.3	40.8
Further Education	15	6.9	11.11	19.54	20.53	20.39	25.45	26.62	26.43
Training	0	3.45	0	1.52	1.9	3.04	2.91	3.35	3.89
Employment	45	51.72	40.74	38.73	39.05	40.4	25.12	24.34	23.08
Voluntary	0	0	0	0.31	0.53	0.42	0.47	0.52	0.58
Activity Agreements	0	0	0	0	0	0	0	0	0
Unemployed Seeking	0	0	0	2.89	2.95	2.05	2.32	2.24	2.16
Unemployed Not Seeking	0	0	0	1.76	1.62	1.45	1.55	1.57	1.86
Unknown	0	0	0	0.9	0.16	0	0.4	0.32	0.27

Note: National averages have been calculated from the figures for all available local authority and grant-aided schools, whereas the local authority averages are based on local authority schools only.

Designation: Assistant Chief Executive - People

Date: 8 January 2026

Author: Kirsty Clark – Area Quality Improvement Manager, S1 (AQIM)

Background Notes:

- (For all figures marked with "C")
c = value suppressed to protect against the risk of disclosure of personal information
- All data used within this report comes from the most recently published source.

Appendices: n/a