

# The Highland Council

Agenda Item	12ii
Report No	LA/11/26

**Committee:** Lochaber Committee

**Date:** 26 January 2026

**Report Title:** Kinlochleven High Associated School Group Overview

**Report By:** Assistant Chief Executive – People Cluster

## **1. Purpose/Executive Summary**

- 1.1 This report provides an update of key information in relation to the schools within the Kinlochleven High Associated School Group (ASG) and provides useful updated links to further information in relation to these schools.
- 1.2 The primary schools in this area serve 145 pupils, ELC settings serve 21 children (21 in LA settings as at September Census), with the secondary school serving 104 young people.

## **2. Recommendations**

- 2.1 Members are asked to:
  - i. Scrutinise and note the content of the report

## **3. Implications**

- 3.1 Resource  
There are no implications arising from this report.
- 3.2 Legal  
There are no implications arising from this report.
- 3.3 Risk  
The Service is committed to a sustained focus on progress and improvement to mitigate against the risk of under-performance which impacts on children and young people being able to achieve their full potential.
- 3.4 Health and Safety (risks arising from changes to plant, equipment, process, or people)  
There are no implications arising from this report.
- 3.5 Gaelic  
Continued improvements in primary phase Gaelic Medium Education

attainment will support progress in secondary.

#### 4. Impacts

- 4.1 In Highland, all policies, strategies or service changes are subject to an integrated screening for impact for Equalities, Poverty and Human Rights, Children's Rights and Wellbeing, Climate Change, Islands and Mainland Rural Communities, and Data Protection. Where identified as required, a full impact assessment will be undertaken.
- 4.2 Considering impacts is a core part of the decision-making process and needs to inform the decision-making process. When taking any decision, Members must give due regard to the findings of any assessment.
- 4.3 This is an update report and therefore an impact assessment is not required.

#### 5. School Website Links

- 5.1 Secondary – [Link to Kinlochleven High website](#)  
Primary – [Link to School information on Highland Council website](#)

School	Link to School Webpage
Ballachulish Primary	<a href="#">Ballachulish Primary website</a>
Duror Primary	<a href="#">Duror Primary website</a>
Glencoe Primary	<a href="#">Glencoe Primary website</a>
Kinlochleven Primary	<a href="#">Kinlochleven Primary website</a>
St Bride's Primary	<a href="#">St Bride's Primary website</a>

- 5.2 Standards and Quality Reports – latest reports:

School	Leadership of change	Learning, teaching and assessment	Ensuring wellbeing, equality and inclusion	Raising attainment and achievement
Kinlochleven High	Good	Satisfactory	Satisfactory	Satisfactory
Ballachulish Primary	Good	Good	Good	Good
Duror Primary	Good	Good	Good	Good
Glencoe Primary	Good	Good	Good	Good
Kinlochleven Primary	Good	Good	Good	Satisfactory
St Bride's Primary	Good	Good	Good	Good

ELC	Leadership of change	Learning, teaching and assessment	Ensuring wellbeing, equality and inclusion	Raising attainment and achievement
Ballachulish PS Nursery	Good	Good	Good	Good
Kinlochleven PS Nursery	Satisfactory	Satisfactory	Satisfactory	Satisfactory
St Bride's PS Nursery	Good	Good	Good	Good

## 6. Education Scotland Inspection Reports

### 6.1

School	Date of Latest Published Report	Link to Education Scotland Pages
Ballachulish Primary	*+ 5 Years	<a href="#">Link</a>
Duror Primary	2/8/2022	<a href="#">Link</a>
Glencoe Primary	*+ 5 Years	<a href="#">Link</a>
Kinlochleven Primary	9/23/2025	<a href="#">Link</a>
St Bride's Primary	6/13/2023	<a href="#">Link</a>

\*Education Scotland website shows review and inspection reports in last 5 years, older reports are no longer available to view on the site.

## 7. School Rolls

### 7.1 ASG School Rolls – Session 2025-26

Primary School	P1	P2	P3	P4	P5	P6	P7	Total
Ballachulish Primary	3	5	7	3	10	3	2	33
Duror Primary					1	1		2
Glencoe Primary	4	4	1	5	2	3	7	26
Kinlochleven Primary	7	8	5	8	9	6	5	48
St Bride's Primary	4	5	7	5	5	2	8	36
Total	18	22	20	21	27	15	22	145

School Name	S1	S2	S3	S4	S5	S6	TOTAL S1-S6
Kinlochleven High School	8	17	19	23	22	15	104

### 7.2 School Roll and Capacity Forecasts

The school roll and capacity forecast for the ASG can be found here:

[https://www.highland.gov.uk/info/878/schools/818/school\\_roll\\_forecasts](https://www.highland.gov.uk/info/878/schools/818/school_roll_forecasts)

## 8. Attendance / Absence / Exclusions – Session 2024/25

### 8.1

Primary Schools	% Actual Attendance	% Authorised Absences	% Unauthorised Absences	(2024/25) No of Exclusions	(2024/25) Exclusion Rates per 1000 pupils
National Primary (2024-25)	93.10%	4.30%	2.60%	2004	5.3
Highland Primary (2024-25)	92.70%	5.10%	C	61	C
Ballachulish Primary	94.94%	2.76%	2.30%	-	-
Duror Primary	C	C	C	-	-
Glencoe Primary	92.60%	3.44%	3.96%	-	-
Kinlochleven Primary	94.17%	2.96%	2.87%	-	-
St Bride's Primary	88.57%	11.43%	0.00%	-	-

Secondary School	% Actual Attendance	% Authorised Absences	% Unauthorised Absences	(2024/25) No of Exclusions	(2024/25) Exclusion Rates per 1000 pupils
National Secondary (2024-25)	88.40%	6.60%	5.00%	8472	26.9
Highland Secondary (2024-25)	86.80%	7.50%	5.70%	454	32.7
Kinlochleven High School	92.05%	4.48%	3.47%	-	-

c = value suppressed to protect against the risk of disclosure of personal information

## 9. Attainment Profile

### 9.1 Primary Attainment – Pupils Achieving Expected National Curriculum for Excellence Levels – P1, 4, 7 Combined, Literacy and Numeracy

2024/25	Roll P1/4/7	Reading	Writing	Listening & Talking	Numeracy
<b>National</b>		81%	77%	88%	80%
<b>Highland</b>		77%	72%	87%	75%
Ballachulish Primary	20	c	c	c	c
Duror Primary	1	c	c	c	c
Glencoe Primary	9	c	c	c	c
Kinlochleven Primary	21	c	c	c	c
St Bride's Primary	12	c	c	c	c

2023/24	Roll P1/4/7	Reading	Writing	Listening & Talking	Numeracy
<b>National</b>		81%	76%	87%	80%
<b>Highland</b>		76%	71%	87%	74%
Ballachulish Primary	12	c	c	c	c
Duror Primary	2	c	c	c	c
Glencoe Primary	5	c	c	c	c
Kinlochleven Primary	21	60-70%	50-60%	70-80%	50-60%
St Bride's Primary	10	c	c	c	c

2022/23	Roll P1/4/7	Reading	Writing	Listening & Talking	Numeracy
<b>National</b>		80%	75%	87%	80%
<b>Highland</b>		74%	68%	74%	72%
Ballachulish Primary	7	c	c	c	c
Duror Primary	6	c	c	c	c
Glencoe Primary	19	c	c	c	c
Kinlochleven Primary	23	50-60%	40-50%	60-70%	60-70%
St Bride's Primary	13	c	c	c	c

c = value suppressed to protect against the risk of disclosure of personal information

## 9.2 Secondary Attainment – Literacy

<b>School Leavers Achieving Literacy</b>			
Establishment	Year	% Level 4 Literacy	% Level 5 Literacy
Kinlochleven High School	2023/24	C	76%
Virtual Comparator	2023/24	C	69%
Kinlochleven High School	2022/23	C	77%
Virtual Comparator	2022/23	C	83%
Kinlochleven High School	2021/22	C	75%
Virtual Comparator	2021/22	C	82%

c = value suppressed to protect against the risk of disclosure of personal information

### 9.2.1 Secondary Attainment – Numeracy

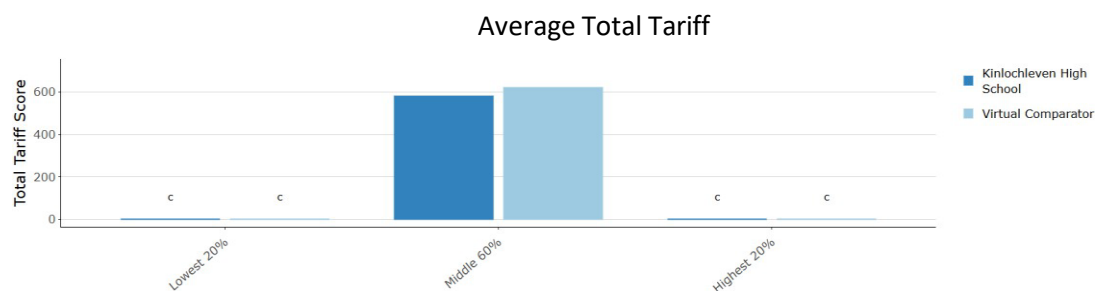
<b>School Leavers Achieving Numeracy</b>			
Establishment	Year	% Level 4 Numeracy	% Level 5 Numeracy
Kinlochleven High School	2023/24	C	62%
Virtual Comparator	2023/24	C	63%
Kinlochleven High School	2022/23	C	58%
Virtual Comparator	2022/23	C	66%
Kinlochleven High School	2021/22	C	67%
Virtual Comparator	2021/22	C	72%

c = value suppressed to protect against the risk of disclosure of personal information

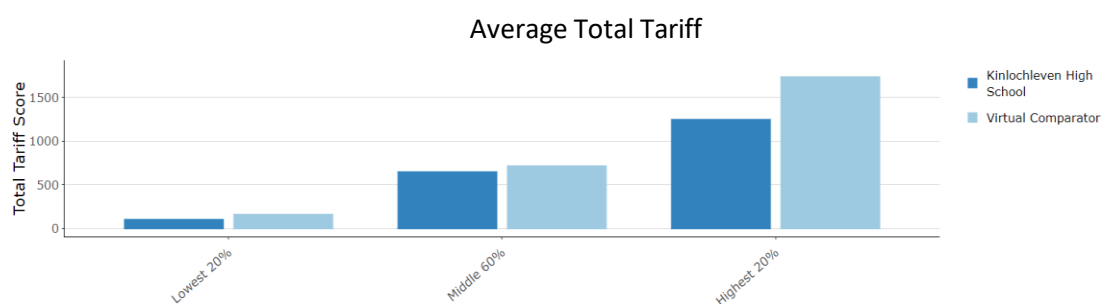
### 9.2.2 Senior Phase

<b>Average Total Tariff for Leavers</b>				
Establishment	Year	Lowest 20%	Middle 60%	Highest 20%
Kinlochleven High School	2023/24	C	580	C
Virtual Comparator	2023/24	C	620	C
Kinlochleven High School	2022/23	102	647	1246
Virtual Comparator	2022/23	160	715	1734
Kinlochleven High School	2021/22	C	692	C
Virtual Comparator	2021/22	C	869	C

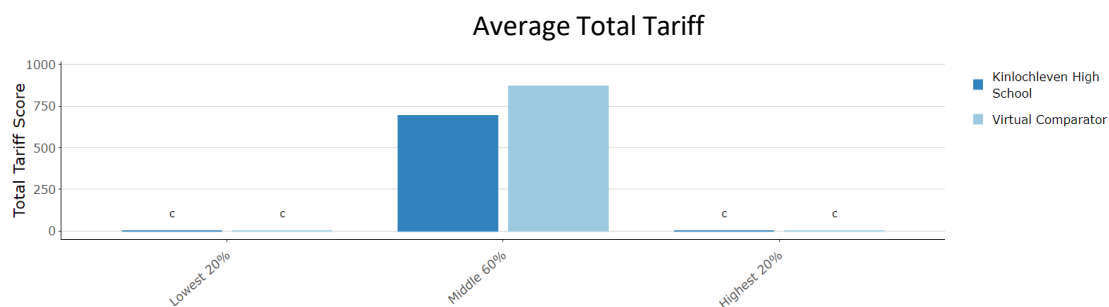
### 9.3 2023/24



### 9.4 2022/23



### 9.5 2021/22



### 9.6 Pupil Destinations 16+

Leaver destination information is taken from the School Leaver Destination data collected by Skills Development Scotland (SDS) on behalf of the Scottish Government.

	% Positive Destinations		
	2021/22	2022/23	2023/24
Kinlochleven High School	95.83	88.46	90.48
Highland	94.45	95.27	96.5
Scotland	95.74	95.87	95.71

9.6.1 Number of pupils leaving in school year:

	Kinlochleven High	HIGHLAND	SCOTLAND
2021/22	24	2559	55211
2022/23	26	2474	54719
2023/24	21	2629	55961

9.6.2 Destination of pupils (%):

	Kinlochleven High School			HIGHLAND			SCOTLAND		
DESTINATION	21/22	22/23	23/24	21/22	22/23	23/24	21/22	22/23	23/24
Higher Education	33.76	36.45	32.69	34.11	33.1	32.07	41.27	40.3	40.8
Further Education	12.98	16.82	15.38	19.54	20.53	20.39	25.45	26.62	26.43
Training	3.89	0.93	0.96	1.52	1.9	3.04	2.91	3.35	3.89
Employment	42.85	37.38	46.15	38.73	39.05	40.4	25.12	24.34	23.08
Voluntary	1.29	0	0	0.31	0.53	0.42	0.47	0.52	0.58
Activity Agreements	0	0	0	0	0	0	0	0	0
Unemployed Seeking	5.19	4.67	3.85	2.89	2.95	2.05	2.32	2.24	2.16
Unemployed Not Seeking	0	3.74	0.96	1.76	1.62	1.45	1.55	1.57	1.86
Unknown	0	0	0	0.9	0.16	0	0.4	0.32	0.27

Note: National averages have been calculated from the figures for all available local authority and grant-aided schools, whereas the local authority averages are based on local authority schools only.

Designation: Assistant Chief Executive - People

Date: 8 January 2026

Author: Kirsty Clark – Area Quality Improvement Manager, S1 (AQIM)

Background Notes:

- (For all figures marked with "C")  
c = value suppressed to protect against the risk of disclosure of personal information
- All data used within this report comes from the most recently published source.

Appendices: n/a