

The Highland Council

| | |
|-------------|----------|
| Agenda Item | 12iv |
| Report No | LA/13/26 |

Committee: Lochaber Committee

Date: 26 January 2026

Report Title: Mallaig High Associated School Group Overview

Report By: Assistant Chief Executive – People Cluster

1. Purpose/Executive Summary

- 1.1 This report provides an update of key information in relation to the schools within the Mallaig High Associated School Group (ASG) and provides useful updated links to further information in relation to these schools.
- 1.2 The primary schools in this area serve 120 pupils, ELC settings serve 20 children (20 in LA settings as at September Census), with the secondary school serving 104 young people.

2. Recommendations

- 2.1 Members are asked to:
 - i. Scrutinise and note the content of the report

3. Implications

- 3.1 Resource
There are no implications arising from this report.
- 3.2 Legal
There are no implications arising from this report.
- 3.3 Risk
The Service is committed to a sustained focus on progress and improvement to mitigate against the risk of under-performance which impacts on children and young people being able to achieve their full potential.
- 3.4 Health and Safety (risks arising from changes to plant, equipment, process, or people)
There are no implications arising from this report.
- 3.5 Gaelic
Continued improvements in primary phase Gaelic Medium Education

attainment will support progress in secondary.

4. Impacts

- 4.1 In Highland, all policies, strategies or service changes are subject to an integrated screening for impact for Equalities, Poverty and Human Rights, Children's Rights and Wellbeing, Climate Change, Islands and Mainland Rural Communities, and Data Protection. Where identified as required, a full impact assessment will be undertaken.
- 4.2 Considering impacts is a core part of the decision-making process and needs to inform the decision-making process. When taking any decision, Members must give due regard to the findings of any assessment.
- 4.3 This is an update report and therefore an impact assessment is not required.

5. School Website Links

- 5.1 Secondary – [Link to Mallaig High website](#)
Primary – [Link to School information on Highland Council website](#)

| School | Link to School Webpage |
|--------------------|--|
| Arisaig Primary | Arisaig Primary website |
| Eigg Primary | Eigg Primary website |
| Inverie Primary | Inverie Primary website |
| Lady Lovat Primary | Lady Lovat Primary website |
| Mallaig Primary | Mallaig Primary website |
| Muck Primary | Muck Primary website |
| Rum Primary | Rum Primary website |

- 5.2 Standards and Quality Reports – latest reports:

| School | Leadership of change | Learning, teaching and assessment | Ensuring wellbeing, equality and inclusion | Raising attainment and achievement |
|---------------------|----------------------|-----------------------------------|--|------------------------------------|
| Mallaig High School | Satisfactory | Good | Good | Good |
| Arisaig Primary | Good | Good | Satisfactory | Satisfactory |
| Eigg Primary | Good | Good | Good | Satisfactory |
| Inverie Primary | Satisfactory | Good | Good | Good |
| Lady Lovat Primary | Good | Good | Good | Good |
| Mallaig Primary | Satisfactory | Satisfactory | Satisfactory | Satisfactory |
| Muck Primary | Good | Good | Good | Good |

| ELC | Leadership of change | Learning, teaching and assessment | Ensuring wellbeing, equality and inclusion | Raising attainment and achievement |
|--------------------|----------------------|-----------------------------------|--|------------------------------------|
| Arisaig PS Nursery | Weak | Satisfactory | Satisfactory | Satisfactory |
| Eigg PS Nursery | Good | Good | Good | Good |
| Inverie PS Nursery | Satisfactory | Good | Good | Good |
| Mallaig PS Nursery | Satisfactory | Satisfactory | Good | Good |
| Muck PS Nursery | Good | Good | Good | Good |
| Rum PS Nursery | Good | Good | Very Good | Good |

6. Education Scotland Inspection Reports

6.1

| School | Date of Latest Published Report | Link to Education Scotland Pages |
|--------------------|---------------------------------|----------------------------------|
| Arisaig Primary | 2/7/2023 | Link |
| Eigg Primary | *+ 5 Years | Link |
| Inverie Primary | *+ 5 Years | Link |
| Lady Lovat Primary | *+ 5 Years | Link |
| Mallaig Primary | *+ 5 Years | Link |
| Muck Primary | *+ 5 Years | Link |
| Rum Primary | 6/27/2023 | Link |

*Education Scotland website shows review and inspection reports in last 5 years, older reports are no longer available to view on the site.

7. School Rolls

7.1 ASG School Rolls – Session 2025-26

| Primary School | P1 | P2 | P3 | P4 | P5 | P6 | P7 | Total |
|--------------------|----|----|----|----|----|----|----|-------|
| Arisaig Primary | 8 | 2 | 5 | 2 | 8 | | 3 | 28 |
| Eigg Primary | 1 | 3 | 1 | 1 | 1 | 2 | | 9 |
| Inverie Primary | 2 | 2 | 1 | 1 | | | 2 | 8 |
| Lady Lovat Primary | | 1 | 2 | 3 | 2 | 1 | 3 | 12 |
| Mallaig Primary | 2 | 6 | 12 | 9 | 10 | 6 | 7 | 52 |
| Muck Primary | | 1 | 2 | 1 | | | 1 | 5 |
| Rum Primary | 1 | 1 | 1 | 1 | | 2 | | 6 |
| Total | 14 | 16 | 24 | 18 | 21 | 11 | 16 | 120 |

| School Name | S1 | S2 | S3 | S4 | S5 | S6 | TOTAL S1-S6 |
|---------------------|----|----|----|----|----|----|-------------|
| Mallaig High School | 17 | 19 | 19 | 14 | 22 | 13 | 104 |

7.2 School Roll and Capacity Forecasts

The school roll and capacity forecast for the ASG can be found here:

https://www.highland.gov.uk/info/878/schools/818/school_roll_forecasts

8. Attendance / Absence / Exclusions – Session 2024/25

8.1

| Primary Schools | % Actual Attendance | % Authorised Absences | % Unauthorised Absences | (2024/25) No of Exclusions | (2024/25) Exclusion Rates per 1000 pupils |
|----------------------------|---------------------|-----------------------|-------------------------|----------------------------|---|
| National Primary (2024-25) | 93.10% | 4.30% | 2.60% | 2004 | 5.3 |
| Highland Primary (2024-25) | 92.70% | 5.10% | C | 61 | C |
| Arisaig Primary | 89.88% | 4.09% | 6.03% | - | - |
| Eigg Primary | 93.26% | 3.29% | 3.45% | - | - |
| Inverie Primary | 91.52% | 3.47% | 5.01% | - | - |
| Lady Lovat Primary | 92.83% | 3.99% | 3.18% | - | - |
| Mallaig Primary | 92.12% | 5.23% | 2.65% | - | - |
| Muck Primary | 97.27% | C | 1.94% | - | - |
| Rum Primary | 92.35% | 7.65% | 0.00% | - | - |

| Secondary School | % Actual Attendance | % Authorised Absences | % Unauthorised Absences | (2024/25) No of Exclusions | (2024/25) Exclusion Rates per 1000 pupils |
|------------------------------|---------------------|-----------------------|-------------------------|----------------------------|---|
| National Secondary (2024-25) | 88.40% | 6.60% | 5.00% | 8472 | 26.9 |
| Highland Secondary (2024-25) | 86.80% | 7.50% | 5.70% | 454 | 32.7 |
| Mallaig High School | 89.36% | 6.62% | C | C | C |

c = value suppressed to protect against the risk of disclosure of personal information

9. Attainment Profile

9.1 Primary Attainment – Pupils Achieving Expected National Curriculum for Excellence Levels – P1, 4, 7 Combined, Literacy and Numeracy

| 2024/25 | Roll P1/4/7 | Reading | Writing | Listening & Talking | Numeracy |
|--------------------|-------------|---------|---------|---------------------|----------|
| National | | 81% | 77% | 88% | 80% |
| Highland | | 77% | 72% | 87% | 75% |
| Arisaig Primary | 12 | c | c | c | c |
| Eigg Primary | 6 | c | c | c | c |
| Inverie Primary | 3 | c | c | c | c |
| Lady Lovat Primary | 7 | c | c | c | c |
| Mallaig Primary | 26 | c | c | c | 60-70% |
| Muck Primary | 2 | c | c | c | c |
| Rum Primary | 1 | c | c | c | c |

| 2023/24 | Roll P1/4/7 | Reading | Writing | Listening & Talking | Numeracy |
|--------------------|------------------------|----------------|----------------|------------------------------------|-----------------|
| National | | 81% | 76% | 87% | 80% |
| Highland | | 76% | 71% | 87% | 74% |
| Arisaig Primary | 8 | c | c | c | c |
| Eigg Primary | 3 | c | c | c | c |
| Inverie Primary | 4 | c | c | c | c |
| Lady Lovat Primary | 4 | c | c | c | c |
| Mallaig Primary | 32 | c | c | c | 80-90% |
| Muck Primary | 2 | c | c | c | c |
| Rum Primary | 4 | c | c | c | c |

| 2022/23 | Roll P1/4/7 | Reading | Writing | Listening & Talking | Numeracy |
|--------------------|------------------------|----------------|----------------|------------------------------------|-----------------|
| National | | 80% | 75% | 87% | 80% |
| Highland | | 74% | 68% | 74% | 72% |
| Arisaig Primary | 13 | c | c | c | c |
| Eigg Primary | 2 | c | c | c | c |
| Inverie Primary | 5 | c | c | c | c |
| Lady Lovat Primary | 4 | c | c | c | c |
| Mallaig Primary | 27 | c | c | c | c |
| Muck Primary | 3 | c | c | c | c |
| Rum Primary | 2 | c | c | c | c |

c = value suppressed to protect against the risk of disclosure of personal information

9.2 Secondary Attainment – Literacy

| School Leavers Achieving Literacy | | | |
|--|-------------|---------------------------|---------------------------|
| Establishment | Year | % Level 4 Literacy | % Level 5 Literacy |
| Mallaig High School | 2023/24 | C | C |
| Virtual Comparator | 2023/24 | C | C |
| Mallaig High School | 2022/23 | C | C |
| Virtual Comparator | 2022/23 | C | C |
| Mallaig High School | 2021/22 | C | C |
| Virtual Comparator | 2021/22 | C | C |

c = value suppressed to protect against the risk of disclosure of personal information

9.2.1 Secondary Attainment – Numeracy

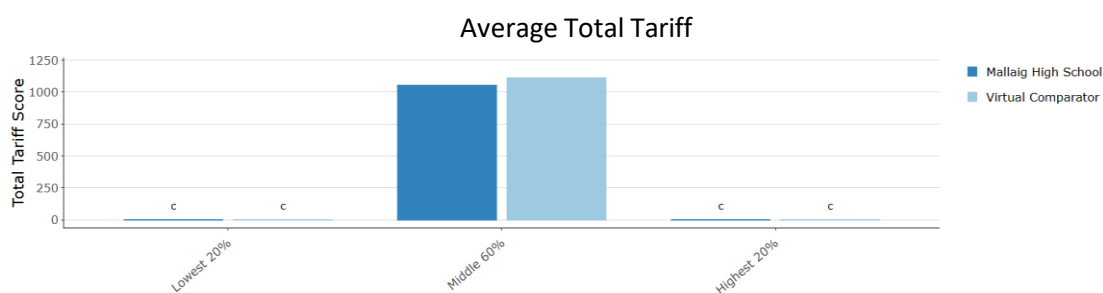
| School Leavers Achieving Numeracy | | | |
|--|-------------|---------------------------|---------------------------|
| Establishment | Year | % Level 4 Numeracy | % Level 5 Numeracy |
| Mallaig High School | 2023/24 | C | 72% |
| Virtual Comparator | 2023/24 | C | 82% |
| Mallaig High School | 2022/23 | C | 74% |
| Virtual Comparator | 2022/23 | C | 74% |
| Mallaig High School | 2021/22 | C | C |
| Virtual Comparator | 2021/22 | C | C |

c = value suppressed to protect against the risk of disclosure of personal information

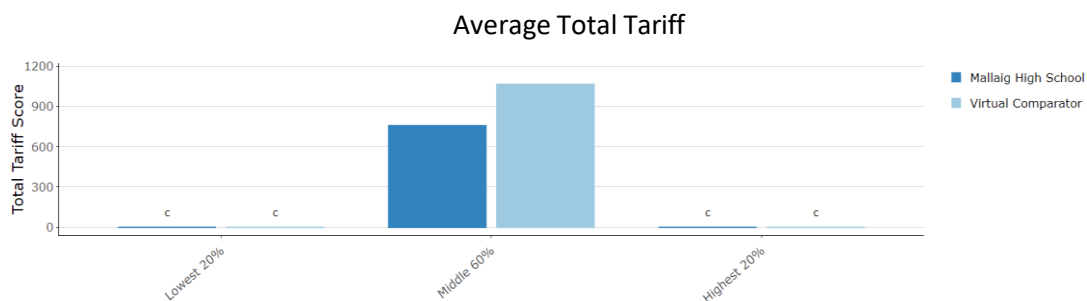
9.2.2 Senior Phase

| Average Total Tariff for Leavers | | | | |
|----------------------------------|---------|------------|------------|-------------|
| Establishment | Year | Lowest 20% | Middle 60% | Highest 20% |
| Mallaig High School | 2023/24 | C | 1052 | C |
| Virtual Comparator | 2023/24 | C | 1110 | C |
| Mallaig High School | 2022/23 | C | 757 | C |
| Virtual Comparator | 2022/23 | C | 1064 | C |
| Mallaig High School | 2021/22 | C | 1091 | C |
| Virtual Comparator | 2021/22 | C | 1135 | C |

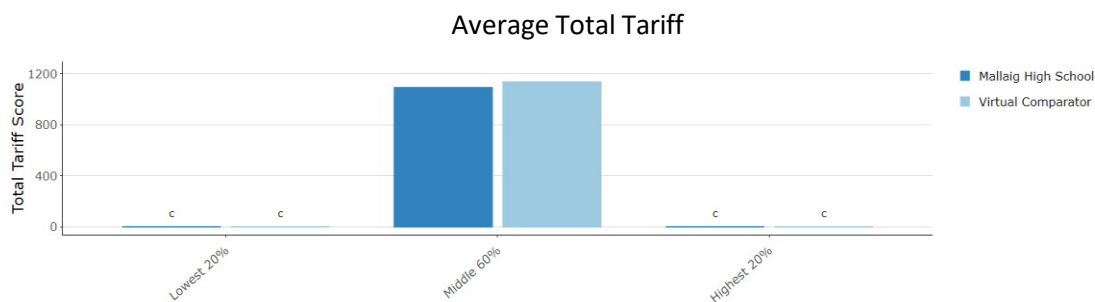
9.3 2023/24



9.4 2022/23



9.5 2021/22



9.6 Pupil Destinations 16+

Leaver destination information is taken from the School Leaver Destination data collected by Skills Development Scotland (SDS) on behalf of the Scottish Government.

| | % Positive Destinations | | |
|---------------------|-------------------------|---------|---------|
| | 2021/22 | 2022/23 | 2023/24 |
| Mallaig High School | 94.12 | 100 | 94.44 |
| Highland | 94.45 | 95.27 | 96.5 |
| Scotland | 95.74 | 95.87 | 95.71 |

9.6.1 Number of pupils leaving in school year:

| | Mallaig High School | HIGHLAND | SCOTLAND |
|---------|---------------------|----------|----------|
| 2021/22 | 17 | 2559 | 55211 |
| 2022/23 | 19 | 2474 | 54719 |
| 2023/24 | 18 | 2629 | 55961 |

9.6.2 Destination of pupils (%):

| | Mallaig High School | | | HIGHLAND | | | SCOTLAND | | |
|------------------------|------------------------|-------|-------|----------|-------|-------|----------|-------|-------|
| DESTINATION | 21/22 | 22/23 | 23/24 | 21/22 | 22/23 | 23/24 | 21/22 | 22/23 | 23/24 |
| Higher Education | Higher Education | 29.41 | 31.58 | 27.78 | 34.11 | 33.1 | 32.07 | 41.27 | 40.3 |
| Further Education | Further Education | 17.64 | 36.84 | 16.67 | 19.54 | 20.53 | 20.39 | 25.45 | 26.62 |
| Training | Training | 0 | 0 | 0 | 1.52 | 1.9 | 3.04 | 2.91 | 3.35 |
| Employment | Employment | 47.05 | 31.58 | 50 | 38.73 | 39.05 | 40.4 | 25.12 | 24.34 |
| Voluntary | Voluntary | 0 | 0 | 0 | 0.31 | 0.53 | 0.42 | 0.47 | 0.52 |
| Activity Agreements | Activity Agreements | 0 | 0 | 0 | 0 | 0 | 0 | 0 | 0 |
| Unemployed Seeking | Unemployed Seeking | 0 | 0 | 0 | 2.89 | 2.95 | 2.05 | 2.32 | 2.24 |
| Unemployed Not Seeking | Unemployed Not Seeking | 0 | 0 | 5.56 | 1.76 | 1.62 | 1.45 | 1.55 | 1.57 |
| Unknown | Unknown | 5.88 | 0 | 0 | 0.9 | 0.16 | 0 | 0.4 | 0.32 |

Note: National averages have been calculated from the figures for all available local authority and grant-aided schools, whereas the local authority averages are based on local authority schools only.

Designation: Assistant Chief Executive - People

Date: 8 January 2026

Author: Kirsty Clark – Area Quality Improvement Manager, S1 (AQIM)

Background Notes:

- (For all figures marked with "C")
c = value suppressed to protect against the risk of disclosure of personal information
- All data used within this report comes from the most recently published source.

Appendices: n/a