

The Highland Council

Agenda Item	12i
Report No	CIA/09/26

Committee: City of Inverness Area Committee

Date: 2nd February 2026

Report Title: Millburn Academy Associated School Group Overview

Report By: Assistant Chief Executive – People Cluster

1. Purpose/Executive Summary

- 1.1 This report provides an update of key information in relation to the schools within the Millburn Academy Associated School Group (ASG) and provides useful updated links to further information in relation to these schools.
- 1.2 The primary schools in this area serve 1212 pupils, ELC settings serve 341 children (232 in LA settings and 109 in Partner settings as at September Census), with the secondary school serving 1214 young people.

2. Recommendations

- 2.1 Members are asked to:
 - i. Scrutinise and note the content of the report

3. Implications

- 3.1 Resource
There are no implications arising from this report.
- 3.2 Legal
There are no implications arising from this report.
- 3.3 Risk
The Service is committed to a sustained focus on progress and improvement to mitigate against the risk of under-performance which impacts on children and young people being able to achieve their full potential.
- 3.4 Health and Safety (risks arising from changes to plant, equipment, process, or people)
There are no implications arising from this report.
- 3.5 Gaelic
Continued improvements in primary phase Gaelic Medium Education attainment will support progress in secondary.

4. Impacts

- 4.1 In Highland, all policies, strategies or service changes are subject to an integrated screening for impact for Equalities, Poverty and Human Rights, Children's Rights and Wellbeing, Climate Change, Islands and Mainland Rural Communities, and Data Protection. Where identified as required, a full impact assessment will be undertaken.
- 4.2 Considering impacts is a core part of the decision-making process and needs to inform the decision-making process. When taking any decision, Members must give due regard to the findings of any assessment.
- 4.3 This is an update report and therefore an impact assessment is not required.

5. School Website Links

- 5.1 Secondary – [Link to Millburn Academy website](#)
Primary – [Link to School information on Highland Council website](#)

School	Link to School Webpage
Crown Primary	Crown Primary website
Daviot Primary	Daviot Primary website
Drakies Primary	Drakies Primary website
Inshes Primary	Inshes Primary Website
Milton of Leys Primary	Milton of Leys website
Raigmore Primary	Raigmore Primary Website
Strathdearn Primary	Strathdearn Primary website

- 5.2 Standards and Quality Reports – latest reports:

School	Leadership of change	Learning, teaching and assessment	Ensuring wellbeing, equality and inclusion	Raising attainment and achievement
Millburn Academy	Good	Good	Good	Good
Crown Primary	Very Good	Very Good	Very Good	Very Good
Drakies Primary	Good	Good	Very Good	Good
Inshes Primary	Good	Good	Good	Good
Milton of Leys Primary	Satisfactory	Good	Good	Satisfactory
Raigmore Primary	Satisfactory	Satisfactory	Satisfactory	Satisfactory
Strathdearn Primary	Good	Good	Good	Good

ELC	Leadership of change	Learning, teaching and assessment	Ensuring wellbeing, equality and inclusion	Raising attainment and achievement
Crown PS Nursery	Good	Good	Good	Good
Drakies PS Nursery	Good	Very Good	Very Good	Very Good
Inshes PS Nursery	Good	Good	Satisfactory	Good
Milton of Leys PS Nursery	Good	Good	Good	Good
Raigmore PS Nursery	Satisfactory	Satisfactory	Satisfactory	Satisfactory
Strathdearn PS Nursery	Very Good	Good	Very Good	Very Good

6. Education Scotland Inspection Reports

6.1

School	Date of Latest Published Report	Link to Education Scotland Pages
Crown Primary	*+ 5 Years	Link
Drakies Primary	*+ 5 Years	Link
Inshes Primary	*+ 5 Years	Link
Milton of Leys Primary	*+ 5 Years	Link
Raigmore Primary	17/12/2024	Link
Strathdearn Primary	*+ 5 Years	Link

*Education Scotland website shows review and inspection reports in last 5 years, older reports are no longer available to view on the site.

7. School Rolls

7.1 ASG School Rolls – Session 2025-26

Primary School	P1	P2	P3	P4	P5	P6	P7	Total
Crown Primary	31	32	29	40	42	29	47	250
Drakies Primary	28	26	37	38	35	34	46	244
Inshes Primary	36	45	34	42	21	55	45	278
Milton of Leys Primary	47	30	37	37	34	38	53	276
Raigmore Primary	12	17	16	16	23	27	18	129
Strathdearn Primary	7	1	5	5	6	7	4	35
Total	161	151	158	178	161	190	213	1212

School Name	S1	S2	S3	S4	S5	S6	TOTAL S1-S6
Millburn Academy	180	207	236	238	214	139	1214

7.2 School Roll and Capacity Forecasts

The school roll and capacity forecast for the ASG can be found here:

https://www.highland.gov.uk/info/878/schools/818/school_roll_forecasts

8. Attendance / Absence / Exclusions – Session 2024/25

8.1

Primary Schools	% Actual Attendance	% Authorised Absences	% Unauthorised Absences	(2024/25) No of Exclusions	(2024/25) Exclusion Rates per 1000 pupils
National Primary (2024-25)	93.10%	4.30%	2.60%	2004	5.3
Highland Primary (2024-25)	92.70%	5.10%	C	61	C
Crown Primary	94.17%	3.57%	C	C	C
Drakies Primary	95.11%	3.53%	1.36%	-	-
Inshes Primary	92.08%	6.10%	C	C	C
Milton of Leys Primary	93.71%	2.82%	3.48%	C	C
Raigmore Primary	92.92%	5.40%	1.67%	-	-
Strathdearn Primary	94.92%	3.60%	1.48%	-	-

Secondary School	% Actual Attendance	% Authorised Absences	% Unauthorised Absences	(2024/25) No of Exclusions	(2024/25) Exclusion Rates per 1000 pupils
National Secondary (2024-25)	88.40%	6.60%	5.00%	8472	26.9
Highland Secondary (2024-25)	86.80%	7.50%	5.70%	454	32.7
Millburn Academy	88.49%	5.25%	6.20%	41	32.5

c = value suppressed to protect against the risk of disclosure of personal information

9. Attainment Profile

9.1 Primary Attainment – Pupils Achieving Expected National Curriculum for Excellence Levels – P1, 4, 7 Combined, Literacy and Numeracy

2024/25	Roll P1/4/7	Reading	Writing	Listening & Talking	Numeracy
National		81%	77%	88%	80%
Highland		77%	72%	87%	75%
Crown Primary	101	70-80%	70-80%	90+%	80-90%
Drakies Primary	94	70-80%	70-80%	80-90%	70-80%
Inshes Primary	109	60-70%	50-60%	70-80%	60-70%
Milton of Leys Primary	111	70-80%	60-70%	80-90%	70-80%
Raigmore Primary	67	60-70%	50-60%	70-80%	50-60%
Strathdearn Primary	11	c	c	c	c

2023/24	Roll P1/4/7	Reading	Writing	Listening & Talking	Numeracy
National		81%	76%	87%	80%
Highland		76%	71%	87%	74%
Crown Primary	100	80-90%	70-80%	90+%	80-90%
Drakies Primary	84	70-80%	70-80%	90+%	70-80%
Inshes Primary	146	60-70%	60-70%	70-80%	60-70%
Milton of Leys Primary	131	60-70%	60-70%	70-80%	60-70%
Raigmore Primary	73	60-70%	50-60%	70-80%	60-70%
Strathdearn Primary	21	70-80%	70-80%	80-90%	60-70%

2022/23	Roll P1/4/7	Reading	Writing	Listening & Talking	Numeracy
National		80%	75%	87%	80%
Highland		74%	68%	74%	72%
Crown Primary	116	70-80%	60-70%	80-90%	70-80%
Daviot Primary	5	c	c	c	c
Drakies Primary	106	80-90%	80-90%	90+%	70-80%
Inshes Primary	127	60-70%	50-60%	70-80%	50-60%
Milton of Leys Primary	142	60-70%	50-60%	80-90%	60-70%
Raigmore Primary	75	50-60%	30-40%	50-60%	40-50%
Strathdearn Primary	12	c	c	c	c

c = value suppressed to protect against the risk of disclosure of personal information

9.2 Secondary Attainment – Literacy

School Leavers Achieving Literacy			
Establishment	Year	% Level 4 Literacy	% Level 5 Literacy
Millburn Academy	2023/24	96%	81%
Virtual Comparator	2023/24	95%	85%
Millburn Academy	2022/23	92%	79%
Virtual Comparator	2022/23	93%	84%
Millburn Academy	2021/22	91%	86%
Virtual Comparator	2021/22	96%	86%

c = value suppressed to protect against the risk of disclosure of personal information

9.2.1 Secondary Attainment – Numeracy

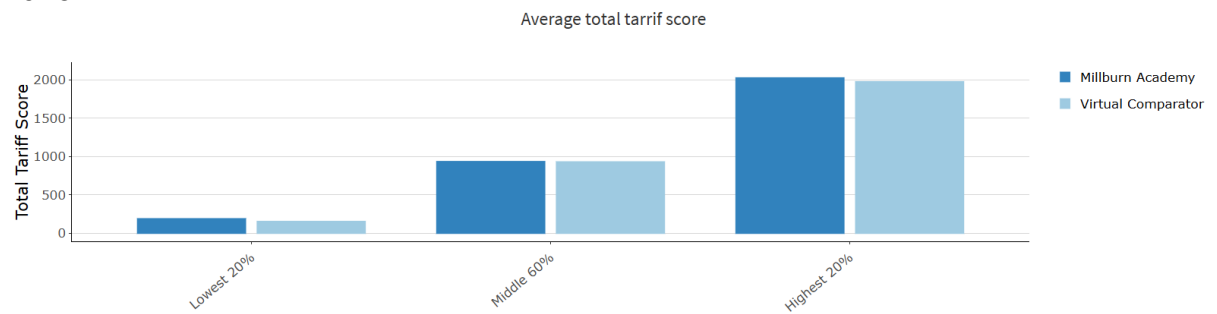
School Leavers Achieving Numeracy			
Establishment	Year	% Level 4 Numeracy	% Level 5 Numeracy
Millburn Academy	2023/24	93%	80%
Virtual Comparator	2023/24	92%	75%
Millburn Academy	2022/23	90%	73%
Virtual Comparator	2022/23	90%	73%
Millburn Academy	2021/22	91%	80%
Virtual Comparator	2021/22	93%	75%

c = value suppressed to protect against the risk of disclosure of personal information

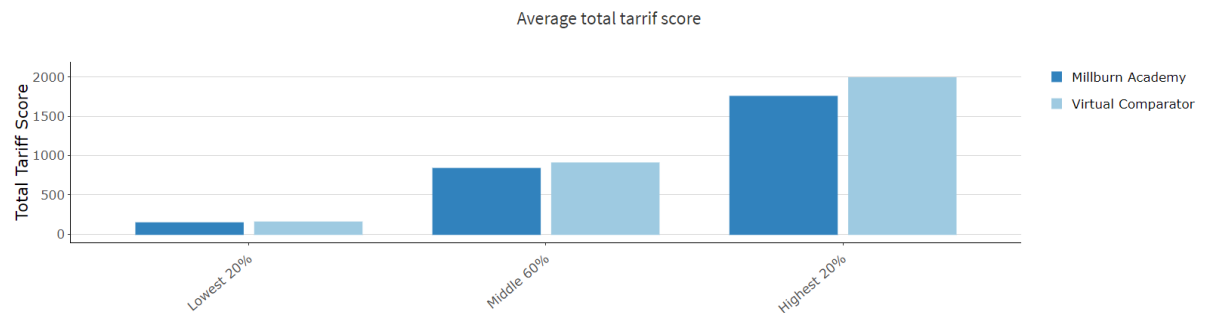
9.2.2 Senior Phase

Average Total Tariff for Leavers				
Establishment	Year	Lowest 20%	Middle 60%	Highest 20%
Millburn Academy	2023/24	187	933	2024
Virtual Comparator	2023/24	152	929	1974
Millburn Academy	2022/23	142	834	1751
Virtual Comparator	2022/23	152	904	1988
Millburn Academy	2021/22	199	939	1908
Virtual Comparator	2021/22	193	978	1992

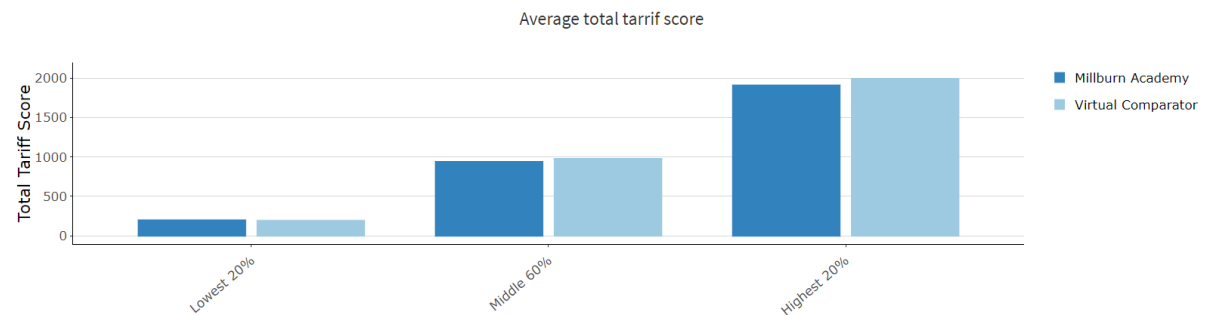
9.3 2023/24



9.4 2022/23



9.5 2021/22



9.6 Pupil Destinations 16+

Leaver destination information is taken from the School Leaver Destination data collected by Skills Development Scotland (SDS) on behalf of the Scottish Government.

	% Positive Destinations		
	2021/22	2022/23	2023/24
Millburn Academy	95.22	96.38	98.49
Highland	94.45	95.27	96.5
Scotland	95.74	95.87	95.71

9.6.1 Number of pupils leaving in school year:

	Millburn Academy	HIGHLAND	SCOTLAND
2021/22	209	2559	55211
2022/23	221	2474	54719
2023/24	199	2629	55961

9.6.2 Destination of pupils (%):

	Millburn Academy			HIGHLAND			SCOTLAND		
DESTINATION	21/22	22/23	23/24	21/22	22/23	23/24	21/22	22/23	23/24
Higher Education	40.66	37.56	42.21	34.11	33.1	32.07	41.27	40.3	40.8
Further Education	17.7	16.74	21.11	19.54	20.53	20.39	25.45	26.62	26.43
Training	1.43	0.45	1.51	1.52	1.9	3.04	2.91	3.35	3.89
Employment	33.97	40.72	33.67	38.73	39.05	40.4	25.12	24.34	23.08
Voluntary	1.43	0.45	0	0.31	0.53	0.42	0.47	0.52	0.58
Activity Agreements	0	0	0	0	0	0	0	0	0
Unemployed Seeking	1.91	1.81	0.5	2.89	2.95	2.05	2.32	2.24	2.16
Unemployed Not Seeking	2.39	1.81	1.01	1.76	1.62	1.45	1.55	1.57	1.86
Unknown	0.47	0	0	0.9	0.16	0	0.4	0.32	0.27

Note: National averages have been calculated from the figures for all available local authority and grant-aided schools, whereas the local authority averages are based on local authority schools only.

Designation: Assistant Chief Executive - People

Date: 21.1.26

Author Lyndsay Bradley

Background Notes:

- (For all figures marked with "C")
c = value suppressed to protect against the risk of disclosure of personal information
- All data used within this report comes from the most recently published source.

Appendices: n/a