

# The Highland Council

Agenda Item	12v
Report No	CIA/14/26

**Committee:** City of Inverness Area

**Date:** 20.01.26

**Report Title:** Inverness Royal Academy Associated School Group Overview

**Report By:** Assistant Chief Executive – People Cluster

## **1. Purpose/Executive Summary**

- 1.1 This report provides an update of key information in relation to the schools within the Inverness Royal Academy Associated School Group (ASG) and provides useful updated links to further information in relation to these schools.
- 1.2 The primary schools in this area serve 1576 pupils, ELC settings serve 427 children (375 in LA settings and 52 in Partner settings as at September Census), with the secondary school serving 1322 young people.

## **2. Recommendations**

- 2.1 Members are asked to:
  - i. Scrutinise and note the content of the report

## **3. Implications**

- 3.1 Resource  
There are no implications arising from this report.
- 3.2 Legal  
There are no implications arising from this report.
- 3.3 Risk  
The Service is committed to a sustained focus on progress and improvement to mitigate against the risk of under-performance which impacts on children and young people being able to achieve their full potential.
- 3.4 Health and Safety (risks arising from changes to plant, equipment, process, or people)  
There are no implications arising from this report.
- 3.5 Gaelic  
Continued improvements in primary phase Gaelic Medium Education attainment will support progress in secondary.

## 4. Impacts

- 4.1 In Highland, all policies, strategies or service changes are subject to an integrated screening for impact for Equalities, Poverty and Human Rights, Children's Rights and Wellbeing, Climate Change, Islands and Mainland Rural Communities, and Data Protection. Where identified as required, a full impact assessment will be undertaken.
- 4.2 Considering impacts is a core part of the decision-making process and needs to inform the decision-making process. When taking any decision, Members must give due regard to the findings of any assessment.
- 4.3 This is an update report and therefore an impact assessment is not required.

## 5. School Website Links

- 5.1 Secondary – [Link to Inverness Royal Academy website](#)  
Primary – [Link to School information on Highland Council website](#)

School	Link to School Webpage
Aldourie Primary	<a href="#">Aldourie Primary website</a>
Bun-Sgoil Ghàidhlig Inbhir Nis	<a href="#">Bun-Sgoil Ghàidhlig Inbhir Nis website</a>
Cauldeen Primary	<a href="#">Cauldeen Primary website</a>
Farr Primary (Inv)	<a href="#">Farr Primary (Inv) website</a>
Hilton Primary	<a href="#">Hilton Primary website</a>
Holm Primary	<a href="#">Holm Primary website</a>
Lochardil Primary	<a href="#">Lochardil Primary website</a>
Ness Castle Primary	<a href="#">Ness Castle Primary website</a>
Stratherrick Primary	<a href="#">Stratherrick Primary website</a>

- 5.2 Standards and Quality Reports – latest reports:

School	Leadership of change	Learning, teaching and assessment	Ensuring wellbeing, equality and inclusion	Raising attainment and achievement
Inverness Royal Academy	Satisfactory	Satisfactory	Satisfactory	Satisfactory
Aldourie Primary	Satisfactory	Good	Good	Good
Bun-Sgoil Ghàidhlig Inbhir Nis	Very Good	Very Good	Very Good	Very Good
Cauldeen Primary	Satisfactory	Satisfactory	Good	Satisfactory
Farr Primary (Inv)	Good	Good	Good	Good
Hilton Primary	Good	Good	Good	Satisfactory
Holm Primary	Good	Good	Good	Good
Lochardil Primary	Very Good	Very Good	Very Good	Very Good
Ness Castle Primary	Good	Good	Good	Good
Stratherrick Primary	Good	Good	Excellent	Very Good

ELC	Leadership of change	Learning, teaching and assessment	Ensuring wellbeing, equality and inclusion	Raising attainment and achievement
Bun-Sgoil Ghàidhlig Inbhir Nis Nursery	Very Good	Good	Very Good	Good
Cauldeen PS Nursery	Satisfactory	Satisfactory	Satisfactory	Satisfactory
Farr PS Nursery (Inv)	Very Good	Very Good	Very Good	Very Good
Hilton PS Nursery	Good	Satisfactory	Good	Satisfactory
Holm PS Nursery	Good	Good	Good	Good
Lochardil PS Nursery	Good	Good	Very Good	Good
Ness Castle PS Nursery	Good	Good	Good	Good
Stratherrick PS Nursery	Good	Good	Good	Good

## 6. Education Scotland Inspection Reports

### 6.1

School	Date of Latest Published Report	Link to Education Scotland Pages
Aldourie Primary	*+ 5 Years	<a href="#">Link</a>
Bun-Sgoil Ghàidhlig Inbhir Nis	19/09/2023	<a href="#">Link</a>
Cauldeen Primary	*+ 5 Years	<a href="#">Link</a>
Farr Primary (Inv)	*+ 5 Years	<a href="#">Link</a>
Hilton Primary	*+ 5 Years	<a href="#">Link</a>
Holm Primary	*+ 5 Years	<a href="#">Link</a>
Lochardil Primary	08/11/2022	<a href="#">Link</a>
Ness Castle Primary	-	-
Stratherrick Primary	03/06/2025	<a href="#">Link</a>

\*Education Scotland website shows review and inspection reports in last 5 years, older reports are no longer available to view on the site.

## 7. School Rolls

### 7.1 ASG School Rolls – Session 2025-26

Primary School	P1	P2	P3	P4	P5	P6	P7	Total
Aldourie Primary	1	1	1	3	1	8	2	17
Bun-sgoil Ghàidhlig Inbhir Nis	40	43	21	39	28	28	31	230
Cauldeen Primary	33	34	37	39	30	34	31	238
Farr Primary (Inv)	9	6	7	11	12	6	9	60
Hilton Primary	37	31	30	48	25	44	40	255
Holm Primary	28	33	25	40	35	26	37	224
Lochardil Primary	38	40	44	39	46	43	62	312
Ness Castle Primary	44	44	28	34	23	20	25	218
Stratherrick Primary	5	4	2	3	3	1	4	22
Total	235	236	195	256	203	210	241	1576

School Name	S1	S2	S3	S4	S5	S6	TOTAL S1-S6
Inverness Royal Academy	253	266	215	240	213	135	1322

## 7.2 School Roll and Capacity Forecasts

The school roll and capacity forecast for the ASG can be found here:

[https://www.highland.gov.uk/info/878/schools/818/school\\_roll\\_forecasts](https://www.highland.gov.uk/info/878/schools/818/school_roll_forecasts)

## 8. Attendance / Absence / Exclusions – Session 2024/25

### 8.1

Primary Schools	% Actual Attendance	% Authorised Absences	% Unauthorised Absences	(2024/25) No of Exclusions	(2024/25) Exclusion Rates per 1000 pupils
National Primary (2024-25)	93.10%	4.30%	2.60%	2004	5.3
Highland Primary (2024-25)	92.70%	5.10%	C	61	C
Aldourie Primary	94.31%	2.96%	2.72%	-	-
Bun-sgoil Ghàidhlig Inbhir Nis	95.77%	3.67%	0.56%	-	-
Cauldeen Primary	89.44%	6.94%	3.56%	12	47.8
Farr Primary (Inv)	95.02%	3.19%	1.80%	-	-
Hilton Primary	91.16%	5.65%	3.19%	-	-
Holm Primary	93.65%	4.27%	C	C	C
Lochardil Primary	95.54%	3.43%	1.03%	-	-
Ness Castle Primary	93.48%	4.65%	1.87%	-	-
Stratherrick Primary	93.42%	4.87%	1.71%	-	-

Secondary School	% Actual Attendance	% Authorised Absences	% Unauthorised Absences	(2024/25) No of Exclusions	(2024/25) Exclusion Rates per 1000 pupils
National Secondary (2024-25)	88.40%	6.60%	5.00%	8472	26.9
Highland Secondary (2024-25)	86.80%	7.50%	5.70%	454	32.7
Inverness Royal Academy	86.55%	6.63%	6.76%	69	52.4

c = value suppressed to protect against the risk of disclosure of personal information

## 9. Attainment Profile

### 9.1 Primary Attainment – Pupils Achieving Expected National Curriculum for Excellence Levels – P1, 4, 7 Combined, Literacy and Numeracy

2024/25	Roll P1/4/7	Reading	Writing	Listening & Talking	Numeracy
<b>National</b>		81%	77%	88%	80%
<b>Highland</b>		77%	72%	87%	75%
Aldourie Primary	5	c	c	c	c
Bun-Sgoil Ghàidhlig Inbhir Nis	98	80-90%	80-90%	80-90%	80-90%
Cauldeen Primary	104	50-60%	40-50%	70-80%	50-60%
Farr Primary (Inv)	24	70-80%	70-80%	70-80%	70-80%
Hilton Primary	94	60-70%	50-60%	80-90%	60-70%
Holm Primary	95	70-80%	60-70%	80-90%	70-80%
Lochardil Primary	144	90+%	80-90%	90+%	90+%
Ness Castle Primary	94	80-90%	70-80%	90+%	70-80%
Stratherrick Primary	7	c	c	c	c

2023/24	Roll P1/4/7	Reading	Writing	Listening & Talking	Numeracy
<b>National</b>		81%	76%	87%	80%
<b>Highland</b>		76%	71%	87%	74%
Aldourie Primary	13	c	c	c	c
Bun-Sgoil Ghàidhlig Inbhir Nis	79	80-90%	70-80%	90+%	60-70%
Cauldeen Primary	121	50-60%	50-60%	70-80%	60-70%
Farr Primary (Inv)	27	90+%	90+%	90+%	90+%
Hilton Primary	127	50-60%	50-60%	70-80%	50-60%
Holm Primary	88	70-80%	70-80%	90+%	80-90%
Lochardil Primary	126	90+%	80-90%	90+%	80-90%
Ness Castle Primary	57	70-80%	60-70%	90+%	70-80%
Stratherrick Primary	5	c	c	c	c

2022/23	Roll P1/4/7	Reading	Writing	Listening & Talking	Numeracy
<b>National</b>		80%	75%	87%	80%
<b>Highland</b>		74%	68%	74%	72%
Aldourie Primary	7	c	c	c	c
Bun-Sgoil Ghàidhlig Inbhir Nis	112	80-90%	70-80%	90+%	60-70%
Cauldeen Primary	88	40-50%	30-40%	60-70%	50-60%
Farr Primary (Inv)	32	80-90%	70-80%	70-80%	70-80%
Hilton Primary	122	50-60%	60-70%	80-90%	50-60%
Holm Primary	121	80-90%	70-80%	90+%	70-80%
Lochardil Primary	145	80-90%	80-90%	90+%	80-90%
Ness Castle Primary	51	70-80%	60-70%	70-80%	70-80%
Stratherrick Primary	8	c	c	c	c

c = value suppressed to protect against the risk of disclosure of personal information

## 9.2 Secondary Attainment – Literacy

School Leavers Achieving Literacy			
Establishment	Year	% Level 4 Literacy	% Level 5 Literacy
Inverness Royal Academy	2023/24	94%	82%
Virtual Comparator	2023/24	93%	82%
Inverness Royal Academy	2022/23	93%	77%
Virtual Comparator	2022/23	93%	82%
Inverness Royal Academy	2021/22	C	90%
Virtual Comparator	2021/22	C	90%

c = value suppressed to protect against the risk of disclosure of personal information

### 9.2.1 Secondary Attainment – Numeracy

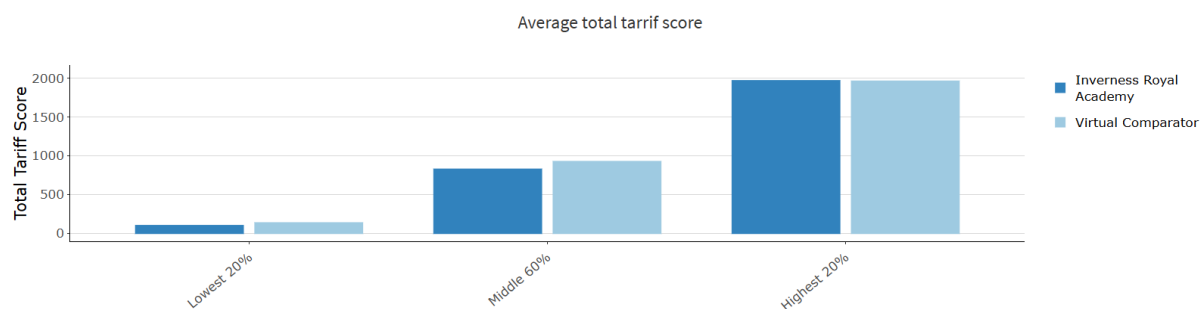
School Leavers Achieving Numeracy			
Establishment	Year	% Level 4 Numeracy	% Level 5 Numeracy
Inverness Royal Academy	2023/24	82%	61%
Virtual Comparator	2023/24	90%	74%
Inverness Royal Academy	2022/23	83%	59%
Virtual Comparator	2022/23	90%	72%
Inverness Royal Academy	2021/22	92%	74%
Virtual Comparator	2021/22	96%	81%

c = value suppressed to protect against the risk of disclosure of personal information

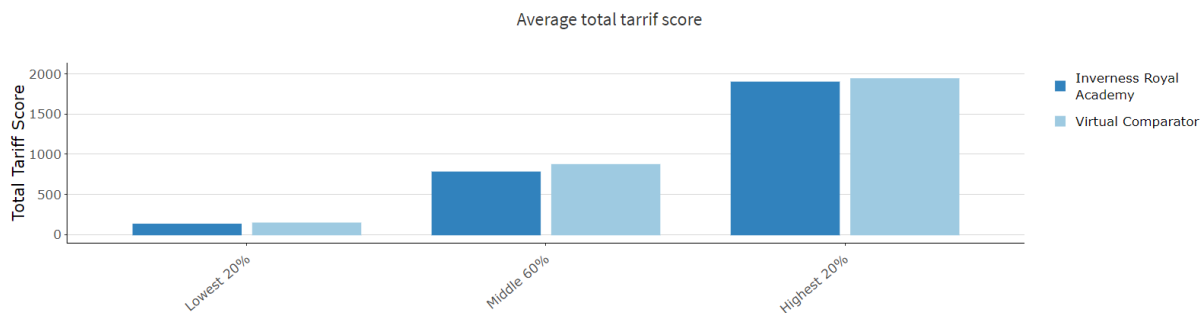
### 9.2.2 Senior Phase

Average Total Tariff for Leavers				
Establishment	Year	Lowest 20%	Middle 60%	Highest 20%
Inverness Royal Academy	2023/24	99	826	1968
Virtual Comparator	2023/24	134	925	1962
Inverness Royal Academy	2022/23	127	776	1896
Virtual Comparator	2022/23	141	869	1938
Inverness Royal Academy	2021/22	247	988	1937
Virtual Comparator	2021/22	255	1121	2038

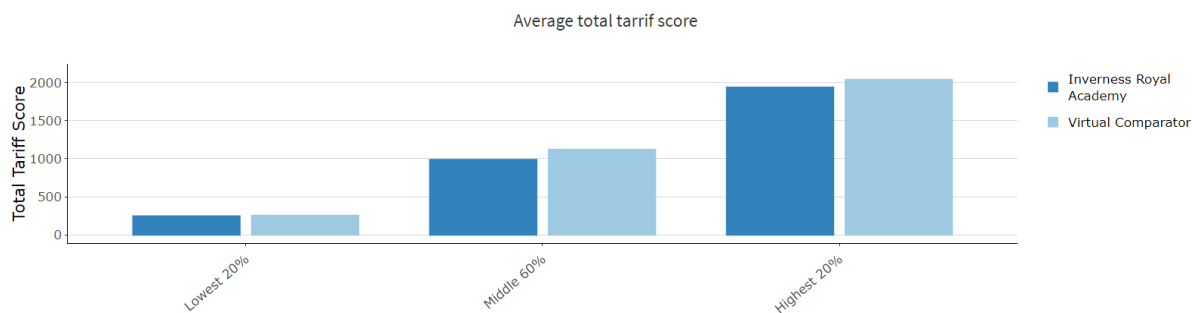
## 9.3 2023/24



## 9.4 2022/23



## 9.5 2021/22



## 9.6 Pupil Destinations 16+

Leaver destination information is taken from the School Leaver Destination data collected by Skills Development Scotland (SDS) on behalf of the Scottish Government.

	% Positive Destinations		
	2021/22	2022/23	2023/24
Inverness Royal Academy	96.23	95.35	97.3
Highland	94.45	95.27	96.5
Scotland	95.74	95.87	95.71

### 9.6.1 Number of pupils leaving in school year:

	Inverness Royal Academy	HIGHLAND	SCOTLAND
2021/22	212	2559	55211
2022/23	215	2474	54719
2023/24	296	2629	55961

## 9.6.2 Destination of pupils (%):

	Inverness Royal Academy			HIGHLAND			SCOTLAND		
DESTINATION	21/22	22/23	23/24	21/22	22/23	23/24	21/22	22/23	23/24
Higher Education	37.26	34.42	34.8	34.11	33.1	32.07	41.27	40.3	40.8
Further Education	17.92	20.47	17.57	19.54	20.53	20.39	25.45	26.62	26.43
Training	0.94	1.86	4.05	1.52	1.9	3.04	2.91	3.35	3.89
Employment	40.09	38.14	40.88	38.73	39.05	40.4	25.12	24.34	23.08
Voluntary	0	0.47	0	0.31	0.53	0.42	0.47	0.52	0.58
Activity Agreements	0	0	0	0	0	0	0	0	0
Unemployed Seeking	2.35	3.26	2.03	2.89	2.95	2.05	2.32	2.24	2.16
Unemployed Not Seeking	1.41	1.4	0.68	1.76	1.62	1.45	1.55	1.57	1.86
Unknown	0	0	0	0.9	0.16	0	0.4	0.32	0.27

Note: National averages have been calculated from the figures for all available local authority and grant-aided schools, whereas the local authority averages are based on local authority schools only.

Designation: Assistant Chief Executive - People

Date: 20.01.26

Author: Toni Macartney Area Quality Improvement Manager

### Background Notes:

- (For all figures marked with "C")  
c = value suppressed to protect against the risk of disclosure of personal information
- All data used within this report comes from the most recently published source.

Appendices: n/a