

# The Highland Council

|             |           |
|-------------|-----------|
| Agenda Item | 12vi      |
| Report No   | CIA/14/26 |

**Committee:** City of Inverness Area

**Date:** 20.01.26

**Report Title:** Inverness High Associated School Group Overview

**Report By:** Assistant Chief Executive – People Cluster

## **1. Purpose/Executive Summary**

- 1.1 This report provides an update of key information in relation to the schools within the Inverness High Associated School Group (ASG) and provides useful updated links to further information in relation to these schools.
- 1.2 The primary schools in this area serve 789 pupils, ELC settings serve 196 children (117 in LA settings and 79 in Partner settings as at September Census), with the secondary school serving 482 young people.

## **2. Recommendations**

- 2.1 Members are asked to:
  - i. Scrutinise and note the content of the report

## **3. Implications**

- 3.1 Resource  
There are no implications arising from this report.
- 3.2 Legal  
There are no implications arising from this report.
- 3.3 Risk  
The Service is committed to a sustained focus on progress and improvement to mitigate against the risk of under-performance which impacts on children and young people being able to achieve their full potential.
- 3.4 Health and Safety (risks arising from changes to plant, equipment, process, or people)  
There are no implications arising from this report.
- 3.5 Gaelic  
Continued improvements in primary phase Gaelic Medium Education attainment will support progress in secondary.

#### 4. Impacts

- 4.1 In Highland, all policies, strategies or service changes are subject to an integrated screening for impact for Equalities, Poverty and Human Rights, Children's Rights and Wellbeing, Climate Change, Islands and Mainland Rural Communities, and Data Protection. Where identified as required, a full impact assessment will be undertaken.
- 4.2 Considering impacts is a core part of the decision-making process and needs to inform the decision-making process. When taking any decision, Members must give due regard to the findings of any assessment.
- 4.3 This is an update report and therefore an impact assessment is not required.

#### 5. School Website Links

- 5.1 Secondary – [Link to Inverness High website](#)  
Primary – [Link to School information on Highland Council website](#)

| School                | Link to School Webpage                        |
|-----------------------|---|
| Bishop Eden's Primary | <a href="#">Bishop Eden's Primary website</a> |
| Central Primary       | <a href="#">Central Primary website</a>       |
| Dalneigh Primary      | <a href="#">Dalneigh Primary website</a>      |
| Merkinch Primary      | <a href="#">Merkinch Primary website</a>      |
| St Joseph's Primary   | <a href="#">St Joseph's Primary website</a>   |

- 5.2 Standards and Quality Reports – latest reports:

| School                | Leadership of change | Learning, teaching and assessment | Ensuring wellbeing, equality and inclusion | Raising attainment and achievement |
|-----------------------|----------------------|-----------------------------------|--|------------------------------------|
| Inverness High School | Satisfactory         | Satisfactory                      | Weak                                       | Weak                               |
| Bishop Eden's Primary | Satisfactory         | Satisfactory                      | Good                                       | Satisfactory                       |
| Central Primary       | Good                 | Good                              | Good                                       | Good                               |
| Dalneigh Primary      | Good                 | Good                              | Good                                       | Good                               |
| Merkinch Primary      | Good                 | Satisfactory                      | Good                                       | Satisfactory                       |
| St Joseph's Primary   | Good                 | Good                              | Good                                       | Good                               |

| ELC                    | Leadership of change | Learning, teaching and assessment | Ensuring wellbeing, equality and inclusion | Raising attainment and achievement |
|------------------------|----------------------|-----------------------------------|--|------------------------------------|
| Central PS Nursery     | Good                 | Good                              | Good                                       | Good                               |
| Dalneigh PS Nursery    | Good                 | Good                              | Good                                       | Good                               |
| Merkinch PS Nursery    | Satisfactory         | Satisfactory                      | Satisfactory                               | Satisfactory                       |
| St Joseph's PS Nursery | Good                 | Good                              | Good                                       | Satisfactory                       |

## 6. Education Scotland Inspection Reports

### 6.1

| School                | Date of Latest Published Report | Link to Education Scotland Pages |
|-----------------------|---------------------------------|----------------------------------|
| Bishop Eden's Primary | *+ 5 Years                      | <a href="#">Link</a>             |
| Central Primary       | *+ 5 Years                      | <a href="#">Link</a>             |
| Dalneigh Primary      | *+ 5 Years                      | <a href="#">Link</a>             |
| Merkinch Primary      | *+ 5 Years                      | <a href="#">Link</a>             |
| St Joseph's Primary   | *+ 5 Years                      | <a href="#">Link</a>             |

\*Education Scotland website shows review and inspection reports in last 5 years, older reports are no longer available to view on the site.

## 7. School Rolls

### 7.1 ASG School Rolls – Session 2025-26

| Primary School         | P1 | P2  | P3  | P4  | P5  | P6  | P7  | Total |
|------------------------|----|-----|-----|-----|-----|-----|-----|-------|
| Bishop Eden's Primary  | 2  | 2   | 5   | 7   | 5   | 4   | 2   | 27    |
| Central Primary        | 21 | 29  | 17  | 31  | 15  | 27  | 20  | 160   |
| Dalneigh Primary       | 23 | 29  | 29  | 37  | 34  | 27  | 52  | 231   |
| Merkinch Primary       | 30 | 29  | 36  | 37  | 22  | 34  | 28  | 216   |
| St Joseph's RC Primary | 18 | 19  | 21  | 22  | 27  | 23  | 25  | 155   |
| Total                  | 94 | 108 | 108 | 134 | 103 | 115 | 127 | 789   |

| School Name           | S1 | S2 | S3  | S4 | S5 | S6 | TOTAL S1-S6 |
|-----------------------|----|----|-----|----|----|----|-------------|
| Inverness High School | 97 | 80 | 103 | 91 | 67 | 44 | 482         |

### 7.2 School Roll and Capacity Forecasts

The school roll and capacity forecast for the ASG can be found here:

[https://www.highland.gov.uk/info/878/schools/818/school\\_roll\\_forecasts](https://www.highland.gov.uk/info/878/schools/818/school_roll_forecasts)

## 8. Attendance / Absence / Exclusions – Session 2024/25

### 8.1

| Primary Schools            | % Actual Attendance | % Authorised Absences | % Unauthorised Absences | (2024/25) No of Exclusions | (2024/25) Exclusion Rates per 1000 pupils |
|----------------------------|---------------------|-----------------------|-------------------------|----------------------------|---|
| National Primary (2024-25) | 93.10%              | 4.30%                 | 2.60%                   | 2004                       | 5.3                                       |
| Highland Primary (2024-25) | 92.70%              | 5.10%                 | C                       | 61                         | C   |
| Bishop Eden's Primary      | 93.22%              | 5.23%                 | 1.56%                   | -                          | -   |
| Central Primary            | 92.98%              | 5.50%                 | 1.52%                   | -                          | -   |
| Dalneigh Primary           | 90.90%              | 8.00%                 | 1.09%                   | -                          | -   |
| Merkinch Primary           | 87.70%              | 7.03%                 | C                       | C                          | C   |
| St Joseph's RC Primary     | 92.89%              | 4.34%                 | 2.77%                   | -                          | -   |

| Secondary School             | % Actual Attendance | % Authorised Absences | % Unauthorised Absences | (2024/25) No of Exclusions | (2024/25) Exclusion Rates per 1000 pupils |
|------------------------------|---------------------|-----------------------|-------------------------|----------------------------|---|
| National Secondary (2024-25) | 88.40%              | 6.60%                 | 5.00%                   | 8472                       | 26.9                                      |
| Highland Secondary (2024-25) | 86.80%              | 7.50%                 | 5.70%                   | 454                        | 32.7                                      |
| Inverness High School        | 80.81%              | 8.32%                 | 10.67%                  | 49                         | 101.9                                     |

c = value suppressed to protect against the risk of disclosure of personal information

## 9. Attainment Profile

### 9.1 Primary Attainment – Pupils Achieving Expected National Curriculum for Excellence Levels – P1, 4, 7 Combined, Literacy and Numeracy

| 2024/25               | Roll P1/4/7 | Reading | Writing | Listening & Talking | Numeracy |
|-----------------------|-------------|---------|---------|---------------------|----------|
| <b>National</b>       |             | 81%     | 77%     | 88%                 | 80%      |
| <b>Highland</b>       |             | 77%     | 72%     | 87%                 | 75%      |
| Bishop Eden's Primary | 11          | c       | c       | c                   | c        |
| Central Primary       | 70          | 80-90%  | 80-90%  | 90+%                | 80-90%   |
| Dalneigh Primary      | 101         | 70-80%  | 60-70%  | 80-90%              | 60-70%   |
| Merkinch Primary      | 90          | 50-60%  | 40-50%  | 60-70%              | 40-50%   |
| St Joseph's Primary   | 71          | 80-90%  | 70-80%  | 90+%                | 80-90%   |

| <b>2023/24</b>        | <b>Roll<br/>P1/4/7</b> | <b>Reading</b> | <b>Writing</b> | <b>Listening<br/>&amp; Talking</b> | <b>Numeracy</b> |
|-----------------------|------------------------|----------------|----------------|------------------------------------|-----------------|
| <b>National</b>       |                        | 81%            | 76%            | 87%                                | 80%             |
| <b>Highland</b>       |                        | 76%            | 71%            | 87%                                | 74%             |
| Bishop Eden's Primary | 11                     | c              | c              | c                                  | c               |
| Central Primary       | 65                     | 80-90%         | 80-90%         | 90+%                               | 80-90%          |
| Dalneigh Primary      | 93                     | 70-80%         | 70-80%         | 70-80%                             | 70-80%          |
| Merkinch Primary      | 101                    | 50-60%         | 40-50%         | 60-70%                             | 40-50%          |
| St Joseph's Primary   | 51                     | 80-90%         | 70-80%         | 90+%                               | 80-90%          |

| <b>2022/23</b>        | <b>Roll<br/>P1/4/7</b> | <b>Reading</b> | <b>Writing</b> | <b>Listening<br/>&amp; Talking</b> | <b>Numeracy</b> |
|-----------------------|------------------------|----------------|----------------|------------------------------------|-----------------|
| <b>National</b>       |                        | 80%            | 75%            | 87%                                | 80%             |
| <b>Highland</b>       |                        | 74%            | 68%            | 74%                                | 72%             |
| Bishop Eden's Primary | 13                     | c              | c              | c                                  | c               |
| Central Primary       | 86                     | 80-90%         | 70-80%         | 80-90%                             | 80-90%          |
| Dalneigh Primary      | 113                    | 60-70%         | 60-70%         | 70-80%                             | 70-80%          |
| Merkinch Primary      | 112                    | 50-60%         | 40-50%         | 60-70%                             | 50-60%          |
| St Joseph's Primary   | 57                     | 80-90%         | 80-90%         | 90+%                               | 80-90%          |

c = value suppressed to protect against the risk of disclosure of personal information

## 9.2 Secondary Attainment – Literacy

| <b>School Leavers Achieving Literacy</b> |             |                           |                           |
|--|-------------|---------------------------|---------------------------|
| <b>Establishment</b>                     | <b>Year</b> | <b>% Level 4 Literacy</b> | <b>% Level 5 Literacy</b> |
| Inverness High School                    | 2023/24     | 77%                       | 52%                       |
| Virtual Comparator                       | 2023/24     | 89%                       | 70%                       |
| Inverness High School                    | 2022/23     | 90%                       | 59%                       |
| Virtual Comparator                       | 2022/23     | 86%                       | 66%                       |
| Inverness High School                    | 2021/22     | 87%                       | 57%                       |
| Virtual Comparator                       | 2021/22     | 88%                       | 65%                       |

c = value suppressed to protect against the risk of disclosure of personal information

### 9.2.1 Secondary Attainment – Numeracy

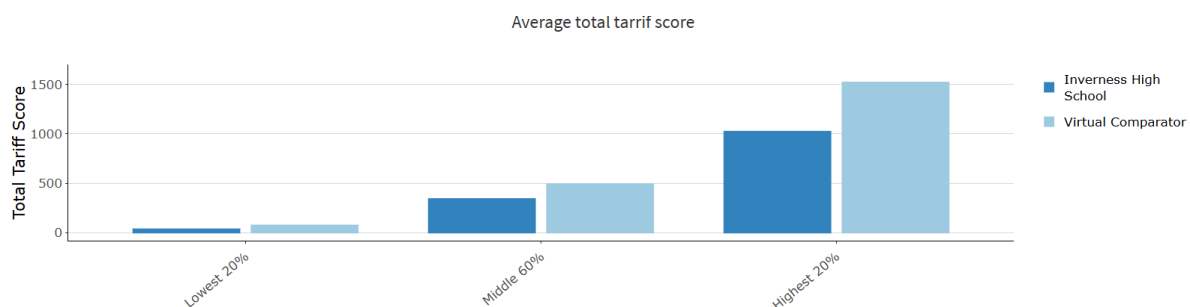
| <b>School Leavers Achieving Numeracy</b> |             |                           |                           |
|--|-------------|---------------------------|---------------------------|
| <b>Establishment</b>                     | <b>Year</b> | <b>% Level 4 Numeracy</b> | <b>% Level 5 Numeracy</b> |
| Inverness High School                    | 2023/24     | 75%                       | 46%                       |
| Virtual Comparator                       | 2023/24     | 86%                       | 56%                       |
| Inverness High School                    | 2022/23     | 77%                       | 50%                       |
| Virtual Comparator                       | 2022/23     | 83%                       | 54%                       |
| Inverness High School                    | 2021/22     | 75%                       | 47%                       |
| Virtual Comparator                       | 2021/22     | 82%                       | 51%                       |

c = value suppressed to protect against the risk of disclosure of personal information

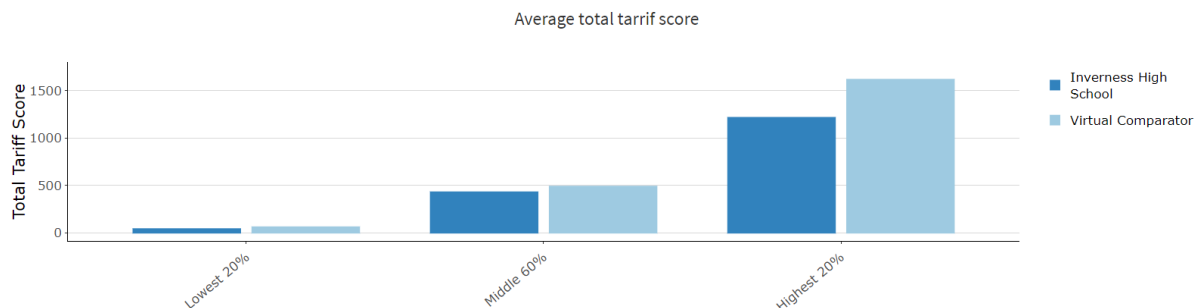
## 9.2.2 Senior Phase

| Average Total Tariff for Leavers |         |            |            |             |
|----------------------------------|---------|------------|------------|-------------|
| Establishment                    | Year    | Lowest 20% | Middle 60% | Highest 20% |
| Inverness High School            | 2023/24 | 35         | 342        | 1024        |
| Virtual Comparator               | 2023/24 | 74         | 493        | 1522        |
| Inverness High School            | 2022/23 | 40         | 429        | 1215        |
| Virtual Comparator               | 2022/23 | 60         | 489        | 1617        |
| Inverness High School            | 2021/22 | 35         | 387        | 1232        |
| Virtual Comparator               | 2021/22 | 69         | 487        | 1562        |

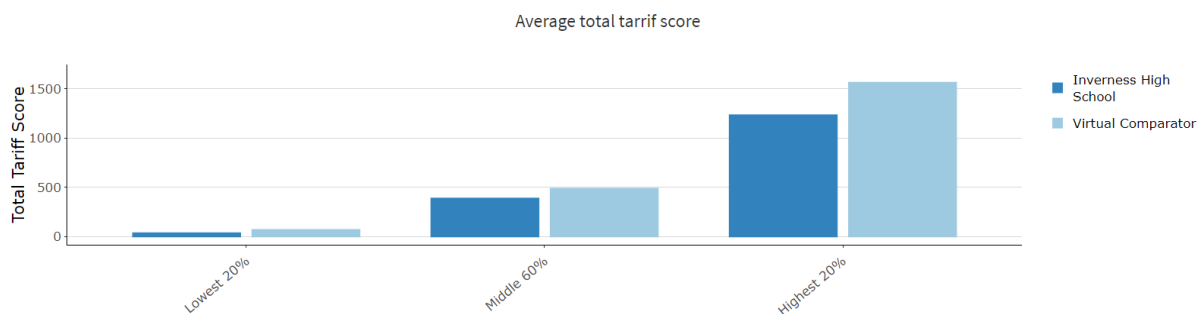
## 9.3 2023/24



## 9.4 2022/23



## 9.5 2021/22



## 9.6 Pupil Destinations 16+

Leaver destination information is taken from the School Leaver Destination data collected by Skills Development Scotland (SDS) on behalf of the Scottish Government.

|                       | % Positive Destinations |         |         |
|-----------------------|-------------------------|---------|---------|
|                       | 2021/22                 | 2022/23 | 2023/24 |
| Inverness High School | 86.21                   | 84.68   | 92      |
| Highland              | 94.45                   | 95.27   | 96.5    |
| Scotland              | 95.74                   | 95.87   | 95.71   |

### 9.6.1 Number of pupils leaving in school year:

|         | Inverness High School | HIGHLAND | SCOTLAND |
|---------|-----------------------|----------|----------|
| 2021/22 | 116                   | 2559     | 55211    |
| 2022/23 | 111                   | 2474     | 54719    |
| 2023/24 | 100                   | 2629     | 55961    |

### 9.6.2 Destination of pupils (%):

|                        | Inverness High School |       |       | HIGHLAND |       |       | SCOTLAND |       |       |
|------------------------|-----------------------|-------|-------|----------|-------|-------|----------|-------|-------|
| DESTINATION            | 21/22                 | 22/23 | 23/24 | 21/22    | 22/23 | 23/24 | 21/22    | 22/23 | 23/24 |
| Higher Education       | 13.79                 | 13.51 | 13    | 34.11    | 33.1  | 32.07 | 41.27    | 40.3  | 40.8  |
| Further Education      | 38.79                 | 22.52 | 27    | 19.54    | 20.53 | 20.39 | 25.45    | 26.62 | 26.43 |
| Training               | 1.72                  | 8.11  | 5     | 1.52     | 1.9   | 3.04  | 2.91     | 3.35  | 3.89  |
| Employment             | 31.89                 | 40.54 | 45    | 38.73    | 39.05 | 40.4  | 25.12    | 24.34 | 23.08 |
| Voluntary              | 0                     | 0     | 1     | 0.31     | 0.53  | 0.42  | 0.47     | 0.52  | 0.58  |
| Activity Agreements    | 0                     | 0     | 0     | 0        | 0     | 0     | 0        | 0     | 0     |
| Unemployed Seeking     | 6.89                  | 12.61 | 6     | 2.89     | 2.95  | 2.05  | 2.32     | 2.24  | 2.16  |
| Unemployed Not Seeking | 5.17                  | 2.7   | 2     | 1.76     | 1.62  | 1.45  | 1.55     | 1.57  | 1.86  |
| Unknown                | 1.72                  | 0     | 0     | 0.9      | 0.16  | 0     | 0.4      | 0.32  | 0.27  |

**Note:** National averages have been calculated from the figures for all available local authority and grant-aided schools, whereas the local authority averages are based on local authority schools only.

Designation: Assistant Chief Executive - People

Date: 20.01.26

Author: Toni Macartney

Background Notes:

- (For all figures marked with "C")  
c = value suppressed to protect against the risk of disclosure of personal information
- All data used within this report comes from the most recently published source.

Appendices: n/a