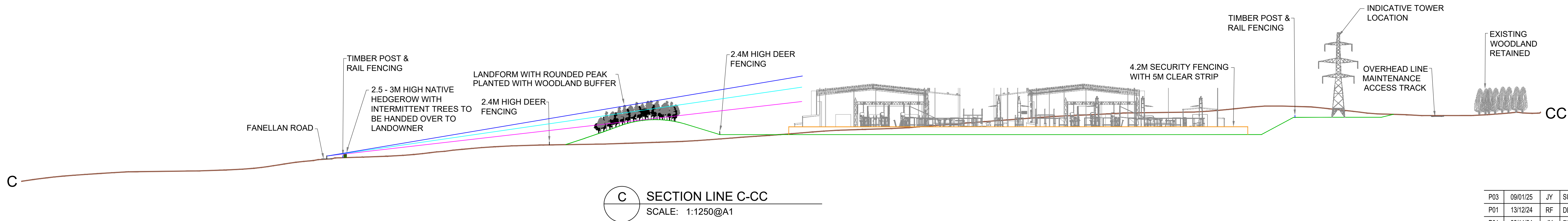
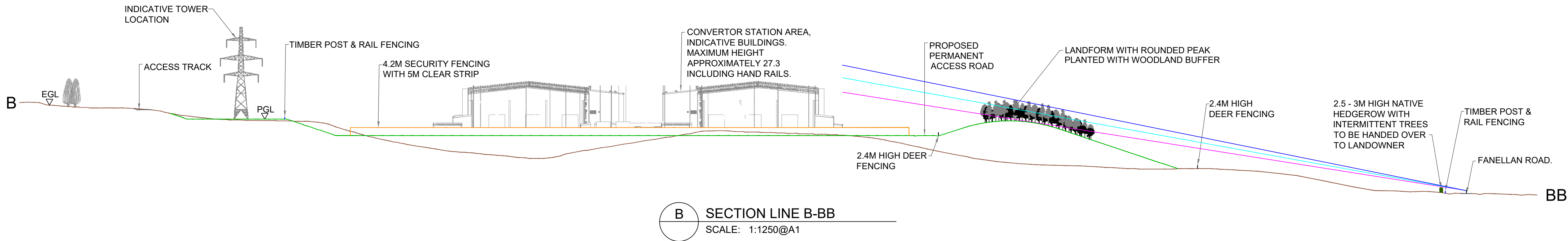
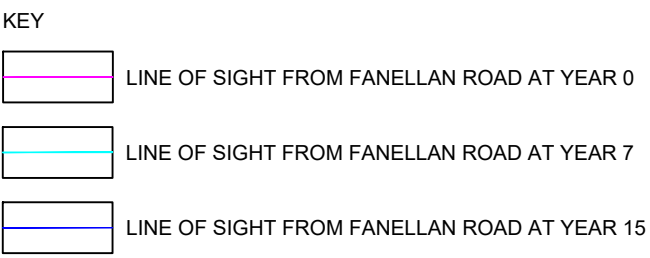
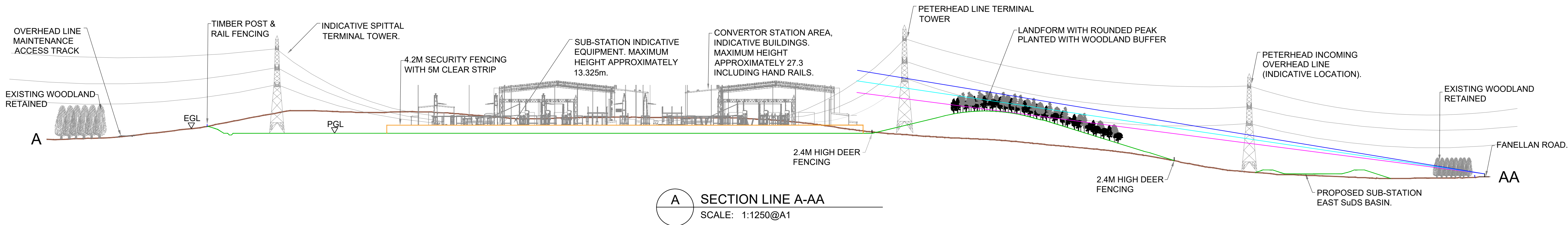
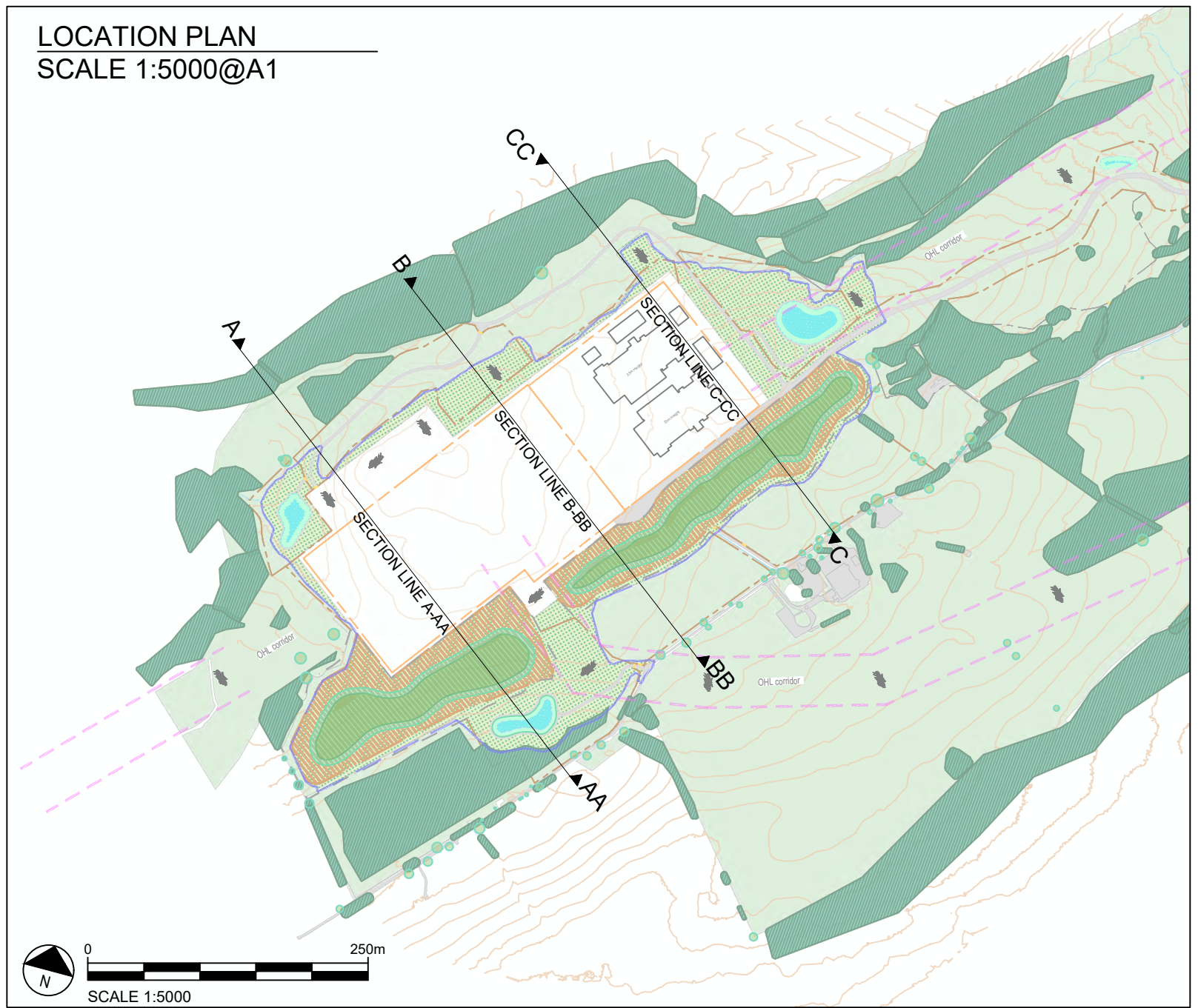


DO NOT SCALE



LOCATION PLAN
SCALE 1:5000@A1



Note.
See Drawing no. 70112533_WSP_LUD_FHB_DR_LA_0001 Landscape Mitigation Plan for more information



P03	09/01/25	JY	SUB-STATION BUILDING HEIGHTS UPDATED	SL	KM
P01	13/12/24	RF	DEER FENCE REVIEW	SL	KM
P01	22/11/24	JY	FIRST ISSUE	SL	KM
REV	DATE	BY	DESCRIPTION	CHK	APP

DRAWING STATUS: S3 - FOR REVIEW



No 8 First Street, Manchester, M15 4RP, UK
T+ 44 (0) 161 200 5000
wsp.com

CLIENT: SSEN

ARCHITECT: WSP

SITE/PROJECT: BEAULY HUB 400kV SWITCHING STATION AND HVDC CONVERTOR STATION

TITLE: FIGURE 8.10.
FANELLAN HUB LANDSCAPE
SECTIONAL ELEVATIONS

SCALE @ A1: 1:1250	CHECKED: SL	APPROVED: KM
PROJECT NO: 70112533	DESIGNED: SL	DRAWN: JY
		DATE: January 25

DRAWING NO: 70112533_WSP_LUD_FHB_DE_LA_0001	REV: P03
---	----------

© WSP UK Ltd



NOTES

- 1. DO NOT SCALE FROM THIS DRAWING MANUALLY OR ELECTRONICALLY.
- 2. THIS DRAWING IS TO BE READ IN CONJUNCTION WITH ALL OTHER RELEVANT PROJECT INFORMATION.
- 3. ALL DATUM LEVELS ARE IN METRES AND DIMENSIONS ARE IN METRES UNLESS OTHERWISE STATED.
- 4. REFER TO DRAWINGS LT459-SWE-XX-D-X-0002 AND LT459-SWE-XX-D-X-0003 FOR FURTHER DETAILS OF THE SITE LAYOUT.
- 5. REFER TO DRAWING LT45-SWE-XX-D-X-0001 FOR THE MAIN DEVELOPMENT LOCATION PLAN.

KEY TO DRAWING

PLANNING RED LINE BOUNDARY (223 HA)

P02	27/02/2025	FOR PLANNING	RL	NG	CB
P01	27/11/2024	FOR PLANNING	RL	NG	CB
Rev	Date	Amendment Details	Dr'n	Chk'	App'

This drawing should not be relied on or used in circumstances other than those for which it was originally prepared and for which Sweco UK Limited was commissioned. Sweco UK Limited accepts no responsibility for this drawing to any party other than the person by whom it was commissioned. Any party which breaches the provisions of this disclaimer shall indemnify Sweco UK Limited for all loss or damage arising therefrom.

2nd Floor, Quay 2
139 Fountainbridge
Edinburgh
EH3 9QG
Tel: +44 (0)131 550 6300
Web: www.sweco.co.uk



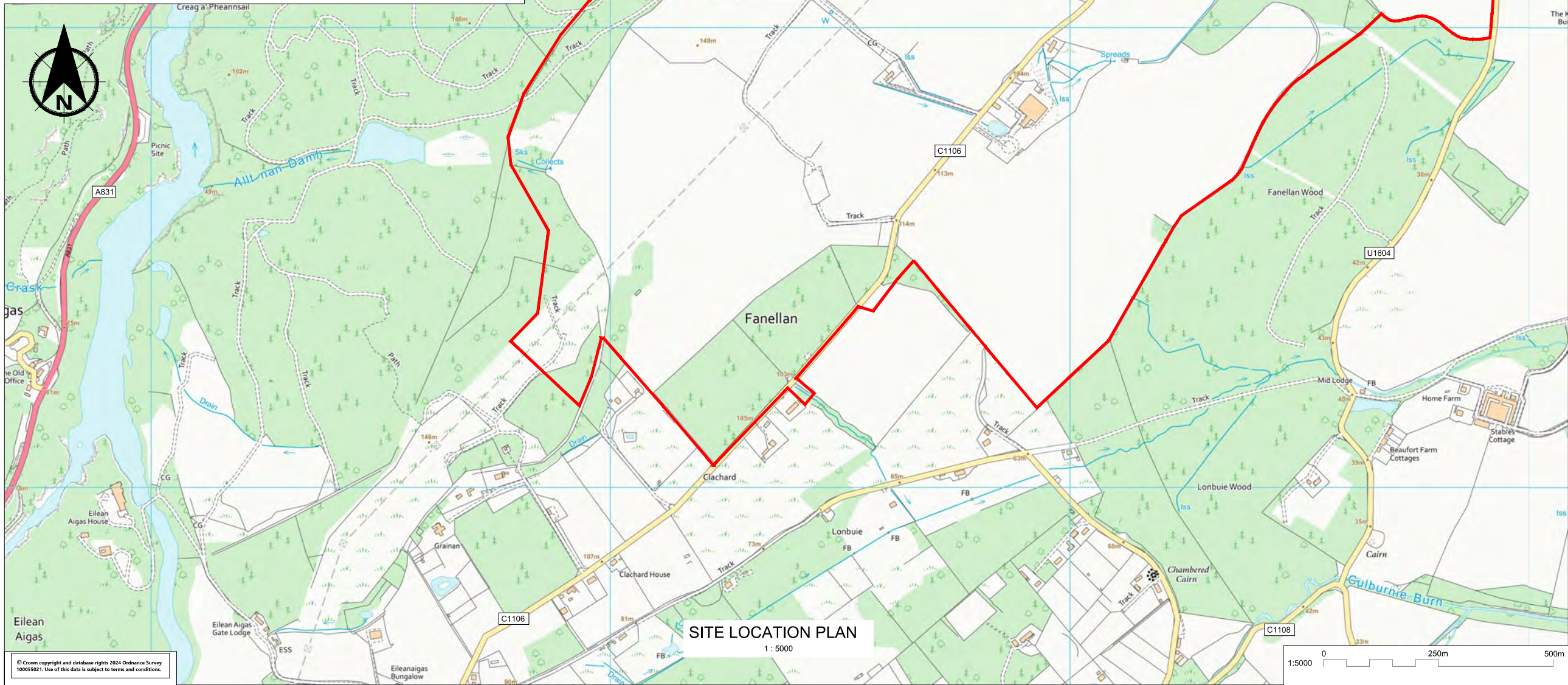
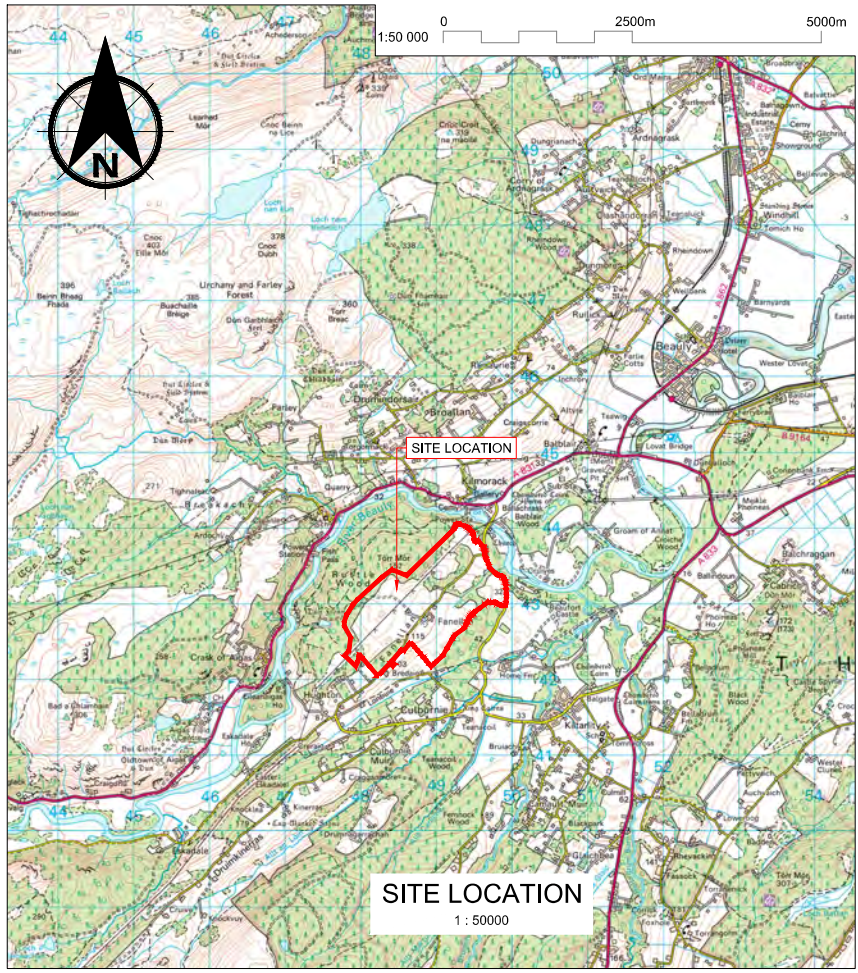
Client

TRANSMISSION

FANELLAN
400kV SWITCHING STATION AND
HVDC CONVERTOR STATION

SUPPLEMENTARY
LOCATION PLAN
SHEET 1 OF 1

Purpose Of Issue PRELIMINARY				
Status	Status Description FOR REVIEW AND ACCEPTANCE			
Drawn	RL	Designed	RL	Checked
Sheet Size	A1	Scale	1:25000	Sweco Ref
Drawing Number	LT459-SWE-XX-XX-D-X-0006			



NOTES

- DO NOT SCALE FROM THIS DRAWING MANUALLY OR ELECTRONICALLY.
- THIS DRAWING IS TO BE READ IN CONJUNCTION WITH ALL OTHER RELEVANT PROJECT INFORMATION.
- ALL DATUM LEVELS ARE IN METRES AND DIMENSIONS ARE IN METRES UNLESS OTHERWISE STATED.
- REFER TO DRAWINGS LT459-SWE-XX-D-X-0002 AND LT459-SWE-XX-D-X-0003 FOR FURTHER DETAILS OF THE SITE LAYOUT.

KEY TO DRAWING

- PLANNING RED LINE BOUNDARY (223 HA)
- CONIFEROUS TREES
- NON-CONIFEROUS TREES
- BRAKEN, HEATH OR ROUGH GRASSLAND
- WATER
- BUILDINGS
- BOUNDARY WALL OR FENCE
- ISSUES
- WELL
- EXISTING GROUND LEVEL
- 400kV OVERHEAD LINE AND TOWER
- EXISTING TRACK
- WATERCOURSE FORMATION
- C CLASS OR UNCLASSIFIED ROAD
- A CLASS ROAD

P09	28/11/2024	LEGEND ADDED	RL	NG	CB
P08	08/08/2024	TITLE UPDATED	RL	NG	CB
P07	30/04/2024	BOUNDARY UPDATED	RL	NG	CB
P06	19/04/2024	DESIGN FIX 2C	RL	NG	CB
P05	30/01/2024	PAN BOUNDARY UPDATED	RL	NG	CB
P04	19/01/2024	PAN BOUNDARY UPDATED	RL	NG	CB
P03	15/12/2023	DESIGN FIX A	MA	RL	CB
P02	15/11/2023	RLB INCREASED	MA	RL	CB
P01	10/10/2023	FOR COMMENT	MA	RL	CB
Rev	Date	Amendment Details	Dr'n	Chk'	App'

This drawing should not be relied on or used in circumstances other than those for which it was originally prepared and for which Sweco UK Limited was commissioned. Sweco UK Limited accepts no responsibility for this drawing to any party other than the person by whom it was commissioned. Any party which breaches the provisions of this disclaimer shall indemnify Sweco UK Limited for all loss or damage arising therefrom.
COPYRIGHT © Sweco 2022

2nd Floor, Quay 2
139 Fountainbridge
Edinburgh
EH3 9QG
Tel: +44 (0)131 550 6300
Web: www.sweco.co.uk



Project Title
**FANELLAN
400kV SWITCHING STATION AND
HVDC CONVERTOR STATION**

Drawing Title
**SITE LOCATION PLAN
SHEET 1 OF 1**

Purpose Of Issue
PRELIMINARY

Status
S5 FOR REVIEW AND ACCEPTANCE

Drawn	MA	Designed	RL	Checked	RL	Approved	CB
Sheet Size	A1	Scale	AS SHOWN	Sweco Ref	65209842	Revision	P09

Drawing Number
LT459-SWE-XX-XX-D-X-0001