

# The Highland Council

Agenda Item	3
Report No	SR/1/26

**Committee:** Isle of Skye and Raasay Area Committee

**Date:** 16<sup>th</sup> February 2026

**Report Title:** Scottish Fire and Rescue Service Area Committee Performance Report

**Report By:** Local Senior Officer for Highland

## 1 Purpose/Executive Summary

- 1.1 This document presents a progress update to the Isle of Skye and Raasay Area Committee regarding the implementation of the priorities specified in the Scottish Fire and Rescue Service Area Committee Plans for Skye and Raasay Area.
- 1.2 Priority areas are delineated based on a comprehensive framework of intervention, prevention, and protection strategies. These initiatives are implemented collaboratively to mitigate risks faced by communities in the Skye and Raasay area.
- 1.3 The report also contains previously agreed information and performance as requested by Area Committees.

## 2 Recommendations

- 2.1 Committee Members are invited to comment and scrutinise the attached Area Performance Report.

## 3 Implications

- 3.1 **Resource** – There are no implications arising from this report
- 3.2 **Legal** – There are no implications arising from this report
- 3.3 **Community (Equality, Poverty, Rural and Island)** - There are no implications arising from this report
- 3.4 **Climate Change / Carbon Clever** - There are no implications arising from this report
- 3.5 **Risk** - There are no implications arising from this report
- 3.6 **Health and Safety (risks arising from changes to plant, equipment, process, or people)** – There are no implications arising from this report
- 3.7 **Gaelic** - There are no implications arising from this report

## **4 Isle of Skye and Raasay Area Committee Performance Report**

- 4.1 The enclosed performance report delineates the current metrics for Quarters 1 and 2, covering the period from April 1, 2025, to September 30, 2025. It benchmarks these figures against data from the past three reporting years retrieved from the central performance management database of the Scottish Fire and Rescue Service (SFRS), focusing on key performance indicators and timelines previously established. It's important to note that the turnaround times and statistics are subject to delays, and any unresolved data may be carried over into the next reporting quarter.
- 4.2 In advancing the objectives outlined in the Area Plan, ongoing efforts within our current Home Fire Safety Visits (HFSV) framework are being enhanced as we transition to a new information-sharing system. This system aims to facilitate improved inter-agency collaboration, ensuring that resources are effectively allocated to the most vulnerable segments of our communities. Post Domestic Incident Reports (PDIR) are systematically conducted at all domestic incidents, irrespective of their nature, with a focus on mitigating the risk of accidental dwelling fires subsequent to our intervention.
- 4.3 The Unwanted Fire Alarm Signals (UFAS) Policy is designed to address the frequent false alarm incidents that our Service encounters at specific premises. By implementing targeted engagement strategies, we aim to mitigate the volume of these calls. This initiative has led to a revision of duty-holder responsibilities upon alarm activation, and we are actively assisting the affected premises in adapting to the new response protocols. This strategic shift in our incident response approach has resulted in a significant reduction in unnecessary deployments, thereby enhancing our operational capacity. Consequently, we are now better positioned to increase our engagement in community safety initiatives, enhance staff training, and minimise operational road risks.
- 4.4 It is important to note that the baseline values for several indicators in the report are quite low, which poses challenges for conducting robust statistical analyses. These low figures also raise concerns about the appropriateness of providing in-depth data analysis, as it may risk compromising individual confidentiality.

The performance report reveals that the incidence of Accidental Dwelling Fires in the region has remained stable, with four incidents recorded during the current reporting period. Notably, there were no reported fire-related fatalities or non-fatal injuries.

The report noted eight occurrences of primary or secondary fire incidents in terms of deliberate fires, marking a slight reduction since the previous reporting period. Furthermore, two non-domestic fire incidents were documented, which is a slight increase in the area's average level for such events.

During this reporting period there was one non-fire fatal casualty and nine non-fire non-fatal casualties. This is a decrease in fatal casualties when compared to the previous reporting period, however there is an increase in non-fatal casualties.

During this reporting period, twelve Road Traffic Collisions (RTCs) were documented, which is slightly higher compared to the previous reporting period. These collisions resulted in zero fatal casualties and nine non-fire non-fatal casualties.

- 4.5 Effective from July 1, 2023, the Scottish Fire and Rescue Service (SFRS) has implemented the Unwanted Fire Alarm Signals (UFAS) incident procedure in accordance with insights garnered from our previous public consultation. During this reporting period, we recorded attendance at 18 UFAS incidents, a figure that remains below levels observed prior to 2023. In light of this trend, our personnel will persist in collaborating strategically to eliminate all incident types through focused preventative measures and targeted engagement with the relevant premises.

For more information : [Scottish Fire & Rescue Service: Unwanted Fire Alarm Signals \(UFAS\) \(firescotland.gov.uk\)](https://firescotland.gov.uk)

Station personnel, in collaboration with Community Safety Advocates (CSA), conducted 22 Home Fire Safety Visits (HFSVs), primarily focusing on vulnerable populations and individuals at heightened risk within the community.

Designation: Local Senior Officer for Highland

Date: 29/01/2026

Author: Station Commander Stuart Fraser

Background Papers: Highland - Isle of Skye and Raasay Area Committee Performance Report



# **Highland Isle of Skye and Raasay Committee**

**2025-26 Q1 & Q2  
Scrutiny Report**



**SCOTTISH**  
**FIRE AND RESCUE SERVICE**  
Working together for a safer Scotland

**Working together  
for a safer Scotland**

# **Highland**

## **Isle of Skye and Raasay Committee**

### **2025-26 Q1 & Q2**

### **Scrutiny Report**

#### **Contents**












1	Summary
2	Trends
3	Accidental Dwelling Fires (ADFs)
4	Accidental Dwelling Fire Casualties
5	Non-Fire Casualties
6	Deliberate Fires
7	Non-Domestic Fires
8	Unwanted Fire Alarm Signals (UFAS)
9	Road Traffic Collisions (RTCs)
10	Home Fire Safety Visits (HFSVs)
11	Fire Safety Enforcement
12	Station Availability and Establishment
13	Community Safety & Engagement
14	Recent Questions and Answers
15	Glossary of Terms

#### **About the statistics within this report**

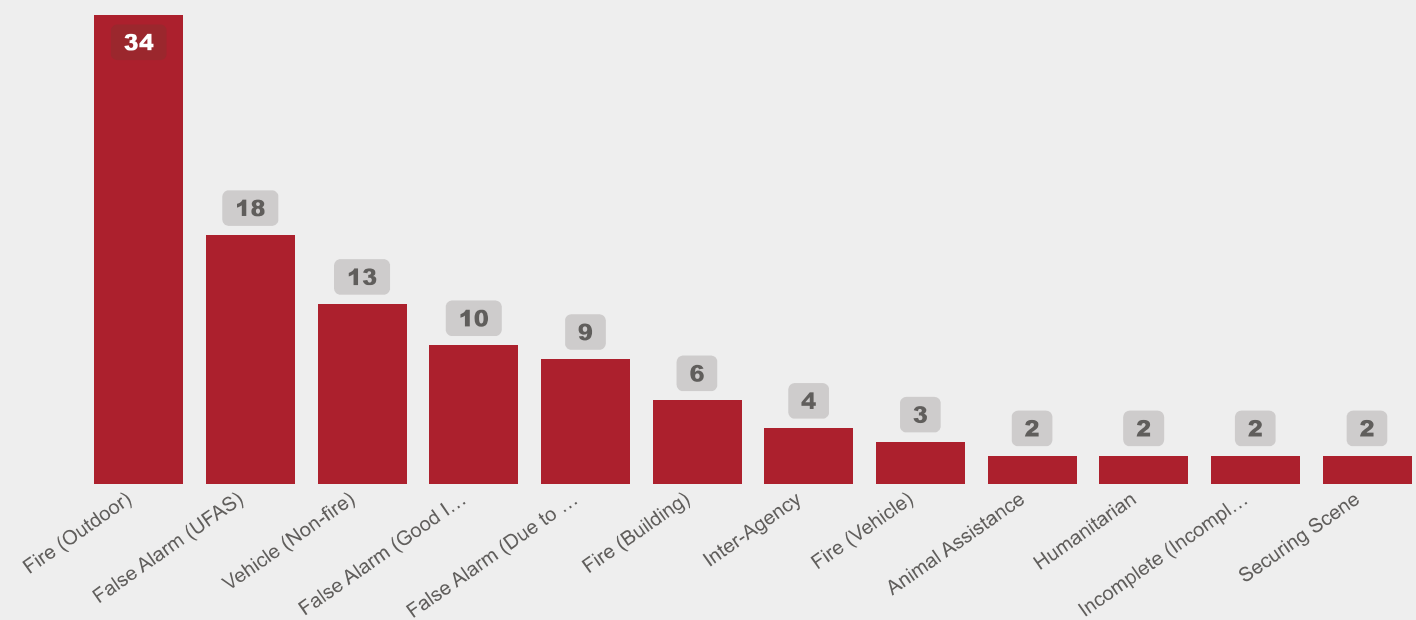
The activity totals and other statistics quoted within this report are published in the interests of transparency and openness. They are provisional in nature and subject to change as a result of ongoing quality assurance and review. Because all statistics quoted are provisional there may be a difference in the period totals quoted in our reports after local publication which result from revisions or additions to the data in our systems. The Scottish Government publishes official statistics each year which allow for comparisons to be made over longer periods of time.

1. Summary

2025-26 Q1 & Q2

 <b>107</b> Total Incidents (Incl. Incompletes)	 <b>43</b> Fires	 <b>25</b> Non-Fire Incidents	 <b>37</b> False Alarms	 <b>18</b> UFAS
 <b>8</b> People Rescued by Firefighters	 <b>0</b> People Receiving First Aid or Hospital Treatment (Fires)	 <b>0</b> Fire Fatalities	 <b>9</b> People Receiving First Aid or Hospital Treatment (Non-Fire)	 <b>1</b> Non-Fire Fatalities
 <b>22</b> Home Fire Safety Visits	 <b>18</b> Fire Safety Audits			

Top 10 Incident Types

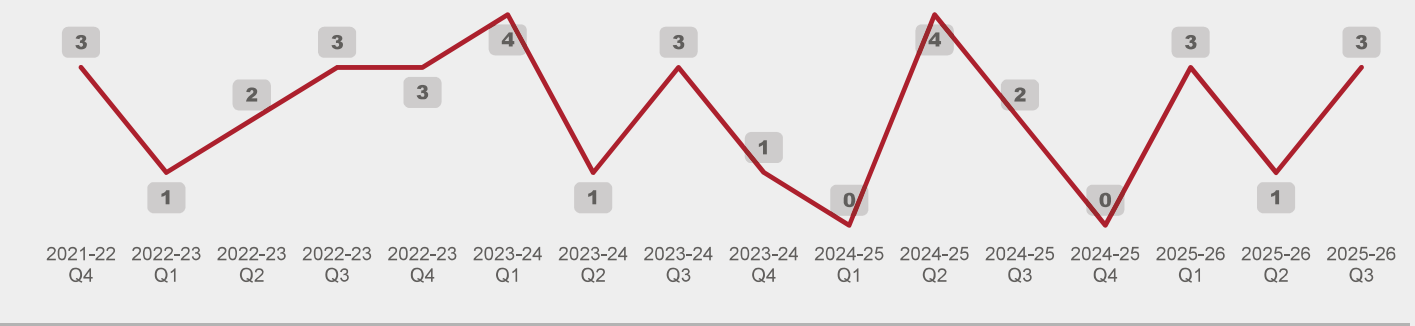


The information above provides a summary of the six-months (1 April - 30 September 2025) activity against headline indicators. It aims to provide - at a glance - our direction of travel during the current reporting period.

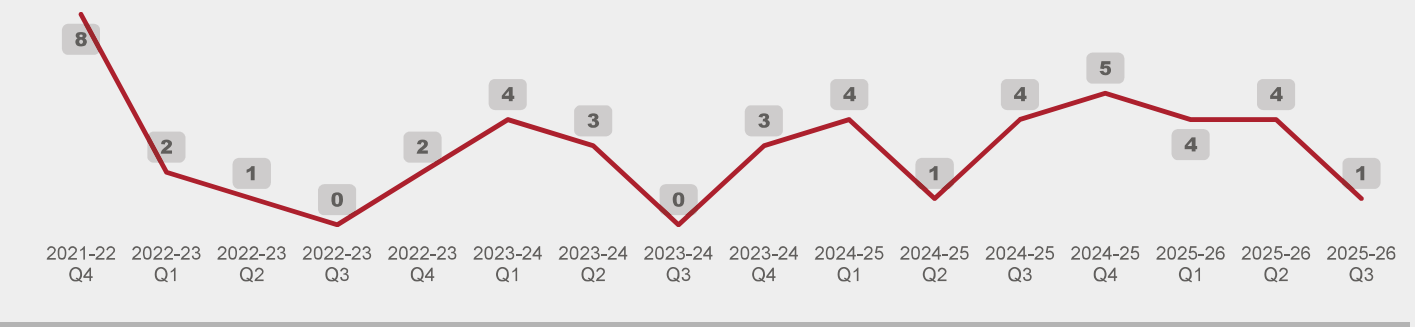
2. Trends

Previous 16 quarters (4 years)

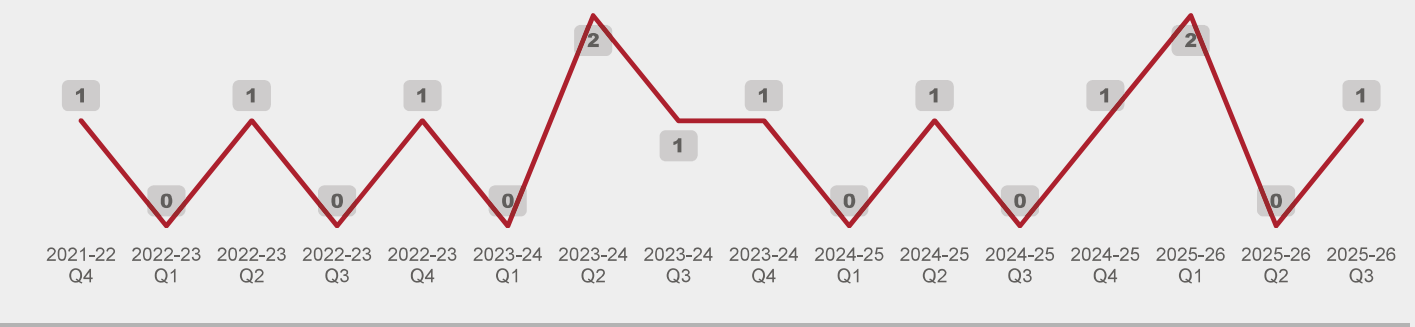
Accidental Dwelling Fires



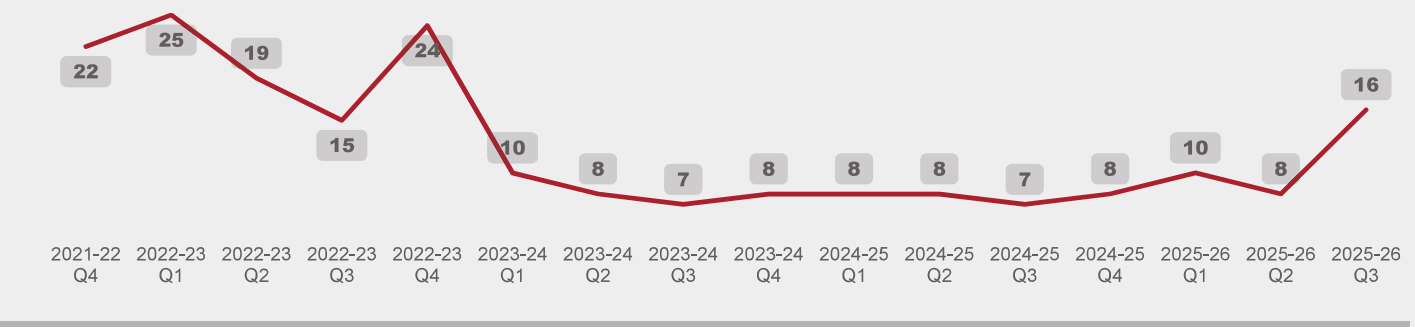
Deliberate Fires



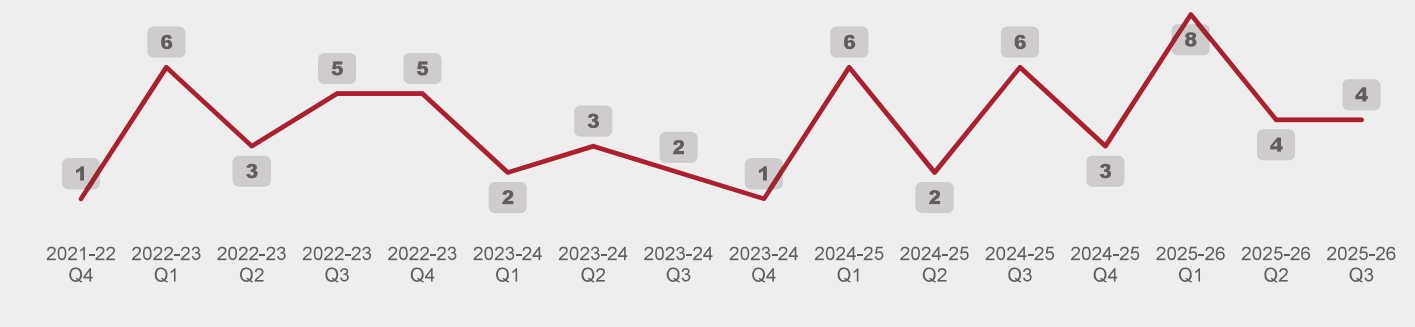
Non-Domestic Fires



Unwanted Fire Alarm Signals



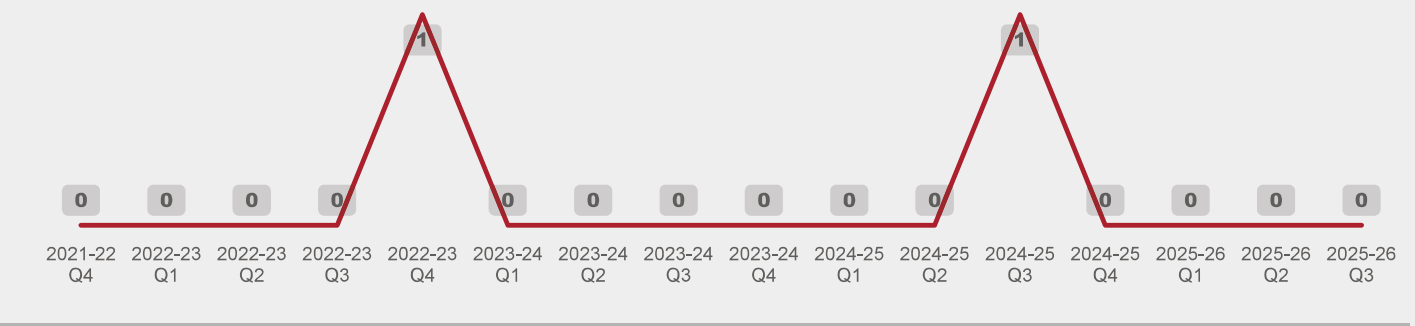
Road Traffic Collisions



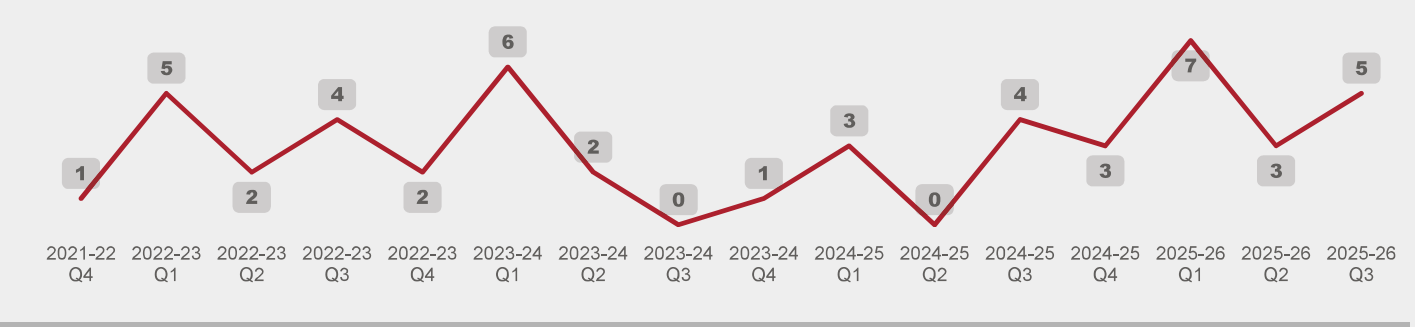
2. Trends

Previous 16 quarters (4 years)

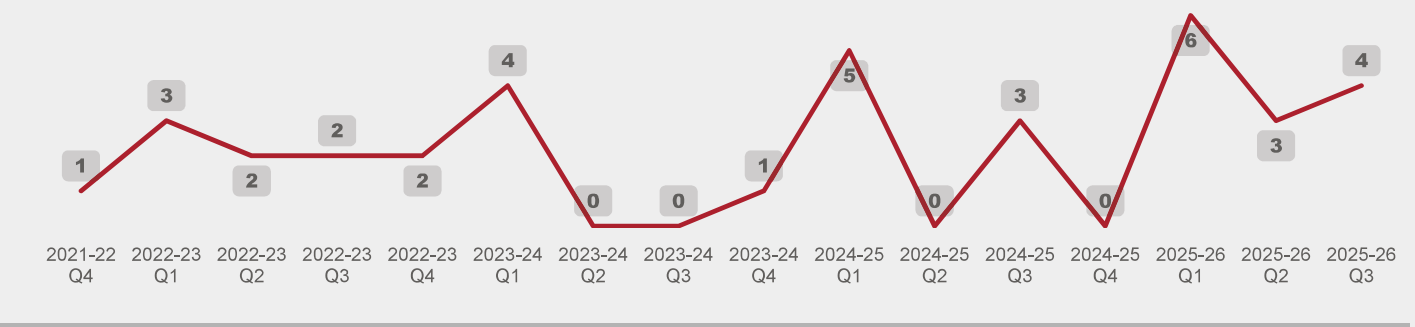
Accidental Dwelling Fire Casualties



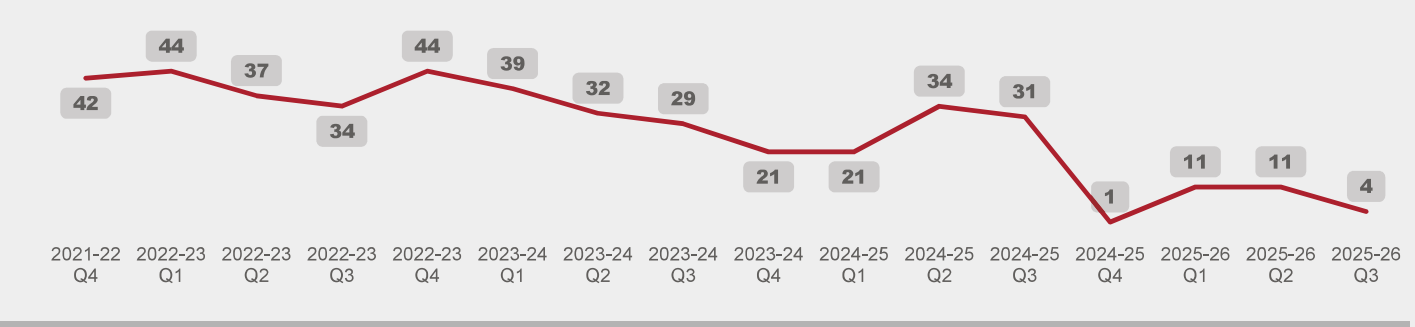
Non-Fire Casualties



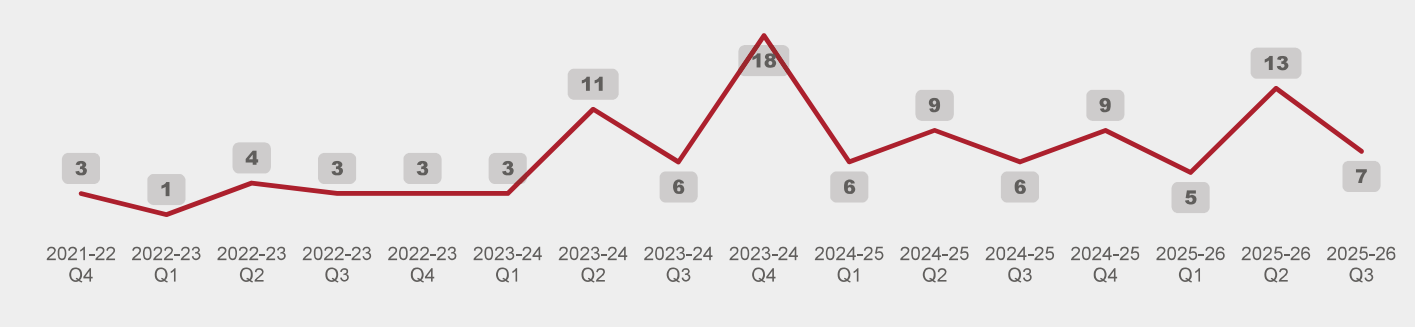
Road Traffic Collision Casualties



Home Fire Safety Visits



Fire Safety Audits





3. Accidental Dwelling Fires

2025-26 Q1 & Q2

Trend by Quarter (4 years)



Extent of Damage	Incidents
Limited to item 1st ignited	2
Limited to room of origin	2

Incidents by Ward

Eilean a'Cheo

4

Source of Ignition (Top 10)



Cooking appliance



Fuel/chemical related



Heating equipment



Other domestic style appliance

4

Accidental Dwelling Fires in this period

There were **4 Accidental Dwelling Fires (ADFs)**, which required little or no intervention. This is an increase when compared to the previous reporting period.

All ADF's are followed up with a HFSV and agency referrals where required.

Trend by Quarter (4 years)



Casualties by Ward

Nature of Injury/Cause of Death	Casualties
	▼

0

Non-Fatal Casualties

0

Fatal Casualties

0

People Rescued by Firefighters

Extent of Harm (Non-Fatal)



0

First Aid Given at Scene



0

Hospital Slight Injuries



0

Hospital Serious Injuries

There were **0 ADF Fatalities** and **0 ADF Casualties**. This is a reduction compared to the previous reporting period. It should be noted that these figures do not include those who have been recommended to have a precautionary check up.

5. Non-Fire Casualties

2025-26 Q1 & Q2

Trend by Quarter (4 years)



Casualties by Ward



Nature of Injury/Cause of Death	Casualties
Back / Neck injury (spinal)	2
Bruising	2
Chest / Abdominal injury	2
Cuts/Lacerations	2
Chest pain / Heart condition / Cardiac arrest	1
Other physical injury	1

9

Non-Fatal Casualties

1

Fatal Casualties

8

People Rescued by Firefighters

Extent of Harm (Non-Fatal)

0

First Aid Given at Scene

7

Hospital Slight Injuries

2

Hospital Serious Injuries

During this reporting period there was **1 Non-Fire Fatal Casualty** and **9 Non-Fire Non-Fatal Casualties**. This is a decrease in Fatal Casualties when compared to the previous reporting period, however there is an increase in Non-Fatal Casualties.

Trend by Quarter (4 years)



Property Type	Incident
Grassland, woodland and crops	6
Refuse	1
Road Vehicle	1

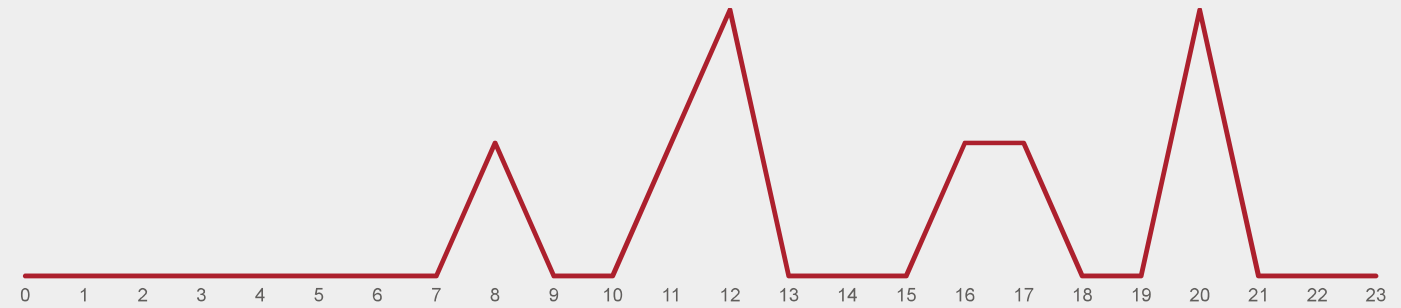
Incidents by Ward



8

Deliberate Fires  
in this period

Hour of Day

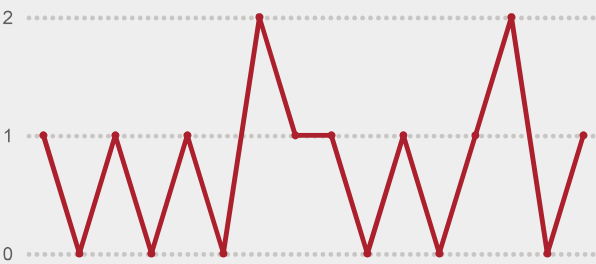


There were **8 Deliberate Fires** which is a slight reduction when compared to the previous reporting period. Referrals are made to other agencies for those at work within our communities.

7. Non-Domestic Fires

2025-26 Q1 & Q2

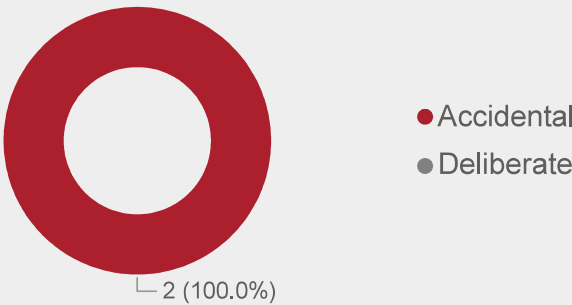
Trend by Quarter (4 years)



Top 15 Property Types

Property Type	Incidents
Hotel/motel	2

Incidents by Ward



2

Non-Domestic  
Fires in this  
period

Extent of Damage



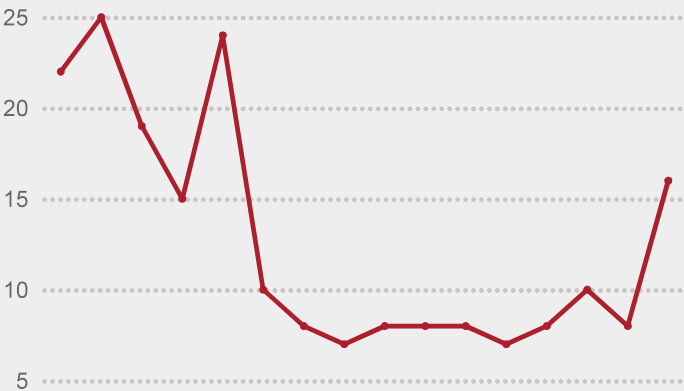
Not applicable

There were **2 Non-Domestic Fires** during this reporting period, which is a slight increase when compared to the previous report.

8. Unwanted Fire Alarm Signals

2025-26 Q1 & Q2

Trend by Quarter (4 years)



Incidents by Ward



Top 15 Property Types

Property Type	Incidents
Hotel/motel	7
Boarding School accommodation	2
Food and Drink	2
Other holiday residence (cottage, flat, chalet)	2
Sheltered Housing - not self contained	2
Boarding House/B&B other	1
Education	1
Residential Home	1

18

Unwanted Fire Alarm Signals in this period

During this reporting period we attended **18 Unwanted Fire Alarm Signals (UFAS)**, which is a slight increase compared to the previous period. However the figure continues to remain low following the Service's change to attendance at commerical businesses and workplace premises.

Trend by Quarter (4 years)



12

Road Traffic Collisions in this period

Property Type	Incidents
Car	10
Multiple Vehicles	1
Other	1

Incident Type	Incidents
Vehicle (Non-fire)	12

Incidents by Ward



9

Non-Fatal Casualties

0

Fatal Casualties

7

People Rescued by Firefighters

Extent of Harm (Non-Fatal)



0

First Aid Given at Scene



7

Hospital Slight Injuries



2

Hospital Serious Injuries

We attended **12 Road Traffic Collisions (RTCs)** during this period, which is slightly higher when compared to the previous reporting period.

Our Prevention teams continue to work with partner agencies through the Highland Road Safety group, older driver Virtual Reality Scheme and Road Safety Scheme of new drivers.

10. Home Fire Safety Visits

2025-26 Q1 & Q2

HFSVs by Ward

22

Home Fire  
Safety Visits

Eilean a'Cheo

22

11. Fire Safety Enforcement

Job Type	Count
Audit	18
Consultation	4
Specific Visit	2

Audits by Ward

Eilean a'Cheo

18

Our Community Safety Advocates and Station personnel undertook **22 Home Fire Safety Visits (HFSVs)**. With the introduction of the new, modernised Home Fire Safety (HFSV) system that enhances how we identify, assess and support the most at risk from fire, we may see an initial decline in referrals and HFSVs whilst the new system and referral pathways are embedded in.



- 6 x On-Call Retained Duty System appliances across 6 Stations

These Stations serve the Isle of Skye and Raasay population

**\*Please note the availability figures do not include Joint Mobilising availability.**

Station	Apr – Sept 25 Availability* %	Male	Female	Staff
Broadford	42.75%	6	1	7
Dunvegan	72.18%	5	2	7
Portree	85.59%	7	0	7
Raasay	89.16%	6	0	6
Staffin	0%	0	0	0
Uig	49.62%	6	1	7

### Station Visit

Skye Young Carers visited Portree Fire Station in April. Our Community Safety Advocate and crew from Portree Station gave a presentation on Home Fire Safety Visits and Awareness to those who attended.

### Drive Left Initiative

"Driving Left" wrist bands and leaflets issued to Calmac, Hotels, Hostels, Car Hire and Car parks within the area. These wrist bands are to remind tourists to drive on the left hand side of the road.

As part of Transport Scotland Road Safety initiative, aimed at increasing awareness and promoting safe driving, literature and wrist bands were distributed across the area.

### Portree High School Activities Week



In July personnel from Broadford were at Portree High School as delivering a Fireskills taster course as part of the school's Activities days. Over the two days there were 24 pupils taking part in appliance familiarisation, knots and lines, working from a hydrant, building an improvised dam and working with the Honda Clark Pump.



### Beach Clean Up

In August crew from Dunvegan supported Highlands and Islands Climate Hut in Caroy with their annual beach clean.



### Crews in Attendance at Local Galas and Shows



Crews from Dunvegan, Raasay, Uig and Portree Fire Stations attended local galas and shows. They took the opportunity to promote Home Fire Safety Visits and recruitment. One of the crew from Uig also participated in the Strongman competition at the Uig Gala.

Pictured are some children getting the opportunity to have some fun with target practice with a hose.

### Home Fire Safety Visits (HFSVs)

The Scottish Fire and Rescue Service continues to embed our new, modernised Home Fire Safety Visit (HFSV) system that will enhance how we identify, assess, and support those most at risk from fire. Throughout 2025, we have been finalising our application platforms to enable efficient referral pathways from partners.

We are working hard at a local level to ensure we continue reaching the most vulnerable in our communities with targeted prevention activity. We are actively encouraging new and existing partner organisations to sign up to our Data Sharing Framework (DSF), which enables secure, GDPR-compliant referrals and supports timely, person-centred interventions.

Our Community Action Team can support partners throughout this sign-up process. Please share this information with your networks to encourage organisations to participate in establishing a secure referral pathway.

[Home fire safety visits | Scottish Fire and Rescue Service](#)

### Wildfire

We continue to advance our [Wildfire Strategy](#), launched in 2023 and backed by a £1.6 million investment over three years. This includes acquiring all-terrain vehicles (ATVs), trailers, specialist equipment, and four 4x4 support vans, which will be deployed as part of a comprehensive response package aimed at enhancing our capability to manage and mitigate wildfires across Scotland. We are committed to improving wildfire prevention, response, and partnership efforts, ensuring both local communities and natural landscapes are better protected.

This year Highland saw the most [wildfire warnings](#) issued in one year in recent times with eleven wildfire warnings issued in this reporting period. This also marked the first September wildfire warning since 2020.

While wildfire alerts in early autumn are not unprecedented, this year's warning reflects exceptional conditions across Scotland.

SFRS are currently engaged in a review of the Operational Learning from the recent Wildfires affecting Highland with various partners participating in multi-agency debriefs and meetings. This will help shape our plans for dealing with these challenging incidents.

### Training and Resources

- **Tiered Approach:** All SFRS operational personnel are trained to at least Tier 1 in wildfire response.
- **Tier 2 Stations:** Stations have received additional training and specialist PPE, with four stations also set to receive the new 4x4 support vans, this includes Dornoch Station who received their 4x4 support van.
- **Tier 3 Stations:** Stations will be equipped with Ford Rangers, trailers, and ATVs, with Invergordon and Ullapool have received their ATV.
- **Flexi Duty Officers:** These officers have undergone Wildfire Tactical Advisor training and will support wildfire incidents across the country.

### Community Asset Register

The Community Asset Register is a Scotland wide database of volunteers willing to help during an emergency. The database plots assets on a map so if an emergency incident occurs we can identify those who could help. Assets can be people with either skills or equipment.

There's no obligation on volunteers to provide support, as we will always respond to deal with emergencies. However, if we believe a volunteer could help with their assets we ask if they're available. If they are, we explain where they should go and what they should do.

To **register**: <https://www.firescotland.gov.uk/your-area/community-asset-register/>

### Service Delivery Review (SDR)

The Scottish Fire and Rescue Service has undertaken a significant piece of work to understand the risk and demand of our Service in Scotland. This SDR review has developed 23 options for public consultation.

This has resulted in the proposal to close the 3 long term dormant stations in Highland:-

Ratagan,  
Nethy Bridge, and  
Muck

A public consultation process was undertaken in July with the communities of these areas invited to provide comment to these proposals.

This consultation closed in September with the report, including recommendations to be submitted to our Board for decision in December 2025.

[Service Delivery Review: public consultation closes](#)

We would like to thank everyone who participated in our public consultation.

## 15. Glossary of Terms

### Term - What it means

#### **ADF**

Accidental Dwelling Fire.

#### **HFSV**

Home Fire Safety Visit.

#### **PDIR**

Post Domestic Incident Response, a term used to indicate actions taken following attendance at a fire or other incident in the home. PDIRs include amongst things the offer of a free follow up home fire safety visit.

#### **RTC**

Road Traffic Collision.

#### **Special Service**

Calls to incidents which are not fires or false alarms such as RTCs, rescues, flooding, incidents involving hazardous materials or the provision of assistance to other agencies.

#### **UFAS**

Unwanted Fire Alarm Signals. When an automatic fire detection and alarm system is activated as a result of anything other than an actual fire the activation is classed as a false alarm. If an attendance is made to such an event by the Scottish Fire and Rescue Service, then the event is recorded as an UFAS incident.

#### UFAS Policy Change

*In response to COVID, on the 6th May 2020, the SFRS decided to send 1 pump to UFAS premises that did not have their own Predetermined attendance (PDA).*

*As of 1st July 2023, the COVID interim 1 pump response was ended and a new UFAS policy was implemented.*

*The new policy is to call challenge all UFAS incidents with the intention of non-attendance. Hospitals, care homes, and sleeping risk premises are all exempt and receive either 2 pumps or their premise specific PDA.*



# SCOTTISH

## FIRE AND RESCUE SERVICE

Working together for a safer Scotland



BUSINESS  
**INTELLIGENCE**

Design, figures and charts by the Business Intelligence team.