

The Highland Council

Agenda Item	11
Report No	SR/7/26

Committee: Isle of Skye and Raasay Committee

Date: 16 February 2026

Report Title: Portree High Associated School Group Overview

Report By: Assistant Chief Executive – People Cluster

1. Purpose/Executive Summary

- 1.1 This report provides an update of key information in relation to the schools within the Portree High Associated School Group (ASG) and provides useful updated links to further information in relation to these schools.
- 1.2 The primary schools in this area serve 558 pupils, ELC settings serve 142 children (114 in LA settings and 28 in Partner settings as at September Census), with the secondary school serving 489 young people.

2. Recommendations

- 2.1 Members are asked to:
 - i. Scrutinise and note the content of the report

3. Implications

- 3.1 Resource
There are no implications arising from this report.
- 3.2 Legal
There are no implications arising from this report.
- 3.3 Risk
The Service is committed to a sustained focus on progress and improvement to mitigate against the risk of under-performance which impacts on children and young people being able to achieve their full potential.
- 3.4 Health and Safety (risks arising from changes to plant, equipment, process, or people)
There are no implications arising from this report.
- 3.5 Gaelic
Continued improvements in primary phase Gaelic Medium Education attainment will support progress in secondary.

4. Impacts

- 4.1 In Highland, all policies, strategies, or service changes are subject to an integrated screening for impact for Equalities, Poverty and Human Rights, Children’s Rights and Wellbeing, Climate Change, Islands and Mainland Rural Communities, and Data Protection. Where identified as required, a full impact assessment will be undertaken.
- 4.2 Considering impacts is a core part of the decision-making process and needs to inform the decision-making process. When taking any decision, Members must give due regard to the findings of any assessment.
- 4.3 This is an update report and therefore an impact assessment is not required.

5. School Website Links

- 5.1 Secondary – [Link to Portree High website](#)
 Primary – [Link to School information on Highland Council website](#)

School	Link to School Webpage
Broadford Primary	Broadford Primary website
Bun-Sgoil Ghàidhlig Phort Rìgh	Bun-Sgoil Ghàidhlig Phort Rìgh website
Bun-Sgoil Shlèite	Bun-Sgoil Shlèite website
Carbost Primary	Carbost Primary website
Dunvegan Primary	Dunvegan Primary website
Edinbane Primary	Edinbane Primary website
Kilmuir Primary	Kilmuir Primary website
Macdiarmid Primary	Macdiarmid Primary website
Portree Primary	Portree Primary website
Raasay Primary	Raasay Primary website
Staffin Primary	Staffin Primary website

- 5.2 Standards and Quality Reports – latest reports:

School	Leadership of change	Learning, teaching and assessment	Ensuring wellbeing, equality and inclusion	Raising attainment and achievement
Portree High School	Satisfactory	Satisfactory	Satisfactory	Good
Broadford Primary	Good	Good	Good	Good
Bun-Sgoil Ghàidhlig Phort Rìgh	Good	Good	Very Good	Good
Bun-Sgoil Shlèite	Satisfactory	Satisfactory	Satisfactory	Satisfactory
Carbost Primary	Good	Good	Good	Good
Dunvegan Primary	Good	Good	Good	Good
Edinbane Primary	Good	Good	Good	Satisfactory

Kilmuir Primary	Satisfactory	Satisfactory	Satisfactory	Satisfactory
Macdiarmid Primary	Good	Good	Good	Good
Portree Primary	Good	Good	Good	Good
Raasay Primary	Very Good	Very Good	Very Good	Very Good
Staffin Primary	Satisfactory	Satisfactory	Good	Good

ELC	Leadership of change	Learning, teaching and assessment	Ensuring wellbeing, equality and inclusion	Raising attainment and achievement
Broadford PS Nursery EM and GM	Good	Good	Good	Good
Bun-Sgoil Ghàidhlig Phort Rìgh Nursery	Good	Good	Very Good	Good
Bun-sgoil Shleite Nursery EM and GM	Good	Good	Good	Good
Carbost PS Nursery	Good	Good	Good	Good
Dunvegan PS Nursery	Good	Good	Good	Good
Edinbane PS Nursery	Satisfactory	Satisfactory	Good	Satisfactory
Kilmuir PS Nursery GM	Good	Good	Good	Good
Macdiarmid PS Nursery	Good	Good	Good	Good
Staffin PS Nursery	Good	Good	Good	Good

6. Education Scotland Inspection Reports

6.1

School	Date of Latest Published Report	Link to Education Scotland Pages
Broadford Primary	21/01/2025	Link
Bun-Sgoil Ghàidhlig Phort Rìgh	*+ 5 Years	Link
Bun-Sgoil Shlèite	07/10/2025	Link
Carbost Primary	*+ 5 Years	Link
Dunvegan Primary	01/04/2025	Link
Edinbane Primary	03/12/2024	Link
Kilmuir Primary	19/08/2025	Link
Macdiarmid Primary	*+ 5 Years	Link
Portree Primary	23/01/2024	Link
Raasay Primary	*+ 5 Years	Link
Staffin Primary	*+ 5 Years	Link

* Education Scotland website shows review and inspection reports in last 5 years, older reports are no longer available to view on the site.

7. School Rolls

7.1 ASG School Rolls – Session 2025-26

Primary School	P1	P2	P3	P4	P5	P6	P7	Total
Broadford Primary	9	5	11	10	12	6	4	57
Bun-Sgoil Ghàidhlig Phort Rìgh	19	25	25	21	29	26	24	169
Bun-Sgoil Shlèite	7	5	9	2	12	9	9	53
Carbost Primary	3	1		5		4	4	17
Dunvegan Primary	8	10	7	7	5	6	11	54
Edinbane Primary		1	3	2			2	8
Kilmuir Primary	2	3		2	1	3	1	12
Macdiarmid Primary	3	3	3		6	4	1	20
Portree Primary	11	22	10	16	19	20	30	128
Raasay Primary				1	1	1		3
Staffin Primary	5	4	4	3	4	9	8	37
Total	67	79	72	69	89	88	94	558

School Name	S1	S2	S3	S4	S5	S6	TOTAL S1-S6
Portree High School	76	97	96	91	86	43	489

7.2 School Roll and Capacity Forecasts

The school roll and capacity forecast for the ASG can be found here:

https://www.highland.gov.uk/info/878/schools/818/school_roll_forecasts

8. Attendance / Absence / Exclusions – Session 2024/25

8.1

Primary Schools	% Actual Attendance	% Authorised Absences	% Unauthorised Absences	(2024/25) No of Exclusions	(2024/25) Exclusion Rates per 1000 pupils
National Primary (2024-25)	93.10%	4.30%	2.60%	2004	5.3
Highland Primary (2024-25)	92.70%	5.10%		C 61	C
Broadford Primary	89.45%	8.62%	1.93%	-	-
Bun-Sgoil Ghàidhlig Phort Rìgh	94.48%	4.35%	1.18%	-	-
Bun-Sgoil Shlèite	94.31%	4.58%	1.11%	-	-
Carbost Primary	93.22%	5.21%	1.57%	-	-
Dunvegan Primary	94.27%	4.34%	1.40%	-	-
Edinbane Primary	95.60%	2.86%	1.54%	-	-
Kilmuir Primary	95.75%	3.36%	0.90%	-	-
Macdiarmid Primary	95.14%	2.45%	2.41%	-	-
Portree Primary	89.90%	7.37%	2.73%	-	-
Raasay Primary	C	C	C	-	-
Staffin Primary	94.06%	4.59%	1.34%	-	-

Secondary School	% Actual Attendance	% Authorised Absences	% Unauthorised Absences	(2024/25) No of Exclusions	(2024/25) Exclusion Rates per 1000 pupils
National Secondary (2024-25)	88.40%	6.60%	5.00%	8472	26.9
Highland Secondary (2024-25)	86.80%	7.50%	5.70%	454	32.7
Portree High School	86.45%	7.18%	6.35%	8	15.2

c = value suppressed to protect against the risk of disclosure of personal information

9. Attainment Profile

9.1 Primary Attainment – Pupils Achieving Expected National Curriculum for Excellence Levels – P1, 4, 7 Combined, Literacy and Numeracy

2024/25	Roll P1/4/7	Reading	Writing	Listening & Talking	Numeracy
National		81%	77%	88%	80%
Highland		77%	72%	87%	75%
Broadford Primary	32	c	c	c	70-80%
Bun-Sgoil Ghàidhlig Phort Rìgh	75	c	c	c	80-90%
Bun-Sgoil Shlèite	22	c	c	c	c
Carbost Primary	3	c	c	c	c
Dunvegan Primary	20	c	c	c	c
Edinbane Primary	2	c	c	c	c
Kilmuir Primary	9	c	c	c	c
Macdiarmid Primary	16	c	c	c	c
Portree Primary	59	80-90%	70-80%	90+%	70-80%
Raasay Primary	1	c	c	c	c
Staffin Primary	12	c	c	c	c

2023/24	Roll P1/4/7	Reading	Writing	Listening & Talking	Numeracy
National		81%	76%	87%	80%
Highland		76%	71%	87%	74%
Broadford Primary	32	c	c	c	c
Bun-Sgoil Ghàidhlig Phort Rìgh	68	c	c	c	c
Bun-Sgoil Shlèite	28	c	c	c	c
Carbost Primary	10	c	c	c	c
Dunvegan Primary	20	c	c	c	c
Edinbane Primary	5	c	c	c	c

Kilmuir Primary	7	c	c	c	c
Macdiarmid Primary	8	c	c	c	c
Portree Primary	54	60-70%	60-70%	70-80%	60-70%
Raasay Primary	2	c	c	c	c
Staffin Primary	18	c	c	c	c

2022/23	Roll P1/4/7	Reading	Writing	Listening & Talking	Numeracy
National		80%	75%	87%	80%
Highland		74%	68%	74%	72%
Broadford Primary	34	80-90%	80-90%	90+%	90+%
Bun-Sgoil Ghàidhlig Phort Rìgh	69	70-80%	70-80%	90+%	80-90%
Bun-Sgoil Shlèite	22	c	c	c	c
Carbost Primary	13	c	c	c	c
Dunvegan Primary	21	c	c	c	c
Edinbane Primary	8	c	c	c	c
Kilmuir Primary	9	c	c	c	c
Macdiarmid Primary	6	c	c	c	c
Portree Primary	60	70-80%	70-80%	80-90%	70-80%
Raasay Primary	2	c	c	c	c
Staffin Primary	16	c	c	c	c

c = value suppressed to protect against the risk of disclosure of personal information

9.2 Secondary Attainment – Literacy

School Leavers Achieving Literacy			
Establishment	Year	% Level 4 Literacy	% Level 5 Literacy
Portree High School	2023/24	C	89%
Virtual Comparator	2023/24	C	76%
Portree High School	2022/23	C	87%
Virtual Comparator	2022/23	C	86%
Portree High School	2021/22	94%	89%
Virtual Comparator	2021/22	95%	84%

c = value suppressed to protect against the risk of disclosure of personal information

9.2.1 Secondary Attainment – Numeracy

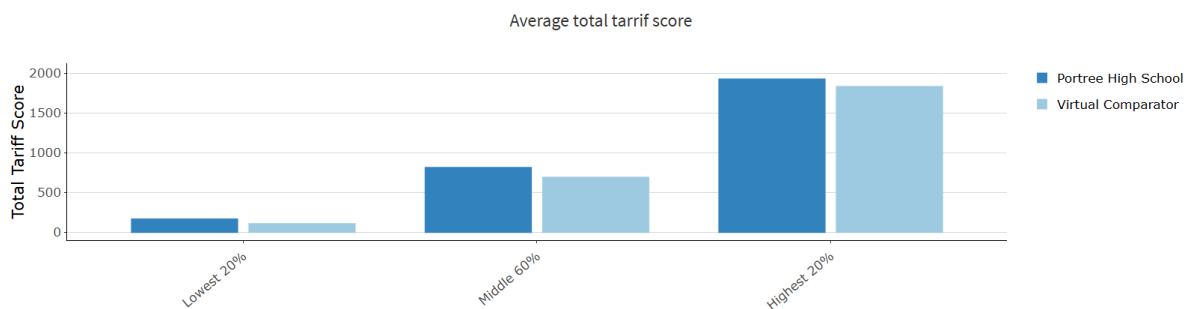
School Leavers Achieving Numeracy			
Establishment	Year	% Level 4 Numeracy	% Level 5 Numeracy
Portree High School	2023/24	90%	64%
Virtual Comparator	2023/24	90%	67%
Portree High School	2022/23	90%	69%
Virtual Comparator	2022/23	92%	71%
Portree High School	2021/22	85%	71%
Virtual Comparator	2021/22	93%	72%

c = value suppressed to protect against the risk of disclosure of personal information

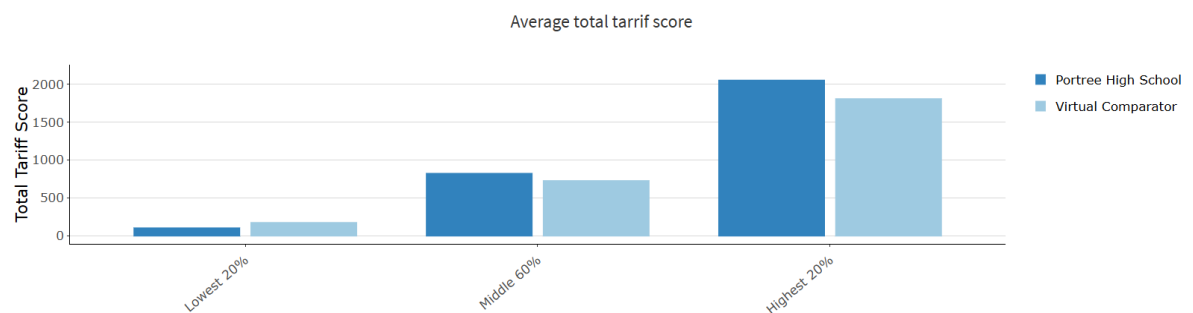
9.2.2 Senior Phase

Average Total Tariff for Leavers				
Establishment	Year	Lowest 20%	Middle 60%	Highest 20%
Portree High School	2023/24	164	812	1925
Virtual Comparator	2023/24	105	689	1831
Portree High School	2022/23	100	820	2051
Virtual Comparator	2022/23	171	724	1806
Portree High School	2021/22	196	982	2023
Virtual Comparator	2021/22	186	908	1904

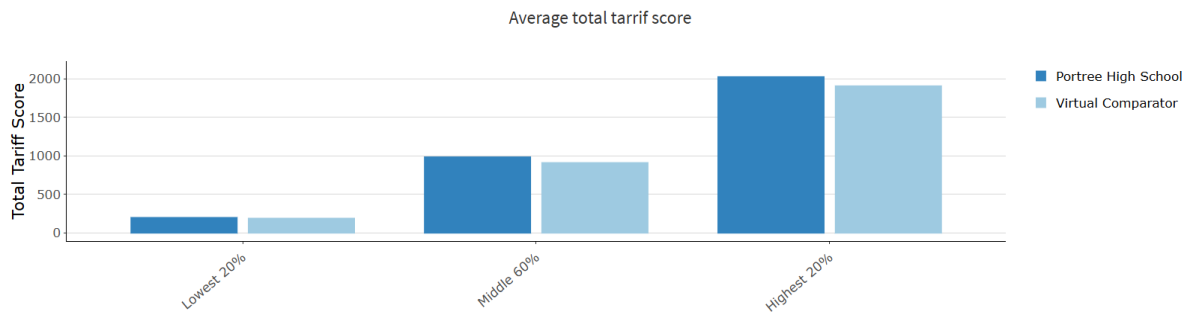
9.3 2023/24



9.4 2022/23



9.5 2021/22



9.6 Pupil Destinations 16+

Leaver destination information is taken from the School Leaver Destination data collected by Skills Development Scotland (SDS) on behalf of the Scottish Government.

	% Positive Destinations		
	2021/22	2022/23	2023/24
Portree High	96.88	98.89	97.14
Highland	94.45	95.27	96.5
Scotland	95.74	95.87	95.71

9.6.1 Number of pupils leaving in school year:

	Portree High	HIGHLAND	SCOTLAND
2021/22	96	2559	55211
2022/23	90	2474	54719
2023/24	70	2629	55961

9.6.2 Destination of pupils (%):

DESTINATION	Portree High			HIGHLAND			SCOTLAND		
	21/22	22/23	23/24	21/22	22/23	23/24	21/22	22/23	23/24
Higher Education	40.62	28.89	25.71	34.11	33.1	32.07	41.27	40.3	40.8
Further Education	10.41	5.56	14.29	19.54	20.53	20.39	25.45	26.62	26.43
Training	0	2.22	2.86	1.52	1.9	3.04	2.91	3.35	3.89
Employment	44.79	62.22	54.29	38.73	39.05	40.4	25.12	24.34	23.08
Voluntary	1.04	0	0	0.31	0.53	0.42	0.47	0.52	0.58
Activity Agreements	0	0	0	0	0	0	0	0	0
Unemployed Seeking	1.04	1.11	0	2.89	2.95	2.05	2.32	2.24	2.16
Unemployed Not Seeking	1.04	0	2.86	1.76	1.62	1.45	1.55	1.57	1.86
Unknown	1.04	0	0	0.9	0.16	0	0.4	0.32	0.27

Note: National averages have been calculated from the figures for all available local authority and grant-aided schools, whereas the local authority averages are based on local authority schools only.

Designation: Assistant Chief Executive - People

Date: 23rd January 2026

Author: Mhairi Macdonald Area Quality Improvement Manager

Background Notes:

- (For all figures marked with "C")
c = value suppressed to protect against the risk of disclosure of personal information
- All data used within this report comes from the most recently published source.

Appendices: n/a