

Agenda Item	3
Report No	WRSL/07/26

The Highland Council

Committee: Wester Ross, Strathpeffer & Lochalsh

Date: 27 April 2026

Report Title: Scottish Fire and Rescue Service
Area Committee Performance Report – Q1 & 2

Report By: Local Senior Officer - Highland

1 Purpose/Executive Summary

- 1.1 This report provides an update to Wester Ross, Strathpeffer and Lochalsh, Area Committee Members on progress against the priorities outlined in the Scottish Fire and Rescue Service Area Committee Plan for Wester Ross, Strathpeffer and Lochalsh.
- 1.2 Priority areas are identified through a range of Intervention, Prevention and Protection activities which are delivered through partnership to reduce the risk to the communities of Wester Ross, Strathpeffer and Lochalsh.
- 1.3 The report also contains previously agreed information and performance as requested by Area Committees.

2 Recommendations

- 2.1 Members are asked to scrutinise and comment on the attached Area Performance Report.

3 Implications

- 3.1 **Resource** – there are no implications arising from this report.
- 3.2 **Legal** - there are no implications arising from this report.
- 3.3 **Community (Equality, Poverty, Rural and Island) -**
- 3.4 **Climate Change / Carbon Clever** - there are no implications arising from this report.
- 3.5 **Risk** - there are no implications arising from this report.
- 3.6 **Health and Safety (risks arising from changes to plant, equipment, process, or people)** – there are no implications arising from this report.

3.7 **Gaelic** – There are no implications arising from this report.

4 Wester Ross, Strathpeffer and Lochalsh, Area Committee Performance Report

4.1 The attached performance report provides the current figures for Quarter3 & Q4 of 2025/26 and from the previous 3 reporting years from the central Scottish Fire and Rescue Service (SFRS) performance management database against the key indicators and timelines from previous reports.

4.2 In achieving the priorities within the Area Plan for Wester Ross, Strathpeffer and Lochalsh prevention and protection activities are undertaken by personnel. These include: the delivery of free home fire safety visits (HFSV) to high and very high-risk groups, through our operational On Call Staff and Community Safety Advocates (CSA), post domestic incident response (PDIR) both of which are aimed at reducing accidental dwelling house fires following our attendance at any incidents of this type. Local managers continue to support the partners in delivering road safety programmes, and the reduction of fire-related antisocial behaviour through targeted youth engagement, utilising digital platforms within schools.

The continued application of the Unwanted Fire Alarm Signals (UFAS) Policy provides a means of targeting premises that the Service attends repeatedly and by engagement reduce the number of calls.

4.3 Staff also undertake Operational Intelligence (OI) visits to the higher risk premises in Wester Ross, Strathpeffer and Lochalsh, to gather vital information on the hazards and risks on these sites which can help our operational response and firefighter safety.

4.4 It must be emphasised that the baseline figures for some of the indicators within the report are very low, and this can make meaningful statistical analysis challenging. The low figures can also make it appropriate to provide detailed data analysis, which could compromise personal information.

4.5 The performance report shows: -

Accidental Dwelling Fires (ADF)

There were 9 Accidental Dwelling Fires, which is a slight increase in the 4-year average. The majority of these incidents were assessed as low severity, requiring minimal or no intervention from the Service and resulting in limited fire damage. There were no ADF fatalities, and 1 casualty was conveyed to the hospital with slight injuries. Following all ADF incidents, Home Fire Safety Visits (HFSVs) and appropriate partner-agency referrals were offered in line with SFRS prevention protocols.

Deliberate Fires

A total of 1 deliberate fire was recorded during this period, which is below the three-year average. Where required, referrals were made to relevant partner agencies to support individuals and address underlying community causes.

Non-Domestic Building Fires

There were 0 Non-Domestic Building Fires, representing performance below the three-year average and reflecting continued positive engagement with local businesses and duty-holders.

Non-Fire Casualties

There were 0 Non-Fire Fatalities and 8 Non-Fire Non-Fatal Casualties in this reporting period. All 8 casualties attended the hospital, with 3 appearing to have serious injuries.

Road Traffic Collisions (RTC)

Crews attended 9 Road Traffic Collisions. These incidents resulted in four casualties:

- 1 casualty was hospitalised with serious injuries.
- 3 casualties were hospitalised with slight injuries.

SFRS Prevention teams continue to work collaboratively with partner agencies through the Highland Road Safety Group. Our Prevention teams continue to work with partner agencies through the Highland Road Safety Group, the Older Virtual Reality Scheme and the Road Safety Scheme for new drivers.

Unwanted Fire Alarm Signals (UFAS)

We responded to 15 UFAS incidents, which is below the three-year average. Since 1 July 2023, SFRS no longer attends automatic fire alarm activations in commercial and workplace premises unless a fire is confirmed. Control operators now request confirmation of fire or signs of fire before mobilising resources. This does not apply to sleeping premises—such as hospitals, care homes, hotels, or domestic dwellings—which continue to receive full pre-determined attendance. This approach follows the 2021 SFRS public consultation and is intended to reduce unnecessary appliance movements and enhance operational availability.

Community Safety Activity

Community Safety Advocates and station personnel completed 24 Home Fire Safety Visits, focusing primarily on individuals and households identified as being at the highest risk. In addition, local stations participated in joint exercises and school engagement activities to support broader community safety and resilience objectives.

Designation: Local Senior Officer for Highland

Date: 13th April 2026

Author: Group Commander Mike Colliar

Background Papers: Highland – Wester Ross, Strathpeffer and Lochalsh, Area
Committee – Performance Report

Appendices:



Highland

**Wester Ross, Strathpeffer and Lochalsh
Committee**

2025-26 Q3 & Q4

Scrutiny Report



**SCOTTISH
FIRE AND RESCUE SERVICE**

Working together for a safer Scotland

**Working together
for a safer Scotland**

Highland
Wester Ross, Strathpeffer and Lochalsh
Committee
2025-26 Q3 & Q4
Scrutiny Report

Contents







1	Summary
2	Trends
3	Accidental Dwelling Fires (ADFs)
4	Accidental Dwelling Fire Casualties
5	Non-Fire Casualties
6	Deliberate Fires
7	Non-Domestic Fires
8	Unwanted Fire Alarm Signals (UFAS)
9	Road Traffic Collisions (RTCs)
10	Home Fire Safety Visits (HFSVs)
11	Fire Safety Enforcement
12	Station Availability and Establishment
13	Community Safety & Engagement
14	Glossary of Terms

About the statistics within this report

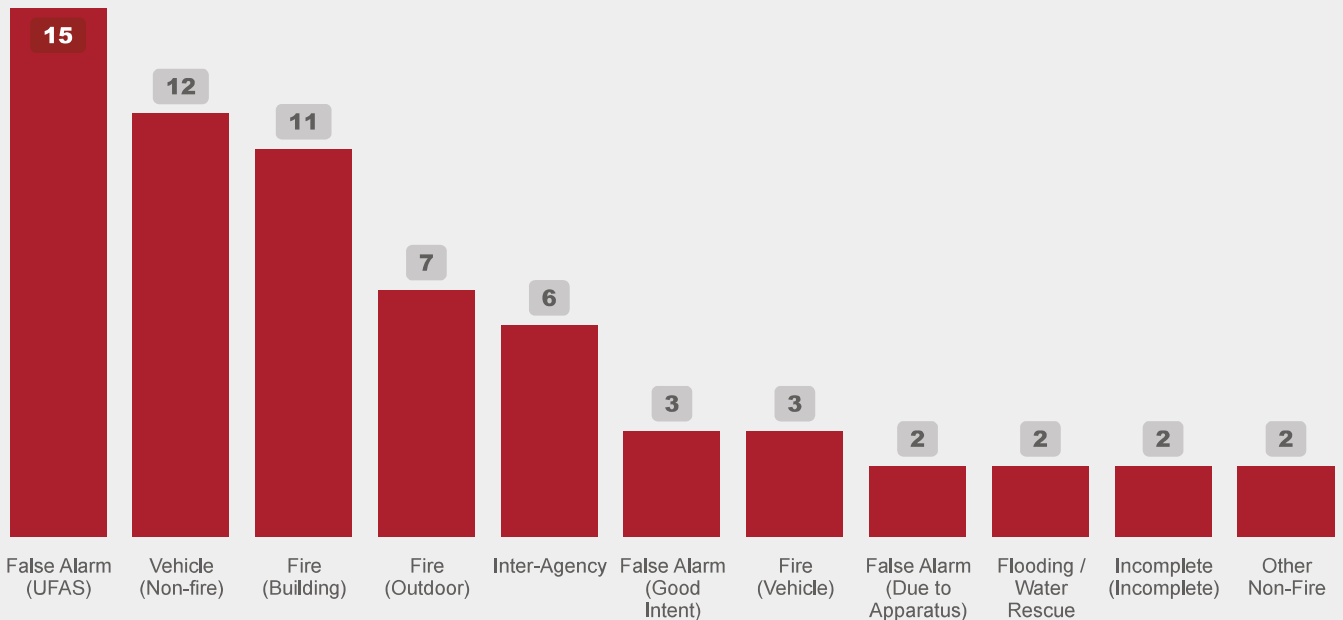
The activity totals and other statistics quoted within this report are published in the interests of transparency and openness. They are provisional in nature and subject to change as a result of ongoing quality assurance and review. Because all statistics quoted are provisional there may be a difference in the period totals quoted in our reports after local publication which result from revisions or additions to the data in our systems. The Scottish Government publishes official statistics each year which allow for comparisons to be made over longer periods of time.

1. Summary

2025-26 Q3 & Q4

 67 Total Incidents (Incl. Incompletes)	 21 Fires	 23 Non-Fire Incidents	 21 False Alarms	 15 UFAS
 6 People Rescued by Firefighters	 1 People Receiving First Aid or Hospital Treatment (Fires)	 0 Fire Fatalities	 8 People Receiving First Aid or Hospital Treatment (Non-Fire)	 0 Non-Fire Fatalities
 24 Home Fire Safety Visits	 11 Fire Safety Audits			

Top 10 Incident Types

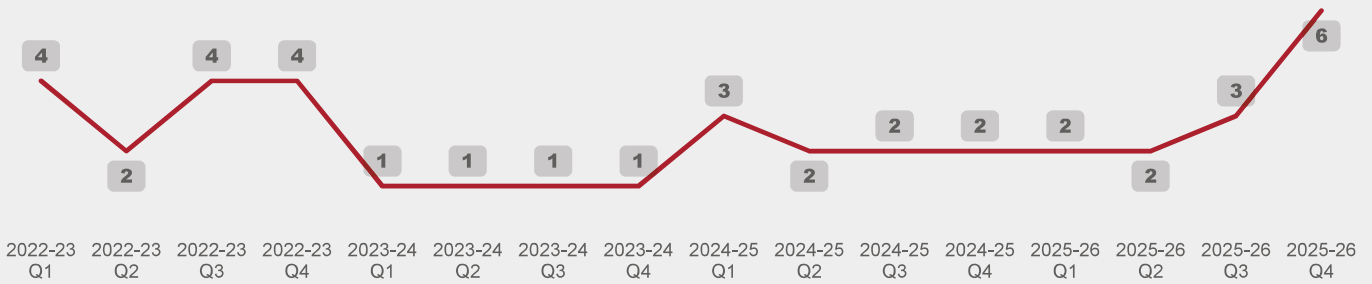


The information above provides a summary of the six-months (1 October 2025 - 31 March 2026) activity against headline indicators. It aims to provide - at a glance - our direction of travel during the current reporting period.

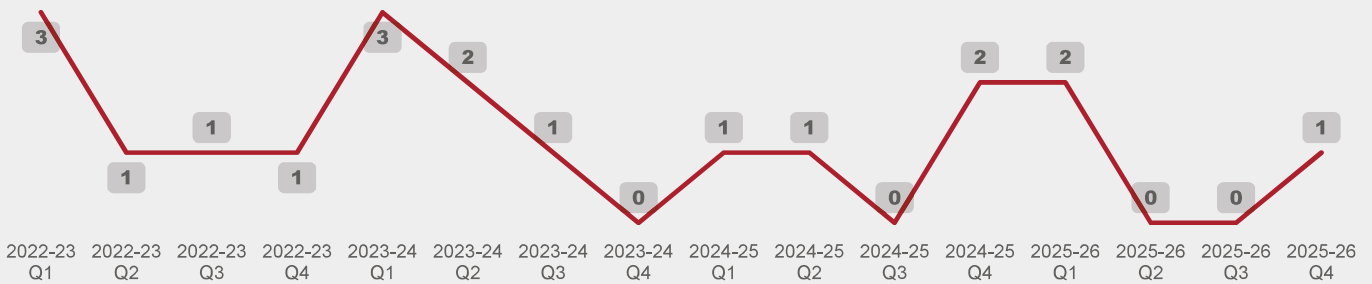
2. Trends

Previous 16 quarters (4 years)

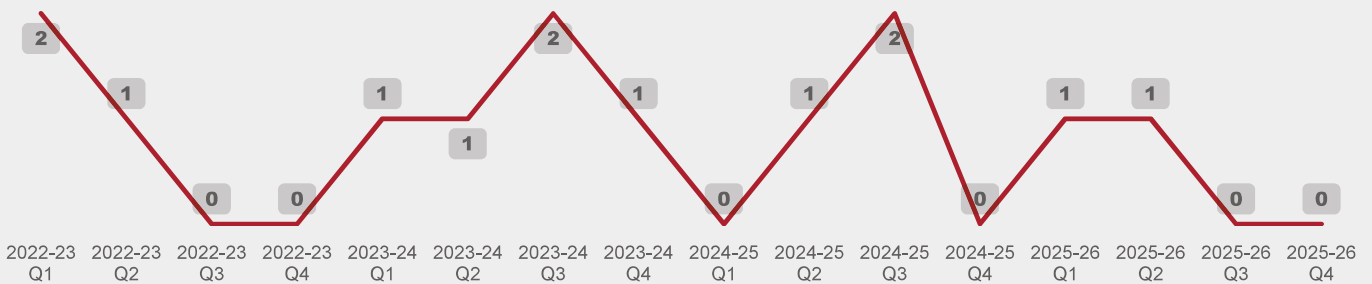
Accidental Dwelling Fires



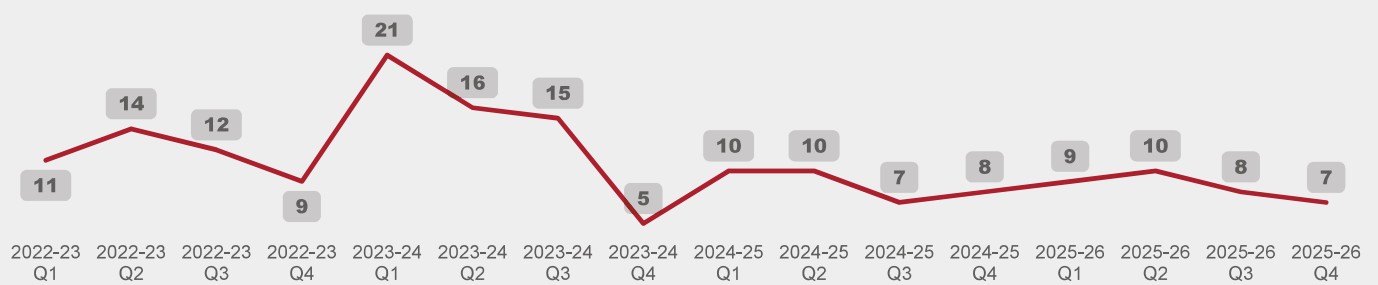
Deliberate Fires



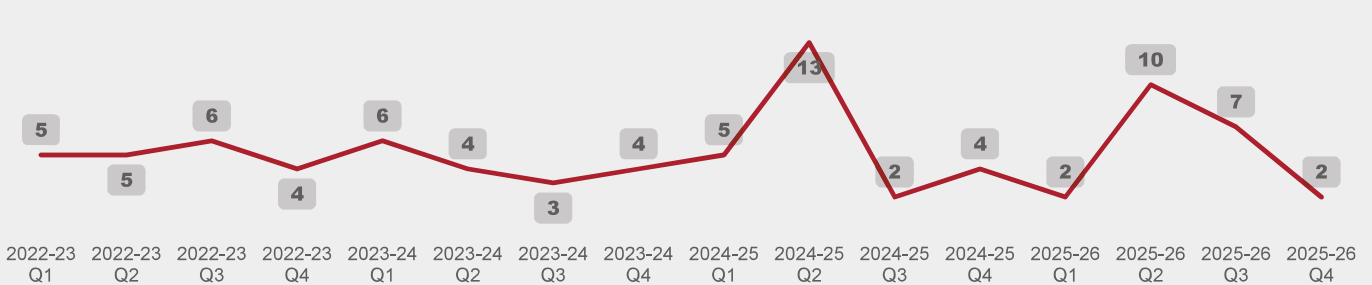
Non-Domestic Fires



Unwanted Fire Alarm Signals



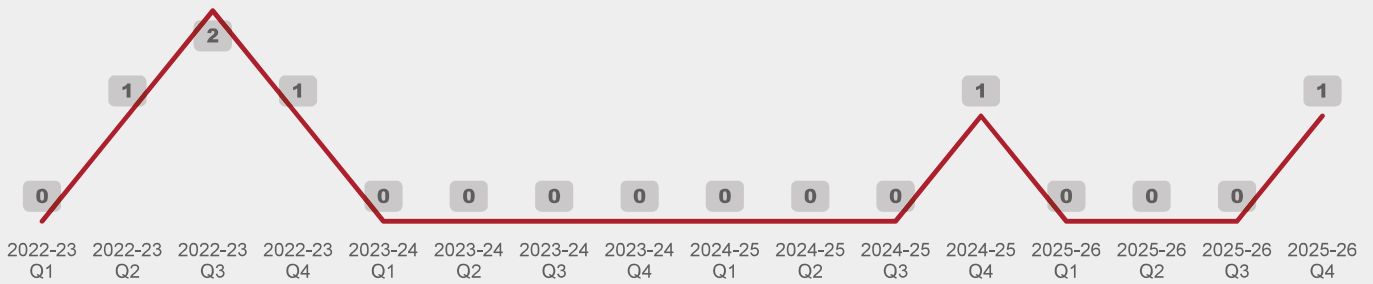
Road Traffic Collisions



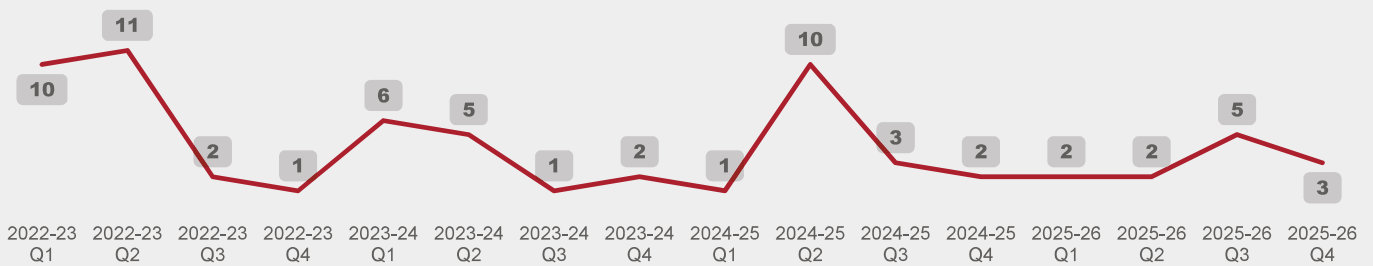
2. Trends

Previous 16 quarters (4 years)

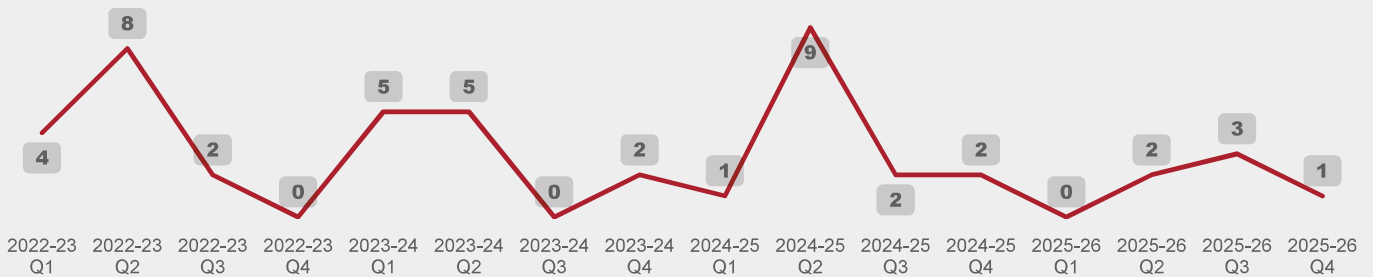
Accidental Dwelling Fire Casualties



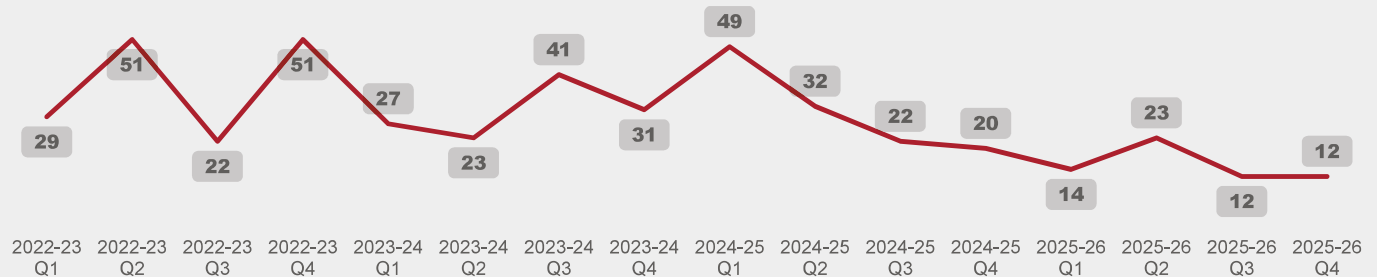
Non-Fire Casualties



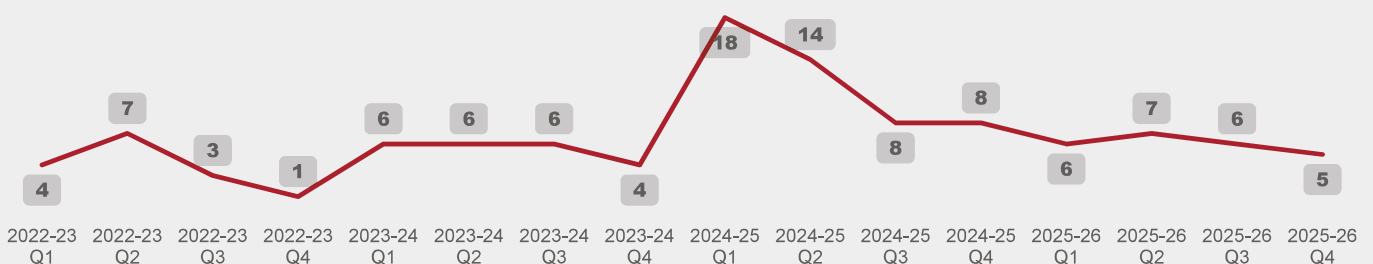
Road Traffic Collision Casualties



Home Fire Safety Visits



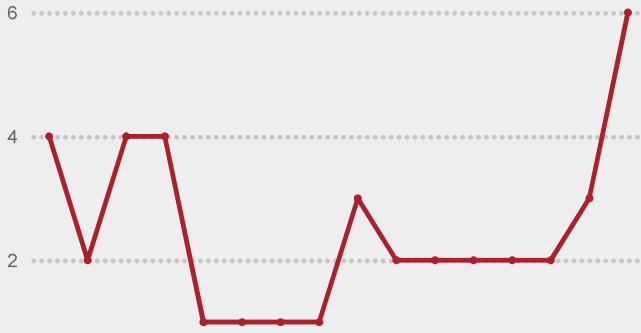
Fire Safety Audits



3. Accidental Dwelling Fires

2025-26 Q3 & Q4

Trend by Quarter (4 years)



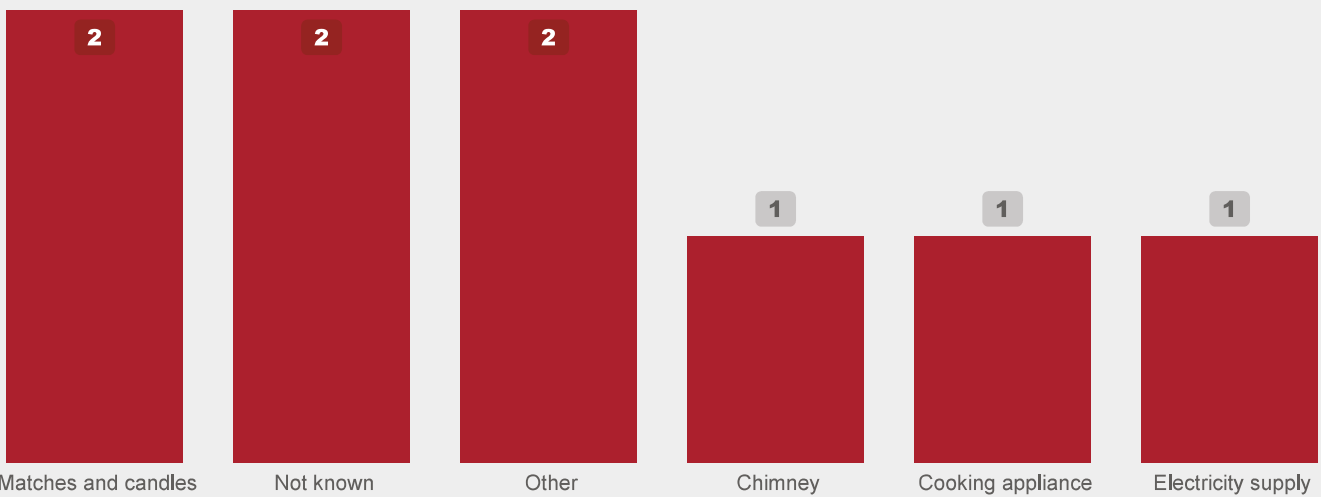
Extent of Damage	Incidents
Limited to item 1st ignited	3
Not applicable	2
Limited to room of origin	1
Roof space and other floors(s)	1
Roof space only	1
Whole building	1

Incidents by Ward

Wester Ross, Strathpeffer & Lochalsh



Source of Ignition (Top 10)



9

Accidental Dwelling Fires in this period

There were **9 Accidental Dwelling Fires (ADFs)**, the majority are classed as low severity, requiring little or no intervention from the Service and minimal fire damage.

All ADF's are followed up with a HFSV and agency referrals where required.

4. Accidental Dwelling Fire Casualties

2025-26 Q3 & Q4

Trend by Quarter (4 years)



Nature of Injury/Cause of Death	Casualties
Burns - slight	1

Casualties by Ward

Wester Ross, Strathpeffer & Lochalsh



1

Non-Fatal Casualties

0

Fatal Casualties

0

People Rescued by Firefighters

Extent of Harm (Non-Fatal)



0

First Aid Given at Scene



1

Hospital Slight Injuries



0

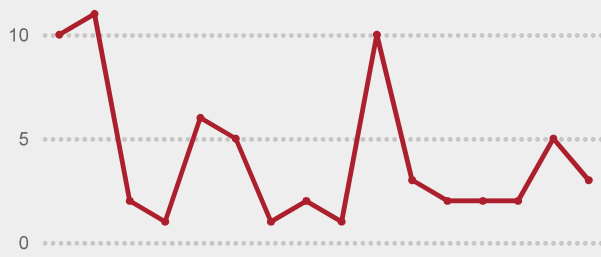
Hospital Serious Injuries

There was **1 ADF Casualty** in this reporting period, however their injuries appeared to be slight. It should be noted that these figures do not include those who have been recommended to have a precautionary check up.

5. Non-Fire Casualties

2025-26 Q3 & Q4

Trend by Quarter (4 years)



Casualties by Ward

Nature of Injury/Cause of Death	Casualties
Back / Neck injury (spinal)	3
Bruising	2
Chest pain / Heart condition / Cardiac arrest	1
Fracture	1
Other	1



8

Non-Fatal Casualties

0

Fatal Casualties

6

People Rescued by Firefighters

Extent of Harm (Non-Fatal)

0

First Aid Given at Scene

5

Hospital Slight Injuries

3

Hospital Serious Injuries

There were **0 Non-Fire Fatalities** and **8 Non-Fire Non-Fatal Casualties** in this reporting period. All eight casualties attended hospital with 3 appearing to have serious injuries.

6. Deliberate Fires

2025-26 Q3 & Q4

Trend by Quarter (4 years)



Incidents by Ward

Wester Ross, Strathpeffer & Lochalsh

1

Property Type

Incident

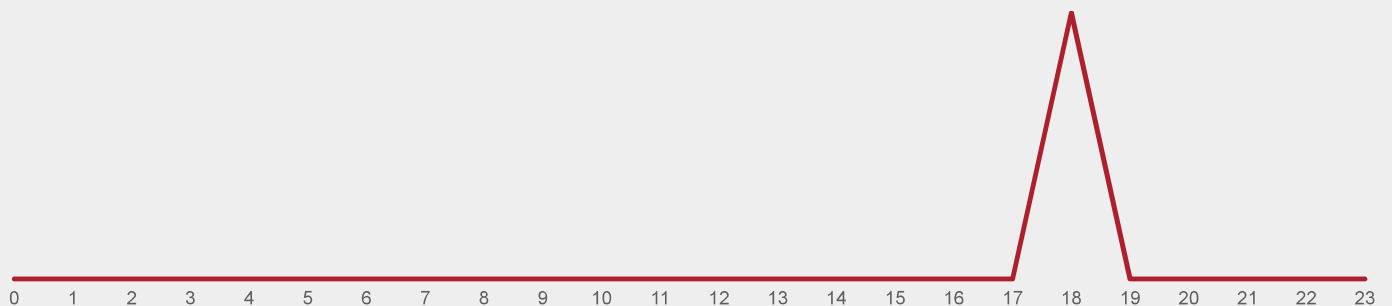
Grassland, woodland and crops

1

1

Deliberate Fires in this period

Hour of Day



There was **1 Deliberate Fire** during this reporting period, which is a decrease from the previous reporting period. Referrals are made to other agencies for those at work within our communities.


Trend by Quarter (4 years)



Incidents by Ward

Top 15 Property Types

Property Type	Incidents
---------------	-----------



0

**Non-Domestic
Fires in this
period**

Extent of Damage

There were **0 Non-Domestic Fires** within this six-month reporting period, which sees a decrease compared to the previous reporting period.


8. Unwanted Fire Alarm Signals

2025-26 Q3 & Q4

Trend by Quarter (4 years)



Incidents by Ward



Top 15 Property Types

Property Type	Incidents
Hotel/motel	6
Other holiday residence (cottage, flat, chalet)	3
Residential Home	3
Boarding School accommodation	1
Education	1
Entertainment and culture	1

15

Unwanted Fire Alarm Signals in this period

There has been a slight decrease in this reporting period, with **15 Unwanted Fire Alarm Signals (UFAS)**. The figure continues to remain low following the Service's change to attend at commercial businesses and workplace premises.

9. Road Traffic Collisions

2025-26 Q3 & Q4

Trend by Quarter (4 years)



Incidents by Ward



9

Road Traffic Collisions in this period

Property Type	Incidents
Car	6
Motor Home	1
Multiple Vehicles	1
Other	1

Incident Type	Incidents
Vehicle (Non-fire)	9

4 Non-Fatal Casualties
 0 Fatal Casualties
 3 People Rescued by Firefighters

Extent of Harm (Non-Fatal)


0
 First Aid Given at Scene


3
 Hospital Slight Injuries


1
 Hospital Serious Injuries

This reporting period has been a decrease in the number of **Road Traffic Collisions (RTCs)** with us attending **9 RTCs**. There were **0 Fatalities** but there were **4 Non-Fatal Casualties**.

Our Prevention teams continue to work with partner agencies through the Highland Road Safety group, older Virtual Reality Scheme and Road Safety Scheme of new drivers.

10. Home Fire Safety Visits

2025-26 Q3 & Q4

HFSVs by Ward

24

Home Fire Safety Visits

Wester Ross, Strathpeffer & Lochalsh

24

11. Fire Safety Enforcement

Job Type	Count
Audit	11

Audits by Ward

Wester Ross, Strathpeffer & Lochalsh

11

We undertook **24 Home Fire Safety Visits (HFSVs)** within this reporting period. With the introduction of the new, modernised Home Fire Safety Visits system that enhances how we identify, assess and support the most at risk from fire, we may see an initial decline in referrals and HFSVs whilst the new system and referral pathways are embedded in.

Our Fire Safety Enforcement Officers and Auditing Officers have conducted **11 Audits** in this period.

12. Station Availability and Establishment

2025-26 Q3 & Q4

- 11 x On-Call Retained Duty System appliances across 10 Stations

These Stations serve the Wester Ross, Strathpeffer and Lochalsh population

***Please note the availability figures do not include Joint Mobilising availability.**

Station	Oct 25 – Nov 25 Availability* %	Staff 30/11/25	Dec 25 – Mar 26 Availability* %	Staff 31/03/26
Achiltibuie	60.47%	4	52.27%	7
Applecross	12.81%	5	42.98%	5
Aultbea	77.95%	10	84.94%	10
Gairloch	98.33%	12	99.46%	12
Glenelg	32.04%	8	59.61%	8
Kinlochewe	0%	3	0%	2
Kyle	93.58%	12	98.42%	13
Lochcarron	58.81%	8	66.49%	8
Torridon	54.94%	6	56.37%	6
Ullapool – 1 st Appliance	99.27%	17	99.35%	17
Ullapool – 2 nd Appliance	75.48%		8.21%	

Due to a change in systems the availability has been split into two time periods to account for the change over date.

Joint Breathing Apparatus (BA) Exercise



A joint breathing apparatus exercise with Aultbea and Gairloch Fire Stations was held recently at the NATO depot in Aultbea. The exercise focused on fire behaviour techniques, search and rescue, and the use of the EASE kit, and provided good learning outcomes for all involved. We are hopeful to continue with further combined drills in the future.



School Careers Fair and Gaelic Nursery



The Ullapool crew have been active in community engagement. Two of our Firefighters from Ullapool attended a school careers fair at the High School, engagement with approximately 50 pupils.

They also visited the Gaelic Nursery, where they spoke to around 20 children about the Fire Service and safety.

30 Years Service Recognition

Group Commander Mike Colliar recently presented Watch Commander John Campbell from Aultbea Fire Station with his 30 year clasp and certificate recognising his long and dedicated service to the Fire Service.



Community Asset Register

Over the past couple of months, work has been ongoing where the Service are looking into local resilience planning and encouraging the areas to join the Community Asset Register to assist partner agencies if required.

Young Carers Station Visits

There have been numerous station visits by young carers over the past few months, where they are provided with information about safety in the home and also shown around the stations.

Wildfire Meetings

A collective meeting was held in March with the estate owners in the Lochcarron, Applecross, Torridon and Kinlochewe areas. There were various discussions around equipment which is a shared asset between all the estates in the area.

14. Glossary of Terms

Term - What it means

ADF

Accidental Dwelling Fire.

HFSV

Home Fire Safety Visit.

PDIR

Post Domestic Incident Response, a term used to indicate actions taken following attendance at a fire or other incident in the home. PDIRs include amongst things the offer of a free follow up home fire safety visit.

RTC

Road Traffic Collision.

Special Service

Calls to incidents which are not fires or false alarms such as RTCs, rescues, flooding, incidents involving hazardous materials or the provision of assistance to other agencies.

UFAS

Unwanted Fire Alarm Signals. When an automatic fire detection and alarm system is activated as a result of anything other than an actual fire the activation is classed as a false alarm. If an attendance is made to such an event by the Scottish Fire and Rescue Service, then the event is recorded as an UFAS incident.

UFAS Policy Change

In response to COVID, on the 6th May 2020, the SFRS decided to send 1 pump to UFAS premises that did not have their own Predetermined attendance (PDA).

As of 1st July 2023, the COVID interim 1 pump response was ended and a new UFAS policy was implemented.

The new policy is to call challenge all UFAS incidents with the intention of non-attendance. Hospitals, care homes, and sleeping risk premises are all exempt and receive either 2 pumps or their premise specific PDA.



SCOTTISH

FIRE AND RESCUE SERVICE

Working together for a safer Scotland



BUSINESS
INTELLIGENCE

Design, figures and charts by the Business Intelligence team.