

Agenda Item	3
Report No	BSAC/08/26

The Highland Council

Committee: Badenoch and Strathspey Area Committee

Date: 27th April 2026

Report Title: Scottish Fire and Rescue Service Area Committee Performance Report

Report By: Local Senior Officer for Highland

1 Purpose/Executive Summary

- 1.1 This document presents a progress update to the Badenoch & Strathspey Area Committee regarding the implementation of the priorities specified in the Scottish Fire and Rescue Service Area Committee Plans for Badenoch & Strathspey.
- 1.2 Priority areas are delineated based on a comprehensive framework of intervention, prevention, and protection strategies. These initiatives are implemented collaboratively to mitigate risks faced by communities in Badenoch & Strathspey.
- 1.3 The report also contains previously agreed information and performance as requested by Area Committees.

2 Recommendations

- 2.1 Committee Members are invited to scrutinise and note the attached Area Performance Report.

3 Implications

- 3.1 **Resource** – There are no implications arising from this report
- 3.2 **Legal** – There are no implications arising from this report
- 3.3 **Community (Equality, Poverty, Rural and Island)** - There are no implications arising from this report
- 3.4 **Climate Change / Carbon Clever** - There are no implications arising from this report
- 3.5 **Risk** - There are no implications arising from this report
- 3.6 **Health and Safety (risks arising from changes to plant, equipment, process, or people)** – There are no implications arising from this report
- 3.7 **Gaelic** - There are no implications arising from this report

4 Badenoch and Strathspey Committee Performance Report

- 4.1 The enclosed performance report delineates the current metrics for Quarters 3 and 4, covering the period from 1 October 2025 to 31 March 2026. It benchmarks these figures against data from the past three reporting years retrieved from the central performance management database of the Scottish Fire and Rescue Service (SFRS), focusing on key performance indicators and timelines previously established. It's important to note that the turnaround times and statistics are subject to delays, and any unresolved data may be carried over into the next reporting quarter.
- 4.2 In achieving the priorities within the Area Plan for Badenoch and Strathspey a number of prevention activities are being progressed including the delivery of free home fire safety visits (HFSV) through our operational On-Call Retained Duty System (RDS) and Volunteer Duty System (VDS) Crews and Community Safety Advocates (CSA), post domestic incident response (PDIR) both of which are aimed at reducing accidental dwelling house fires following our attendance at any incidents of this type. Referrals are made to other agencies for those at work within our communities.
- Local managers also support the partnership delivered Bye Law campaign, road safety programmes, and the reduction of fire-related antisocial behaviour through targeted youth engagement activities and thematic action plans.
- 4.3 Staff also undertake Operational Intelligence (OI) visits to the higher risk premises in Badenoch and Strathspey to gather vital information on the hazards and risks on these sites which can help our operational response and firefighter safety.
- 4.4 It must be emphasised that the baseline figures for some of the indicators within the report are very low and this can make meaningful statistical analysis challenging. The low figures can also make it inappropriate to provide detailed data analysis which could compromise personal information.
- 4.5 SFRS continues to actively deliver its On Call RDS/VDS recruitment and training processes to meet the national and local requirements. While we promote campaigns through local media and key community contacts, continued local area support is welcome for recruitment across the district.
- 4.6 The performance report shows:

Accidental Dwelling Fires (ADF's) – There were 6 ADF's in this 6-month reporting period, all classed as low severity. This figure is below the 3-year average for the area. The Service continues to work closely with partner agencies and communities to reduce the risk of fire and harm to house holders and their property, by means of Post Domestic Incident Response (PDIR), Home Fire Safety Visits (HFSV's) and agency referrals.

Fatalities/Casualties - There were no fire fatalities and no fire casualties for this period.

Deliberate Fires – There were 12 deliberate fires in this reporting period which is above the 3-year average but a decrease on the previous period. Of these incidents, 8 were related to outdoor fires, and 3 secondary fires.

Unwanted Fire Alarm Signals (UFAS) – We attended 19 UFAS incidents in this reporting period which comparable to the 3-year average and is mostly related to sleeping accommodation. Personnel continue to work in partnership with the clear aim of trying to eliminate all incident types through our preventative work and targeted engagement with premises.

Special Services - We attended 14 Road Traffic Collisions which is comparable with the 3-year average. There was 1 RTC Related Fatality and 9 RTC Related Injuries, all of whom 7 went to hospital. Our Prevention teams are working with partner agencies through the Highland Road Safety group, Older driver Virtual Reality Scheme and Road Safety Scheme for new drivers.

Prevention

5.1

Community Safety - 31 Home fire safety visits were delivered in the Badenoch and Strathspey area in this period. This is delivered by both on-call firefighters and by members of the Highland based Community Action Team.

Fire Safety Enforcement – 27 audits were completed within the Badenoch and Strathspey area in this period.

Designation: Local Senior Officer for Highland

Date: 10/04/2026

Author: Station Commander Lesley Stubbs

Background Papers: Badenoch and Strathspey Committee Performance Report



**Highland
Badenoch and Strathspey Area
Committee**

**2025-26 Q3 & Q4
Scrutiny Report**



**SCOTTISH
FIRE AND RESCUE SERVICE**

Working together for a safer Scotland

**Working together
for a safer Scotland**

Highland

Badenoch and Strathspey Area Committee

2025-26 Q3 & Q4

Scrutiny Report

Contents













1	Summary
2	Trends
3	Accidental Dwelling Fires (ADFs)
4	Accidental Dwelling Fire Casualties
5	Non-Fire Casualties
6	Deliberate Fires
7	Non-Domestic Fires
8	Unwanted Fire Alarm Signals (UFAS)
9	Road Traffic Collisions (RTCs)
10	Home Fire Safety Visits (HFSVs)
11	Fire Safety Enforcement
12	Station Availability and Establishment
13	Community Safety & Engagement
14	Glossary of Terms

About the statistics within this report

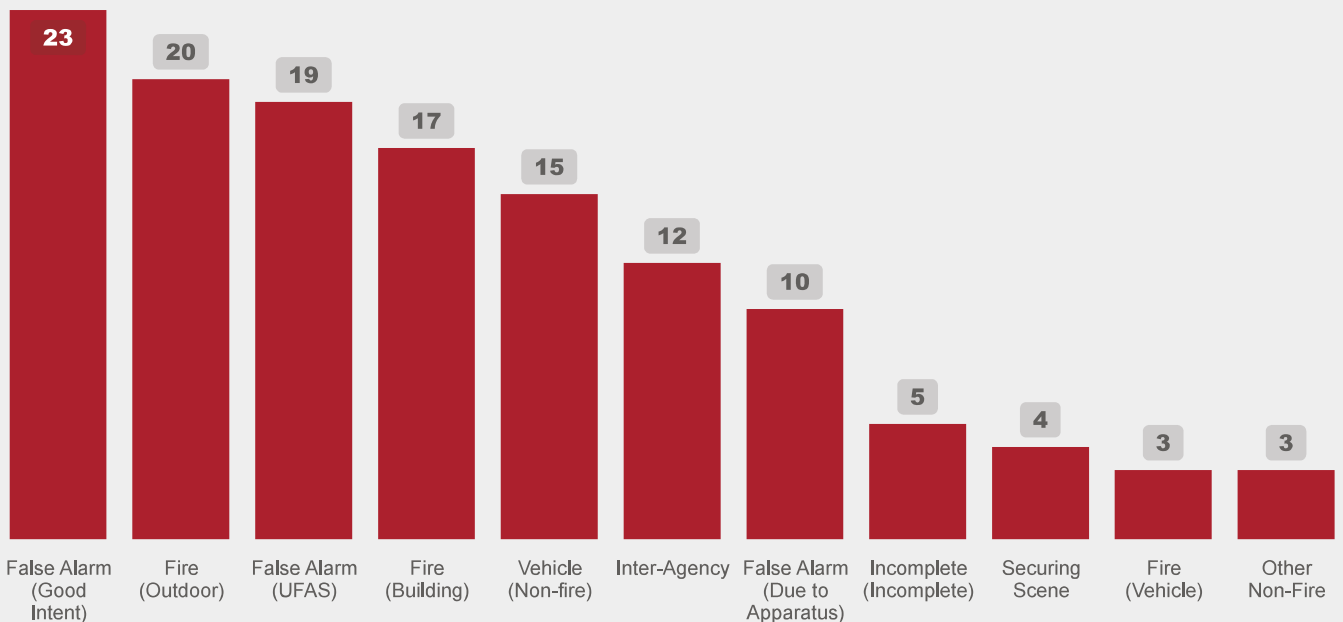
The activity totals and other statistics quoted within this report are published in the interests of transparency and openness. They are provisional in nature and subject to change as a result of ongoing quality assurance and review. Because all statistics quoted are provisional there may be a difference in the period totals quoted in our reports after local publication which result from revisions or additions to the data in our systems. The Scottish Government publishes official statistics each year which allow for comparisons to be made over longer periods of time.

1. Summary

2025-26 Q3 & Q4

 137 Total Incidents (Incl. Incompletes)	 40 Fires	 39 Non-Fire Incidents	 53 False Alarms	 19 UFAS
 5 People Rescued by Firefighters	 0 People Receiving First Aid or Hospital Treatment (Fires)	 0 Fire Fatalities	 12 People Receiving First Aid or Hospital Treatment (Non-Fire)	 2 Non-Fire Fatalities
 31 Home Fire Safety Visits	 27 Fire Safety Audits			

Top 10 Incident Types

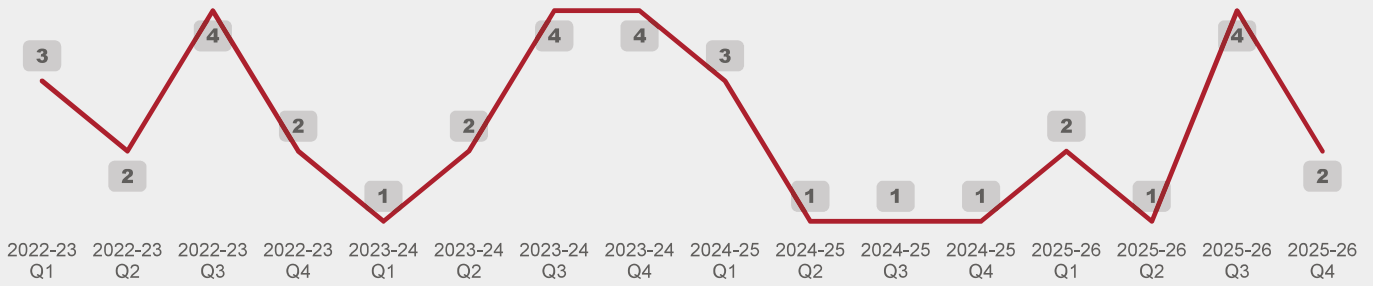


The information above provides a summary of the six-months (1 October 2025 - 31 March 2026) activity against headline indicators. It aims to provide - at a glance - our direction of travel during the current reporting period.

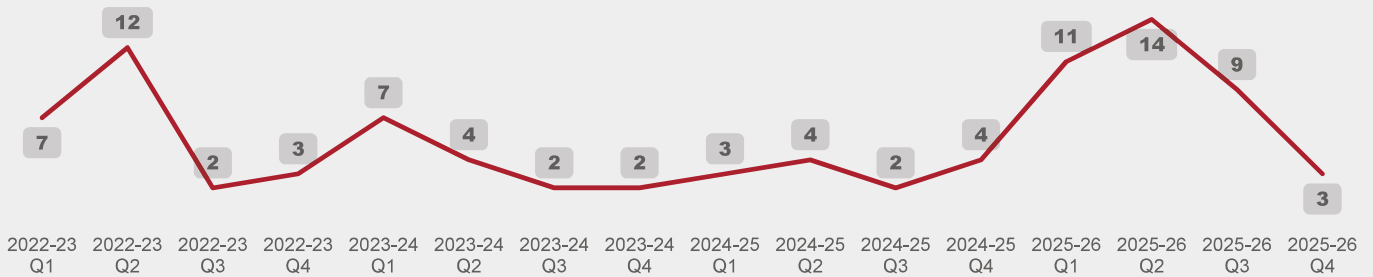
2. Trends

Previous 16 quarters (4 years)

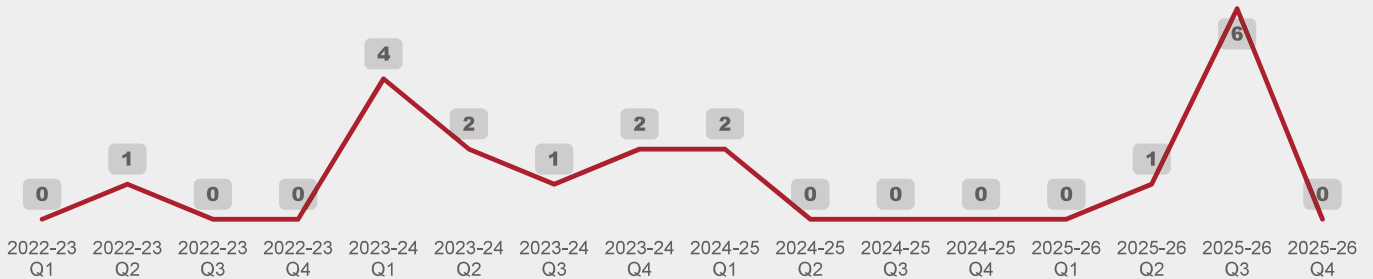
Accidental Dwelling Fires



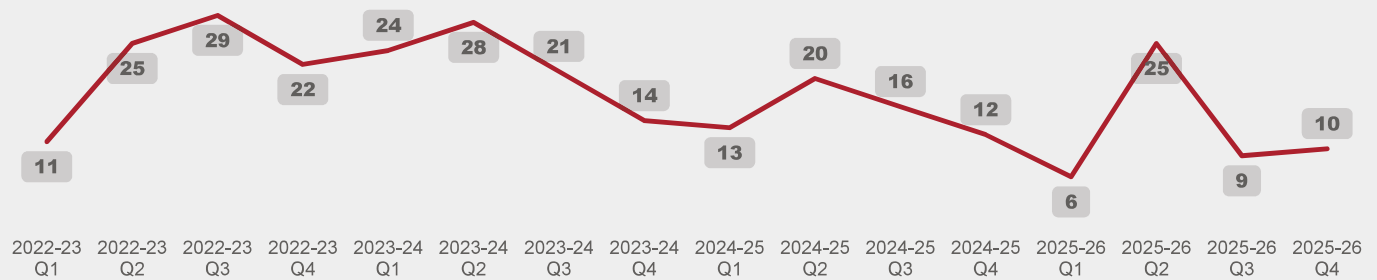
Deliberate Fires



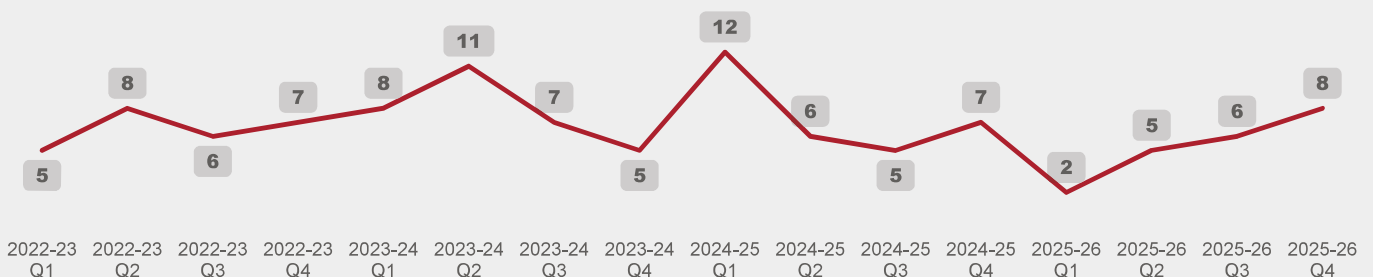
Non-Domestic Fires



Unwanted Fire Alarm Signals



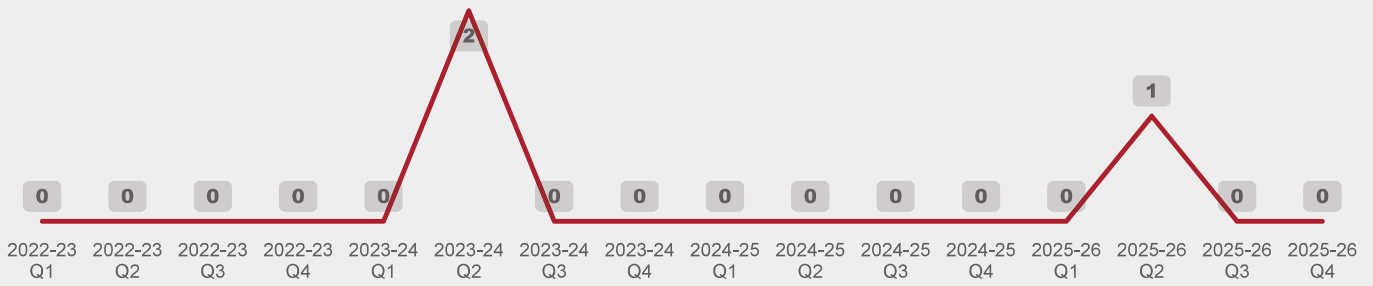
Road Traffic Collisions



2. Trends

Previous 16 quarters (4 years)

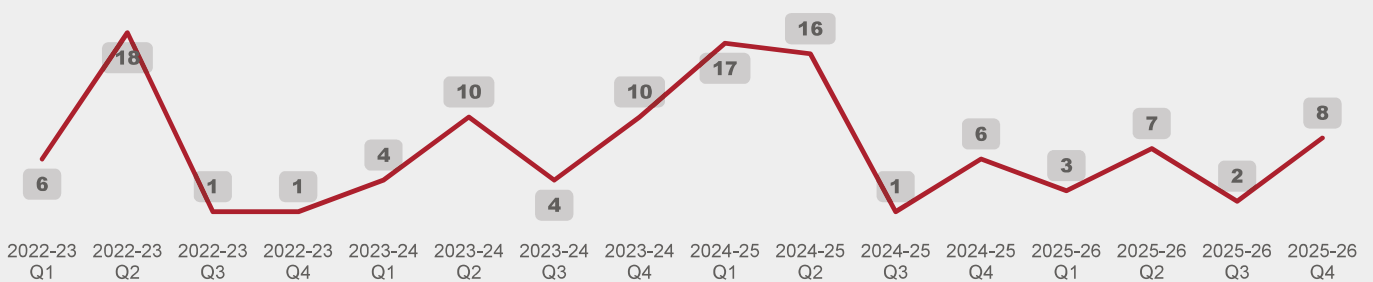
Accidental Dwelling Fire Casualties



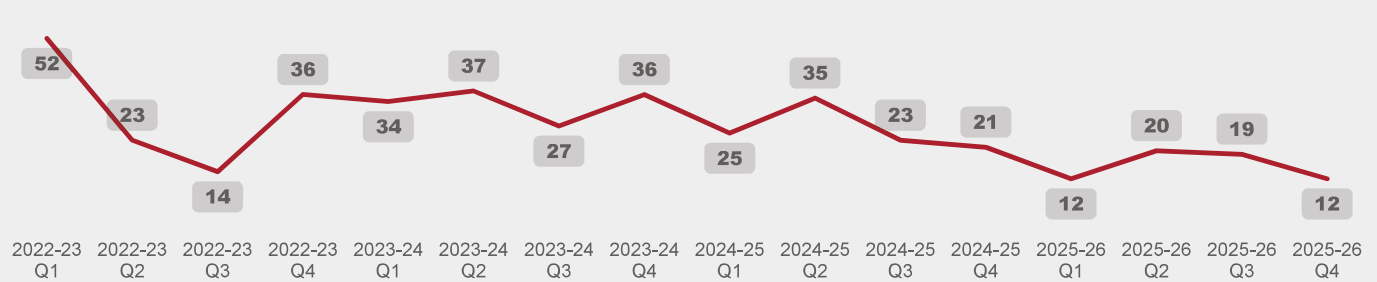
Non-Fire Casualties



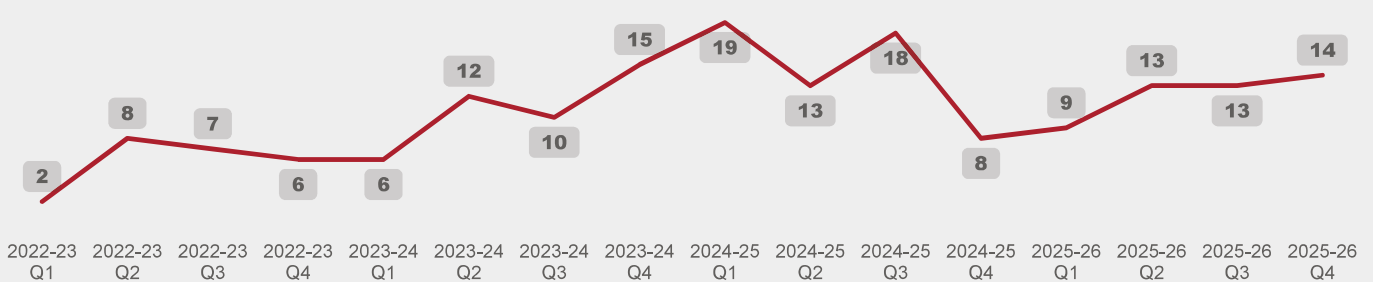
Road Traffic Collision Casualties



Home Fire Safety Visits



Fire Safety Audits



3. Accidental Dwelling Fires

2025-26 Q3 & Q4

Trend by Quarter (4 years)



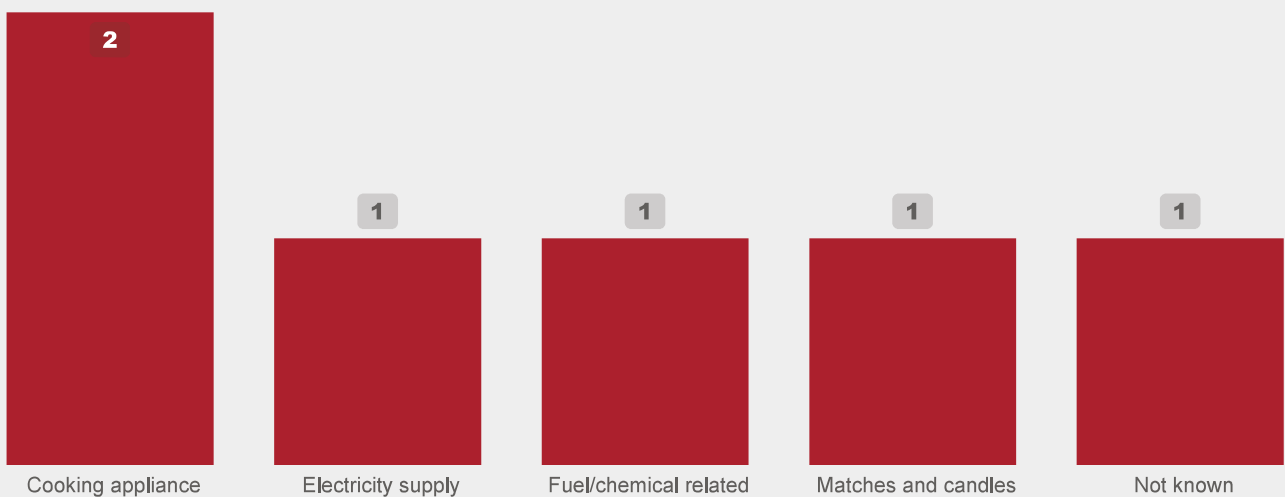
Extent of Damage	Incidents
Not applicable	4
Limited to item 1st ignited	1
Roof space only	1

Incidents by Ward

Badenoch & Strathspey



Source of Ignition (Top 10)



6
Accidental Dwelling Fires
in this period

There were **6 Accidental Dwelling Fires (ADFs)**, the majority are classed as low severity, requiring little or no intervention from the Service and minimal fire damage. This is an increase when compared to the previous reporting period.

All ADF's are followed up with a HFSV and agency referrals where required.

4. Accidental Dwelling Fire Casualties

2025-26 Q3 & Q4

Trend by Quarter (4 years)



Casualties by Ward

Nature of Injury/Cause of Death	Casualties
---------------------------------	------------

0 Non-Fatal Casualties	0 Fatal Casualties	0 People Rescued by Firefighters
-------------------------------------	---------------------------------	--

Extent of Harm (Non-Fatal)

 0	 0	 0
First Aid Given at Scene	Hospital Slight Injuries	Hospital Serious Injuries

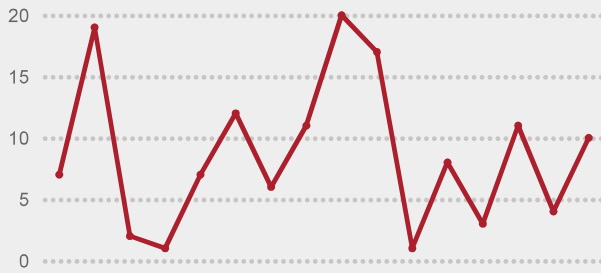
During this reporting period, there were **0 ADF Casualties**. This is a decreased compared to the previous reporting period.

It should be noted that these figures do not include those who have been recommended to have a precautionary check up.

5. Non-Fire Casualties

2025-26 Q3 & Q4

Trend by Quarter (4 years)



Casualties by Ward



Nature of Injury/Cause of Death	Casualties
Chest / Abdominal injury	3
Cuts/Lacerations	3
Fracture	2
Not known	2
Breathing difficulties (Other than 'Overcome by gas, smoke or toxic fumes, asphyxiation')	1
Bruising	1
Concussion	1
Other physical injury	1

12
Non-Fatal
Casualties

2
Fatal
Casualties

5
People
Rescued by
Firefighters

Extent of Harm (Non-Fatal)

 **2**

First Aid Given
at Scene

 **4**

Hospital Slight
Injuries

 **6**

Hospital Serious
Injuries

In this reporting period we have seen a slight increase in Non-Fire casualties. There were **2 Non-Fire Fatalities** and **12 Non-Fire Non-Fire Casualties**.

6. Deliberate Fires

2025-26 Q3 & Q4

Trend by Quarter (4 years)



Incidents by Ward

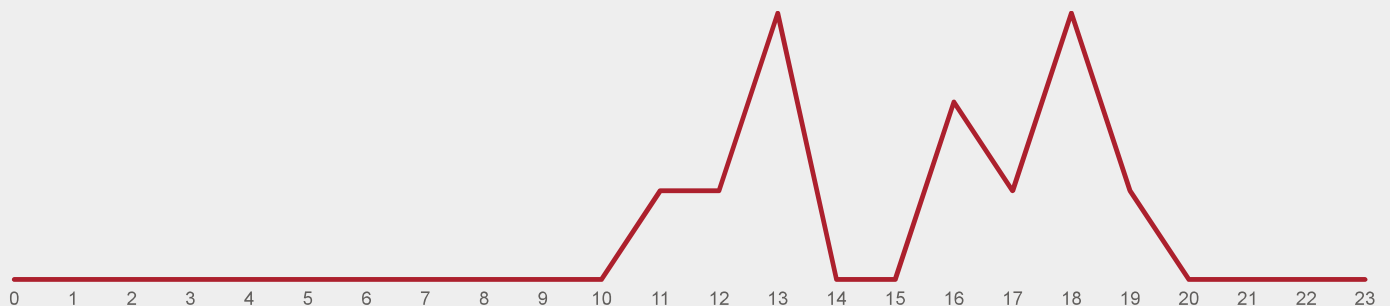


Property Type	Incident
Grassland, woodland and crops	3
Other outdoors (including land)	3
Refuse	2
Non Residential	1
Outdoor equipment and machinery	1
Outdoor structures	1
Road Vehicle	1

12

Deliberate Fires in this period

Hour of Day

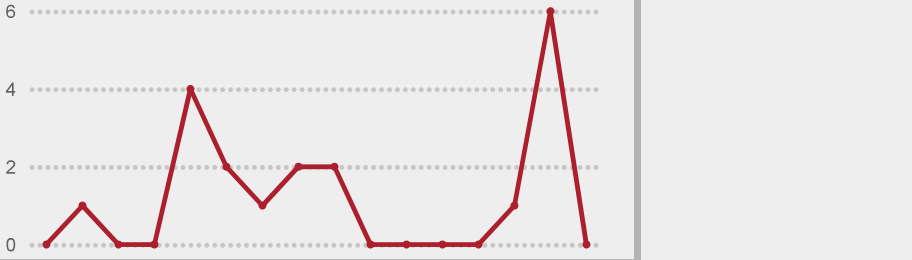


During this reporting period there were **12 Deliberate Fires**, which sees a significant decrease in comparison to previous reporting periods.

7. Non-Domestic Fires

2025-26 Q3 & Q4

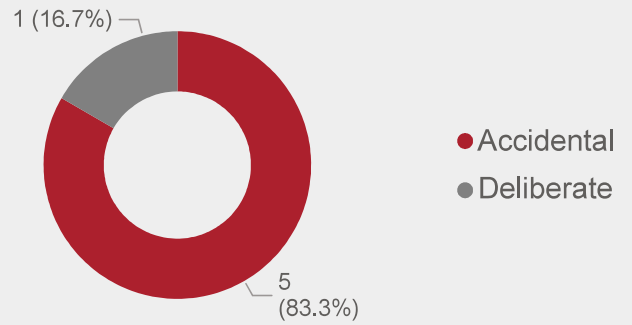
Trend by Quarter (4 years)



Top 15 Property Types

Property Type	Incidents
Education	2
Hotel/motel	1
Industrial Processing	1
Offices and call centres	1
Public toilets	1

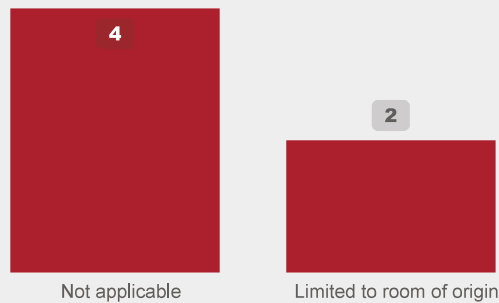
Incidents by Ward



6

Non-Domestic Fires in this period

Extent of Damage

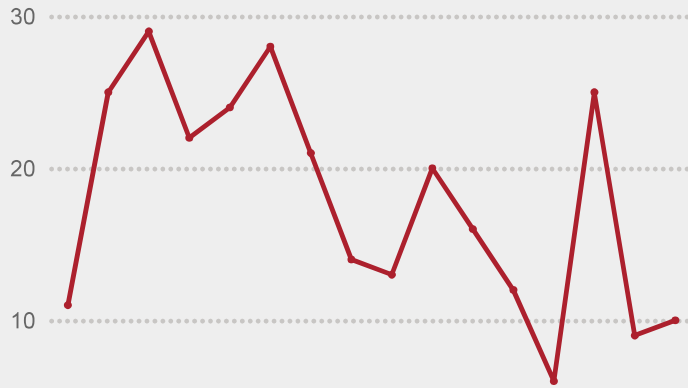


There were **6 Non-Domestic Fires** during this reporting period which is an increased when compared to the previous reporting period.

8. Unwanted Fire Alarm Signals

2025-26 Q3 & Q4

Trend by Quarter (4 years)



Incidents by Ward

Badenoch & Strathspey

19

Top 15 Property Types

Property Type	Incidents
Hotel/motel	9
Hospitals and medical care	3
Residential Home	2
Youth hostel	2
Entertainment and culture	1
Food and Drink	1
Other Residential Home	1

19

Unwanted Fire Alarm Signals in this period

We attended **19 Unwanted Fire Alarm Signals (UFAS)** during this reporting period, which shows a significant decrease when compared to the previous reporting period.

The figure continues to remain low following the Service's change to attend at commercial and workplace premises.

9. Road Traffic Collisions

2025-26 Q3 & Q4

Trend by Quarter (4 years)



Incidents by Ward



14

Road Traffic Collisions in this period

Property Type	Incidents
Car	7
Multiple Vehicles	5
Motor Home	1
Van	1

Incident Type	Incidents
Vehicle (Non-fire)	14

9 Non-Fatal Casualties

1 Fatal Casualties

4 People Rescued by Firefighters

Extent of Harm (Non-Fatal)

 **2**
First Aid Given at Scene

 **2**
Hospital Slight Injuries

 **5**
Hospital Serious Injuries

During this reporting period we attended **14 Road Traffic Collisions (RTCs)** which is an increase when compared to the previous reporting period. There were **9 Non-Fatal Casualties** and **1 Fatality**.

Our Prevention teams continue to work with partner agencies through the Highland Road Safety group, older driver Virtual Reality Scheme and Road Safety Scheme of new drivers.

10. Home Fire Safety Visits

2025-26 Q3 & Q4

HFSVs by Ward

31

Home Fire Safety Visits

Badenoch & Strathspey

31

11. Fire Safety Enforcement

Job Type	Count
Audit	27
Short Post Fire Audit	3
Consultation	2
Specific Visit	1

Audits by Ward

Badenoch & Strathspey

27

We undertook **31 Home Fire Safety Visits (HFSVs)** during this reporting period. With the introduction of the new, modernised Home Fire Safety Visit system that enhances how we identify, assess and support the most at risk from fire, we may see an initial decline in referrals and HFSVs whilst the new system and referral pathways are embedded.

Our Fire Safety Enforcement Officers and Auditing Officers have conducted 27 audits during the reporting period.

12. Station Availability and Establishment

2025-26 Q3 & Q4

- 4 x On-Call Retained Duty System appliances across 3 Stations
- 3 x On-Call Volunteer Duty System vehicles/Community Response Units across 3 Stations

These Stations serve the Badenoch and Strathspey population

***Please note the availability figures do not include Joint Mobilising availability.**

Station	Oct 25 – Nov 25 Availability* %	Staff 30/11/25	Dec 25 – Mar 26 Availability* %	Staff 31/03/26
Aviemore	94.14%	10	90.32%	10
Carrbridge (CRU)	N/A	8	58.54%	9
Grantown – 1 st Appliance	98.24%	16	98.94%	16
Grantown – 2 nd Appliance	51.08%		61.71%	
Kingussie	89.29%	9	95.12%	9
Nethybridge (CRU)	N/A	0	0%	0
Newtonmore (CRU)	N/A	8	93.68%	8

Due to a change in systems the availability has been split into two time periods to account for the change over date.

Brew with the Crew

A Brew with the Crew event was held at Grantown Fire Station in November, where the station personnel engaged with the public giving them an overview of the role of a Firefighter, fire safety advice and recruitment information.



Visit to Aviemore Primary School



In November, an appliance from Aviemore Station together with some of our Community Safety Advocates attended Aviemore Primary School to provide the Primary 5 pupils information about the dangers of fireworks.



Junior Ranger Engagement

In February an appliance from Grantown Fire Station attended the Junior Ranger Engagement event at Dava Way to support Junior Ranger training within the Cairngorms National Park.

In March our Community Safety Advocate Mark Fowler attended a Junior Ranger Engagement at Glenfeshie.

Cairngorm National Park Bye Laws



A new seasonal Bye Law will come into place on 1 April 2026 in the Cairngorm National Park running until 30 September. The Bye Law means that campfires and barbecues will not be permitted within the National Park during this time. The Fire Service has been one of the partners working the National Park. To promote the launch of the bye law, Firefighter Stanton from Grantown Fire Station was interviewed by Channel 4 News.

Glenmore Gathering, Badaguish

In March, Station Commander Lesley Stubbs and Community Safety Advocate Mark Fowler attend the annual event which is hosted by Forestry and Land Scotland. The event brings together local business representatives and other stakeholders to share information and updates about their work in Glenmore. The aim is to promote a community spirit and help all stakeholders to work together effectively and positively. Our personnel provided support to the Cairngorm National Park and associated Rangers with the implementation of the Bye-Laws.

Project 66 – Team Martin

Ff Thomas Kwiczala from Aviemore Station took part in Project 66 – Team Martin, which saw him running 10km every day for 66 days to raise monies for The Fire Fighters Charity and Macmillan in support of a former colleague. His final run was at the Aviemore Park Run on 21 March, which saw him running the course wearing his fire-fighting kit.



13. Glossary of Terms

Term - What it means

ADF

Accidental Dwelling Fire.

HFSV

Home Fire Safety Visit.

PDIR

Post Domestic Incident Response, a term used to indicate actions taken following attendance at a fire or other incident in the home. PDIRs include amongst things the offer of a free follow up home fire safety visit.

RTC

Road Traffic Collision.

Special Service

Calls to incidents which are not fires or false alarms such as RTCs, rescues, flooding, incidents involving hazardous materials or the provision of assistance to other agencies.

UFAS

Unwanted Fire Alarm Signals. When an automatic fire detection and alarm system is activated as a result of anything other than an actual fire the activation is classed as a false alarm. If an attendance is made to such an event by the Scottish Fire and Rescue Service, then the event is recorded as an UFAS incident.

UFAS Policy Change

In response to COVID, on the 6th May 2020, the SFRS decided to send 1 pump to UFAS premises that did not have their own Predetermined attendance (PDA).

As of 1st July 2023, the COVID interim 1 pump response was ended and a new UFAS policy was implemented.

The new policy is to call challenge all UFAS incidents with the intention of non-attendance. Hospitals, care homes, and sleeping risk premises are all exempt and receive either 2 pumps or their premise specific PDA.



SCOTTISH FIRE AND RESCUE SERVICE

Working together for a safer Scotland



BUSINESS
INTELLIGENCE

Design, figures and charts by the Business Intelligence team.