

Agenda Item	9iv
Report No	CIA/26/26

The Highland Council

Committee: City of Inverness Area

Date: 18 May 2026

Report Title: Kilchuimen Academy Associated School Group Overview

Report By: Assistant Chief Executive – People Cluster

1. Purpose/Executive Summary

1.1 This report provides an update of key information in relation to the schools within the Kilchuimen Academy Associated School Group (ASG) and provides useful updated links to further information in relation to these schools.

1.2 The primary schools in this area serve 21 pupils, ELC settings serve 4 children (4 in LA settings as at September Census), with the secondary school serving 41 young people.

2. Recommendations

2.1 Members are asked to:

- i. Scrutinise and note the content of the report

3. Implications

3.1 Resource

There are no implications arising from this report.

3.2 Legal

There are no implications arising from this report.

3.3 Risk

The Service is committed to a sustained focus on progress and improvement to mitigate against the risk of under-performance which impacts on children and young people being able to achieve their full potential.

3.4 Health and Safety (risks arising from changes to plant, equipment, process, or people)

There are no implications arising from this report.

3.5 Gaelic

Continued improvements in primary phase Gaelic Medium Education attainment will support progress in secondary.

4. Impacts

- 4.1 In Highland, all policies, strategies or service changes are subject to an integrated screening for impact for Equalities, Poverty and Human Rights, Children’s Rights and Wellbeing, Climate Change, Islands and Mainland Rural Communities, and Data Protection. Where identified as required, a full impact assessment will be undertaken.
- 4.2 Considering impacts is a core part of the decision-making process and needs to inform the decision-making process. When taking any decision, Members must give due regard to the findings of any assessment.
- 4.3 This is an update report and therefore an impact assessment is not required.

5. School Website Links

- 5.1 Secondary – [Link to Kilchuimen Academy website](#)
 Primary – [Link to School information on Highland Council website](#)

School	Link to School Webpage
Kilchuimen Primary	Kilchuimen Primary website

- 5.2 Standards and Quality Reports – latest reports:

School	Leadership of change	Learning, teaching and assessment	Ensuring wellbeing, equality and inclusion	Raising attainment and achievement
Kilchuimen Academy	Satisfactory	Satisfactory	Very Good	Satisfactory
Kilchuimen Primary	Good	Good	Very Good	Satisfactory

ELC	Leadership of change	Learning, teaching and assessment	Ensuring wellbeing, equality and inclusion	Raising attainment and achievement
Kilchuimen PS Nursery	Good	Very Good	Very Good	Good

6. Education Scotland Inspection Reports

6.1

School	Date of Latest Published Report	Link to Education Scotland Pages
Kilchuimen Primary	*+ 5 Years	Link

*Education Scotland website shows review and inspection reports in last 5 years, older reports are no longer available to view on the site.

7. School Rolls

7.1 ASG School Rolls – Session 2025-26

Primary School	P1	P2	P3	P4	P5	P6	P7	Total
Kilchuimen Primary	1	5	1	5	5	1	3	21
Total	1	5	1	5	5	1	3	21

School Name	S1	S2	S3	S4	S5	S6	TOTAL S1-S6
Kilchuimen Academy	7	11	7	4	8	4	41

7.2 School Roll and Capacity Forecasts

The school roll and capacity forecast for the ASG can be found here:

https://www.highland.gov.uk/info/878/schools/818/school_roll_forecasts

8. Attendance / Absence / Exclusions – Session 2024/25

8.1

Primary Schools	% Actual Attendance	% Authorised Absences	% Unauthorised Absences	(2024/25) No of Exclusions	(2024/25) Exclusion Rates per 1000 pupils
National Primary (2024-25)	93.10%	4.30%	2.60%	2004	5.3
Highland Primary (2024-25)	92.70%	5.10%	C	61	C
Kilchuimen Primary	91.31%	6.26%	C	C	C

Secondary School	% Actual Attendance	% Authorised Absences	% Unauthorised Absences	(2024/25) No of Exclusions	(2024/25) Exclusion Rates per 1000 pupils
National Secondary (2024-25)	88.40%	6.60%	5.00%	8472	26.9
Highland Secondary (2024-25)	86.80%	7.50%	5.70%	454	32.7
Kilchuimen Academy	88.15%	7.91%	3.95%	-	-

c = value suppressed to protect against the risk of disclosure of personal information

9. Attainment Profile

9.1 Primary Attainment – Pupils Achieving Expected National Curriculum for Excellence Levels – P1, 4, 7 Combined, Literacy and Numeracy

2024/25	Roll P1/4/7	Reading	Writing	Listening & Talking	Numeracy
National		81%	77%	88%	80%
Highland		77%	72%	87%	75%
Kilchuimen Primary	21	c	c	c	c

2023/24	Roll P1/4/7	Reading	Writing	Listening & Talking	Numeracy
National		81%	76%	87%	80%
Highland		76%	71%	87%	74%
Kilchuimen Primary	17	c	c	c	c

2022/23	Roll P1/4/7	Reading	Writing	Listening & Talking	Numeracy
National		80%	75%	87%	80%
Highland		74%	68%	74%	72%
Kilchuimen Primary	26	60-70%	50-60%	80-90%	70-80%

c = value suppressed to protect against the risk of disclosure of personal information

9.2 Secondary Attainment – Literacy

School Leavers Achieving Literacy			
Establishment	Year	% Level 4 Literacy	% Level 5 Literacy
Kilchuimen Academy	2023/24	c	c
Virtual Comparator	2023/24	c	c
Kilchuimen Academy	2022/23	c	c
Virtual Comparator	2022/23	c	c
Kilchuimen Academy	2021/22	c	c
Virtual Comparator	2021/22	c	c

c = value suppressed to protect against the risk of disclosure of personal information

9.2.1 Secondary Attainment – Numeracy

School Leavers Achieving Numeracy			
Establishment	Year	% Level 4 Numeracy	% Level 5 Numeracy
Kilchuimen Academy	2023/24	c	c

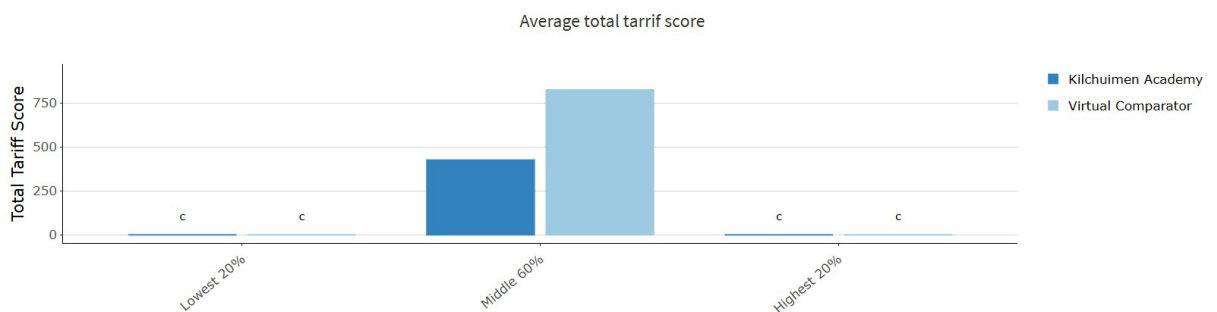
Virtual Comparator	2023/24	C	C
Kilchuimen Academy	2022/23	C	C
Virtual Comparator	2022/23	C	C
Kilchuimen Academy	2021/22	C	C
Virtual Comparator	2021/22	C	C

c = value suppressed to protect against the risk of disclosure of personal information

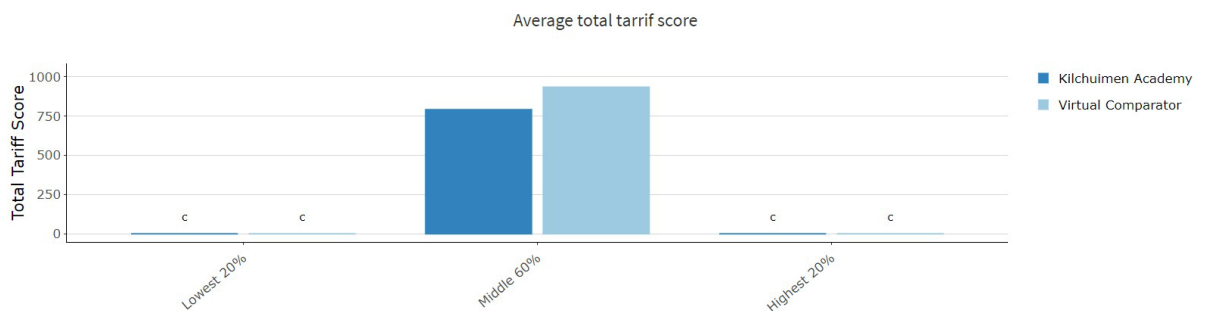
9.2.2 Senior Phase

Average Total Tariff for Leavers				
Establishment	Year	Lowest 20%	Middle 60%	Highest 20%
Kilchuimen Academy	2023/24	C	425	C
Virtual Comparator	2023/24	C	824	C
Kilchuimen Academy	2022/23	C	791	C
Virtual Comparator	2022/23	C	934	C
Kilchuimen Academy	2021/22	C	C	C
Virtual Comparator	2021/22	C	C	C

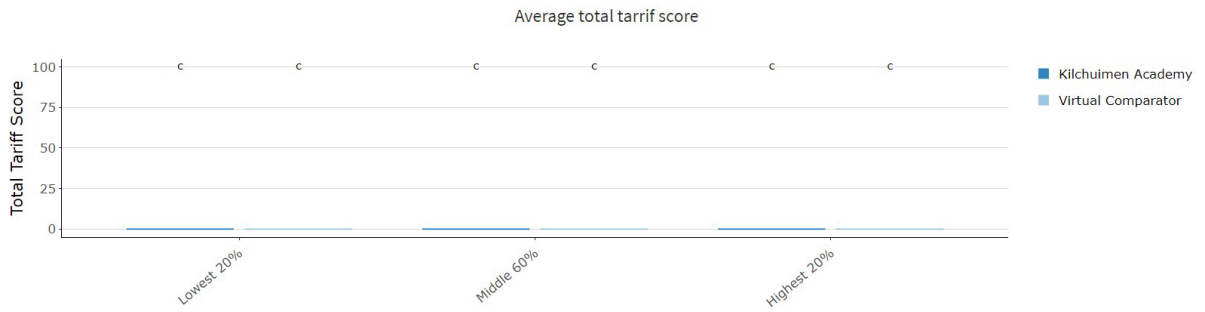
9.3 2023/24



9.4 2022/23



9.5 **2021/22**



9.6 **Pupil Destinations 16+**

Leaver destination information is taken from the School Leaver Destination data collected by Skills Development Scotland (SDS) on behalf of the Scottish Government.

	% Positive Destinations		
	2021/22	2022/23	2023/24
Kilchuimen Academy	100	100	94.12
Highland	94.45	95.27	96.5
Scotland	95.74	95.87	95.71

9.6.1 Number of pupils leaving in school year:

	Kilchuimen Academy	HIGHLAND	SCOTLAND
2021/22	11	2559	55211
2022/23	13	2474	54719
2023/24	17	2629	55961

9.6.2 Destination of pupils (%):

DESTINATION	Kilchuimen Academy			HIGHLAND			SCOTLAND		
	21/22	22/23	23/24	21/22	22/23	23/24	21/22	22/23	23/24

Higher Education	27.27	38.46	23.53	34.11	33.1	32.07	41.27	40.3	40.8
Further Education	36.36	23.08	23.53	19.54	20.53	20.39	25.45	26.62	26.43
Training	0	0	0	1.52	1.9	3.04	2.91	3.35	3.89
Employment	36.36	38.46	47.06	38.73	39.05	40.4	25.12	24.34	23.08
Voluntary	0	0	0	0.31	0.53	0.42	0.47	0.52	0.58
Activity Agreements	0	0	0	0	0	0	0	0	0
Unemployed Seeking	0	0	5.88	2.89	2.95	2.05	2.32	2.24	2.16
Unemployed Not Seeking	0	0	0	1.76	1.62	1.45	1.55	1.57	1.86
Unknown	0	0	0	0.9	0.16	0	0.4	0.32	0.27

Note: National averages have been calculated from the figures for all available local authority and grant-aided schools, whereas the local authority averages are based on local authority schools only.

Designation: Assistant Chief Executive - People

Date: 20.01.26

Author: Toni Macartney Area Quality Improvement Manager

Background Notes:

- (For all figures marked with "C") c = value suppressed to protect against the risk of disclosure of personal information
- All data used within this report comes from the most recently published source.

Appendices: n/a