

Agenda Item	9vi
Report No	CIA/26/26

The Highland Council

Committee: City of Inverness Area

Date: 18 May 2026

Report Title: Inverness High Associated School Group Overview

Report By: Assistant Chief Executive – People Cluster

1. Purpose/Executive Summary

1.1 This report provides an update of key information in relation to the schools within the Inverness High Associated School Group (ASG) and provides useful updated links to further information in relation to these schools.

1.2 The primary schools in this area serve 789 pupils, ELC settings serve 196 children (117 in LA settings and 79 in Partner settings as at September Census), with the secondary school serving 482 young people.

2. Recommendations

2.1 Members are asked to:

- i. Scrutinise and note the content of the report

3. Implications

3.1 Resource

There are no implications arising from this report.

3.2 Legal

There are no implications arising from this report.

3.3 Risk

The Service is committed to a sustained focus on progress and improvement to mitigate against the risk of under-performance which impacts on children and young people being able to achieve their full potential.

3.4 Health and Safety (risks arising from changes to plant, equipment, process, or people)

There are no implications arising from this report.

3.5 Gaelic

Continued improvements in primary phase Gaelic Medium Education attainment will support progress in secondary.

4. Impacts

- 4.1 In Highland, all policies, strategies or service changes are subject to an integrated screening for impact for Equalities, Poverty and Human Rights, Children’s Rights and Wellbeing, Climate Change, Islands and Mainland Rural Communities, and Data Protection. Where identified as required, a full impact assessment will be undertaken.
- 4.2 Considering impacts is a core part of the decision-making process and needs to inform the decision-making process. When taking any decision, Members must give due regard to the findings of any assessment.
- 4.3 This is an update report and therefore an impact assessment is not required.

5. School Website Links

- 5.1 Secondary – [Link to Inverness High website](#)
 Primary – [Link to School information on Highland Council website](#)

School	Link to School Webpage
Bishop Eden’s Primary	Bishop Eden’s Primary website
Central Primary	Central Primary website
Dalneigh Primary	Dalneigh Primary website
Merkinch Primary	Merkinch Primary website
St Joseph’s Primary	St Joseph’s Primary website

- 5.2 Standards and Quality Reports – latest reports:

School	Leadership of change	Learning, teaching and assessment	Ensuring wellbeing, equality and inclusion	Raising attainment and achievement
Inverness High School	Satisfactory	Satisfactory	Weak	Weak
Bishop Eden’s Primary	Satisfactory	Satisfactory	Good	Satisfactory
Central Primary	Good	Good	Good	Good
Dalneigh Primary	Good	Good	Good	Good
Merkinch Primary	Good	Satisfactory	Good	Satisfactory
St Joseph’s Primary	Good	Good	Good	Good

ELC	Leadership of change	Learning, teaching and assessment	Ensuring wellbeing, equality and inclusion	Raising attainment and achievement
Central PS Nursery	Good	Good	Good	Good
Dalneigh PS Nursery	Good	Good	Good	Good
Merkinch PS Nursery	Satisfactory	Satisfactory	Satisfactory	Satisfactory
St Joseph's PS Nursery	Good	Good	Good	Satisfactory

6. Education Scotland Inspection Reports

6.1

School	Date of Latest Published Report	Link to Education Scotland Pages
Bishop Eden's Primary	*+ 5 Years	Link
Central Primary	*+ 5 Years	Link
Dalneigh Primary	*+ 5 Years	Link
Merkinch Primary	*+ 5 Years	Link
St Joseph's Primary	*+ 5 Years	Link

*Education Scotland website shows review and inspection reports in last 5 years, older reports are no longer available to view on the site.

7. School Rolls

7.1 ASG School Rolls – Session 2025-26

Primary School	P1	P2	P3	P4	P5	P6	P7	Total
Bishop Eden's Primary	2	2	5	7	5	4	2	27
Central Primary	21	29	17	31	15	27	20	160
Dalneigh Primary	23	29	29	37	34	27	52	231
Merkinch Primary	30	29	36	37	22	34	28	216
St Joseph's RC Primary	18	19	21	22	27	23	25	155
Total	94	108	108	134	103	115	127	789

School Name	S1	S2	S3	S4	S5	S6	TOTAL S1-S6
Inverness High School	97	80	103	91	67	44	482

7.2 School Roll and Capacity Forecasts

The school roll and capacity forecast for the ASG can be found here:

https://www.highland.gov.uk/info/878/schools/818/school_roll_forecasts

8. Attendance / Absence / Exclusions – Session 2024/25

8.1

Primary Schools	% Actual Attendance	% Authorised Absences	% Unauthorised Absences	(2024/25) No of Exclusions	(2024/25) Exclusion Rates per 1000 pupils
National Primary (2024-25)	93.10%	4.30%	2.60%	2004	5.3
Highland Primary (2024-25)	92.70%	5.10%	C	61	C
Bishop Eden's Primary	93.22%	5.23%	1.56%	-	-
Central Primary	92.98%	5.50%	1.52%	-	-
Dalneigh Primary	90.90%	8.00%	1.09%	-	-
Merkinch Primary	87.70%	7.03%	C	C	C
St Joseph's RC Primary	92.89%	4.34%	2.77%	-	-

Secondary School	% Actual Attendance	% Authorised Absences	% Unauthorised Absences	(2024/25) No of Exclusions	(2024/25) Exclusion Rates per 1000 pupils
National Secondary (2024-25)	88.40%	6.60%	5.00%	8472	26.9
Highland Secondary (2024-25)	86.80%	7.50%	5.70%	454	32.7
Inverness High School	80.81%	8.32%	10.67%	49	101.9

c = value suppressed to protect against the risk of disclosure of personal information

9. Attainment Profile

9.1 Primary Attainment – Pupils Achieving Expected National Curriculum for Excellence Levels – P1, 4, 7 Combined, Literacy and Numeracy

2024/25	Roll P1/4/7	Reading	Writing	Listening & Talking	Numeracy
National		81%	77%	88%	80%
Highland		77%	72%	87%	75%
Bishop Eden's Primary	11	c	c	c	c
Central Primary	70	80-90%	80-90%	90+%	80-90%

Dalneigh Primary	101	70-80%	60-70%	80-90%	60-70%
Merkinch Primary	90	50-60%	40-50%	60-70%	40-50%
St Joseph's Primary	71	80-90%	70-80%	90+%	80-90%

2023/24	Roll P1/4/7	Reading	Writing	Listening & Talking	Numeracy
National		81%	76%	87%	80%
Highland		76%	71%	87%	74%
Bishop Eden's Primary	11	c	c	c	c
Central Primary	65	80-90%	80-90%	90+%	80-90%
Dalneigh Primary	93	70-80%	70-80%	70-80%	70-80%
Merkinch Primary	101	50-60%	40-50%	60-70%	40-50%
St Joseph's Primary	51	80-90%	70-80%	90+%	80-90%

2022/23	Roll P1/4/7	Reading	Writing	Listening & Talking	Numeracy
National		80%	75%	87%	80%
Highland		74%	68%	74%	72%
Bishop Eden's Primary	13	c	c	c	c
Central Primary	86	80-90%	70-80%	80-90%	80-90%
Dalneigh Primary	113	60-70%	60-70%	70-80%	70-80%
Merkinch Primary	112	50-60%	40-50%	60-70%	50-60%
St Joseph's Primary	57	80-90%	80-90%	90+%	80-90%

c = value suppressed to protect against the risk of disclosure of personal information

9.2

Secondary Attainment – Literacy

School Leavers Achieving Literacy			
Establishment	Year	% Level 4 Literacy	% Level 5 Literacy
Inverness High School	2023/24	77%	52%
Virtual Comparator	2023/24	89%	70%
Inverness High School	2022/23	90%	59%
Virtual Comparator	2022/23	86%	66%

Inverness High School	2021/22	87%	57%
Virtual Comparator	2021/22	88%	65%

c = value suppressed to protect against the risk of disclosure of personal information

9.2.1 Secondary Attainment – Numeracy

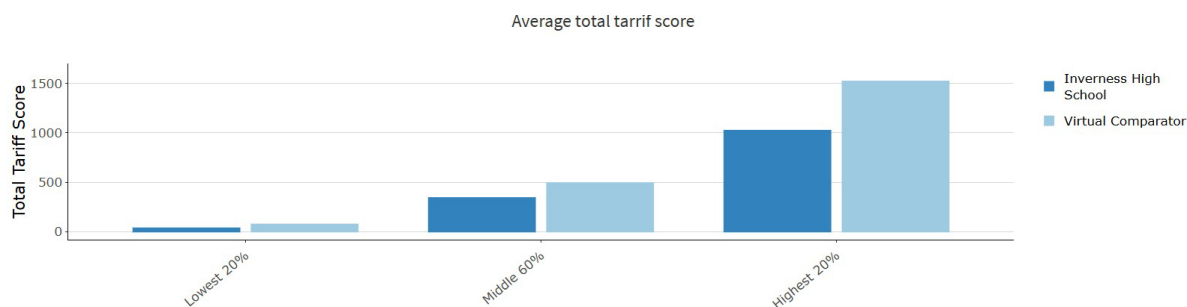
School Leavers Achieving Numeracy			
Establishment	Year	% Level 4 Numeracy	% Level 5 Numeracy
Inverness High School	2023/24	75%	46%
Virtual Comparator	2023/24	86%	56%
Inverness High School	2022/23	77%	50%
Virtual Comparator	2022/23	83%	54%
Inverness High School	2021/22	75%	47%
Virtual Comparator	2021/22	82%	51%

c = value suppressed to protect against the risk of disclosure of personal information

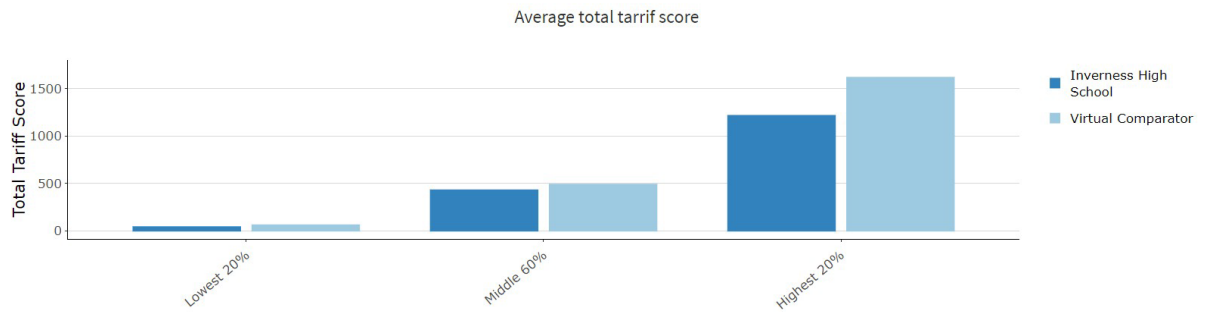
9.2.2 Senior Phase

Average Total Tariff for Leavers				
Establishment	Year	Lowest 20%	Middle 60%	Highest 20%
Inverness High School	2023/24	35	342	1024
Virtual Comparator	2023/24	74	493	1522
Inverness High School	2022/23	40	429	1215
Virtual Comparator	2022/23	60	489	1617
Inverness High School	2021/22	35	387	1232
Virtual Comparator	2021/22	69	487	1562

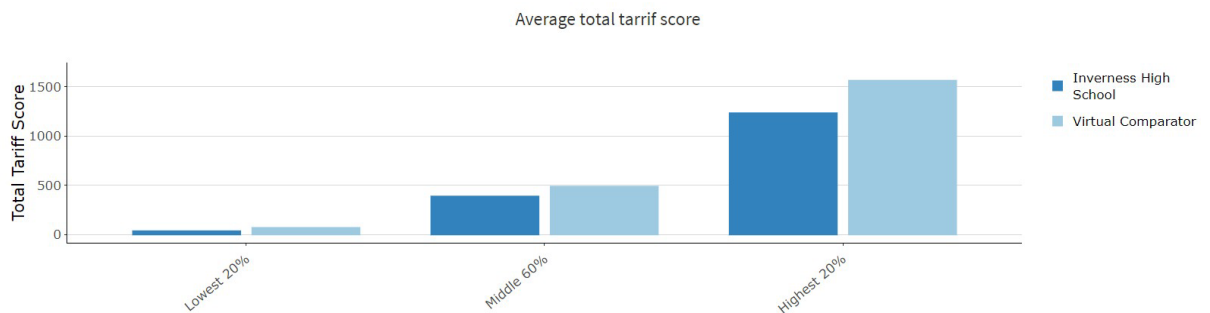
9.3 2023/24



9.4 2022/23



9.5 2021/22



9.6 Pupil Destinations 16+

Leaver destination information is taken from the School Leaver Destination data collected by Skills Development Scotland (SDS) on behalf of the Scottish Government.

	% Positive Destinations		
	2021/22	2022/23	2023/24
Inverness High School	86.21	84.68	92
Highland	94.45	95.27	96.5
Scotland	95.74	95.87	95.71

9.6.1 Number of pupils leaving in school year:

	Inverness High School	HIGHLAND	SCOTLAND
2021/22	116	2559	55211
2022/23	111	2474	54719
2023/24	100	2629	55961

9.6.2 Destination of pupils (%):

DESTINATION	Inverness High School			HIGHLAND			SCOTLAND		
	21/22	22/23	23/24	21/22	22/23	23/24	21/22	22/23	23/24
Higher Education	13.79	13.51	13	34.11	33.1	32.07	41.27	40.3	40.8
Further Education	38.79	22.52	27	19.54	20.53	20.39	25.45	26.62	26.43
Training	1.72	8.11	5	1.52	1.9	3.04	2.91	3.35	3.89
Employment	31.89	40.54	45	38.73	39.05	40.4	25.12	24.34	23.08
Voluntary	0	0	1	0.31	0.53	0.42	0.47	0.52	0.58
Activity Agreements	0	0	0	0	0	0	0	0	0
Unemployed Seeking	6.89	12.61	6	2.89	2.95	2.05	2.32	2.24	2.16
Unemployed Not Seeking	5.17	2.7	2	1.76	1.62	1.45	1.55	1.57	1.86
Unknown	1.72	0	0	0.9	0.16	0	0.4	0.32	0.27

Note: National averages have been calculated from the figures for all available local authority and grant-aided schools, whereas the local authority averages are based on local authority schools only.

Designation: Assistant Chief Executive - People

Date: 20.01.26

Author: Toni Macartney

Background Notes:

- (For all figures marked with "C") c = value suppressed to protect against the risk of disclosure of personal information
- All data used within this report comes from the most recently published source.

Appendices: n/a