

Agenda Item	9vii
Report No	CIA/26/26

The Highland Council

Committee: City of Inverness Area Committee

Date: 18 May 2026

Report Title: Culloden Academy Associated School Group Overview

Report By: Assistant Chief Executive – People Cluster

1. Purpose/Executive Summary

- 1.1 This report provides an update of key information in relation to the schools within the Charleston Academy Associated School Group (ASG) and provides useful updated links to further information in relation to these schools.
- 1.2 The primary schools in this area serve 1258 pupils, ELC settings serve 430 children (214 in LA settings and 216 in Partner settings as at September Census), with the secondary school serving 1101 young people.

2. Recommendations

- 2.1 Members are asked to:
 - i. Scrutinise and note the content of the report

3. Implications

- 3.1 Resource
There are no implications arising from this report.
- 3.2 Legal
There are no implications arising from this report.
- 3.3 Risk
The Service is committed to a sustained focus on progress and improvement to mitigate against the risk of under-performance which impacts on children and young people being able to achieve their full potential.
- 3.4 Health and Safety (risks arising from changes to plant, equipment, process, or people)
There are no implications arising from this report.

- 3.5 Gaelic
Continued improvements in primary phase Gaelic Medium Education attainment will support progress in secondary.

4. Impacts

- 4.1 In Highland, all policies, strategies or service changes are subject to an integrated screening for impact for Equalities, Poverty and Human Rights, Children’s Rights and Wellbeing, Climate Change, Islands and Mainland Rural Communities, and Data Protection. Where identified as required, a full impact assessment will be undertaken.
- 4.2 Considering impacts is a core part of the decision-making process and needs to inform the decision-making process. When taking any decision, Members must give due regard to the findings of any assessment.
- 4.3 This is an update report and therefore an impact assessment is not required.

5. School Website Links

- 5.1 Secondary – [Link to Culloden Academy website](#)
Primary – [Link to School information on Highland Council website](#)

School	Link to School Webpage
Ardersier Primary	Ardersier Primary website
Balloch Primary	Balloch Primary website
Cradlehall Primary	Cradlehall Primary website
Croy Primary	Croy Primary website
Duncan Forbes Primary	Duncan Forbes Primary website
Smithton Primary	Smithton Primary website

- 5.2 Standards and Quality Reports – latest reports:

School	Leadership of change	Learning, teaching and assessment	Ensuring wellbeing, equality and inclusion	Raising attainment and achievement
Culloden Academy	Very Good	Very Good	Good	Good
Ardersier Primary	Satisfactory	Satisfactory	Satisfactory	Satisfactory
Balloch Primary	Good	Good	Good	Good
Cradlehall Primary	Good	Good	Good	Good
Croy Primary	Satisfactory	Satisfactory	Satisfactory	Satisfactory
Duncan Forbes Primary	Good	Good	Very Good	Good
Smithton Primary	Good	Good	Satisfactory	Satisfactory

ELC	Leadership of change	Learning, teaching and assessment	Ensuring wellbeing, equality and inclusion	Raising attainment and achievement
Ardersier PS ELC	Good	Good	Good	Good
Balloch PS ELC	Good	Good	Good	Good
Cradlehall PS ELC	Good	Good	Good	Good
Croy PS ELC	Good	Good	Good	Good
Duncan Forbes PS ELC	Very Good	Very Good	Very Good	Very Good
Smithton PS ELC	Very Good	Satisfactory	Good	Good

6. Education Scotland Inspection Reports

6.1

School	Date of Latest Published Report	Link to Education Scotland Pages
Ardersier Primary	04/03/2025	Link
Balloch Primary	*+5 Years	Link
Cradlehall Primary	29/11/2022	Link
Croy Primary	*+5 Years	Link
Duncan Forbes Primary	*+5 Years	Link
Smithton Primary	09/12/2025	Link

*Education Scotland website shows review and inspection reports in last 5 years, older reports are no longer available to view on the site.

7. School Rolls

7.1 ASG School Rolls – Session 2025-26

Primary School	P1	P2	P3	P4	P5	P6	P7	Total
Ardersier Primary	15	7	13	10	15	15	22	95
Balloch Primary	23	28	24	24	28	25	29	181
Cradlehall Primary	28	31	28	36	36	27	45	231
Croy Primary	14	27	21	23	14	11	14	124
Duncan Forbes Primary	42	37	26	42	33	30	55	265
Smithton Primary	52	56	44	50	51	59	50	362
Total	174	186	156	185	177	165	215	1258

School Name	S1	S2	S3	S4	S5	S6	TOTAL S1-S6
Culloden Academy	200	190	211	215	168	117	1101

7.2 School Roll and Capacity Forecasts

The school roll and capacity forecast for the ASG can be found here:

https://www.highland.gov.uk/info/878/schools/818/school_roll_forecasts

8. Attendance / Absence / Exclusions – Session 2024/25

8.1

Primary Schools	% Actual Attendance	% Authorised Absences	% Unauthorised Absences	(2024/25) No of Exclusions	(2024/25) Exclusion Rates per 1000 pupils
National Primary (2024-25)	93.10%	4.30%	2.60%	2004	5.3
Highland Primary (2024-25)	92.70%	5.10%	C	61	C
Ardersier Primary	92.65%	4.97%	C	C	C
Balloch Primary	95.1%	3.49%	1.41%	-	-
Cradlehall Primary	93.65%	4.43%	1.92%	-	-
Croy Primary	94.49%	4.07%	C	C	C
Duncan Forbes Primary	92.32%	5.23%	2.44%	-	-
Smithton Primary	91.54%	5.02%	C	C	C

Secondary School	% Actual Attendance	% Authorised Absences	% Unauthorised Absences	(2024/25) No of Exclusions	(2024/25) Exclusion Rates per 1000 pupils
National Secondary (2024-25)	88.40%	6.60%	5.00%	8472	26.9
Highland Secondary (2024-25)	86.80%	7.50%	5.70%	454	32.7
Culloden Academy	86.48%	7.66%	5.82%	32	28.4

c = value suppressed to protect against the risk of disclosure of personal information

9. Attainment Profile

9.1 Primary Attainment – Pupils Achieving Expected National Curriculum for Excellence Levels – P1, 4, 7 Combined, Literacy and Numeracy

2024/25	Roll P1/4/7	Reading	Writing	Listening & Talking	Numeracy
National		81%	77%	88%	80%
Highland		77%	72%	87%	75%
Ardersier Primary	36	80-90%	60-70%	70-80%	60-70%
Balloch Primary	75	80-90%	80-90%	90+%	80-90%
Cradlehall Primary	108	80-90%	70-80%	90+%	80-90%
Croy Primary	52	70-80%	60-70%	70-80%	70-80%
Duncan Forbes Primary	109	80-90%	80-90%	90+%	80-90%
Smithton Primary	168	60-70%	60-70%	90+%	60-70%

2023/24	Roll P1/4/7	Reading	Writing	Listening & Talking	Numeracy
National		81%	76%	87%	80%
Highland		76%	71%	87%	74%
Ardersier Primary	48	70-80%	70-80%	80-90%	60-70%
Balloch Primary	75	90+%	80-90%	90+%	80-90%
Cradlehall Primary	96	70-80%	70-80%	80-90%	70-80%
Croy Primary	40	60-70%	50-60%	80-90%	70-80%
Duncan Forbes Primary	81	80-90%	70-80%	90+%	70-80%
Smithton Primary	159	80-90%	80-90%	80-90%	80-90%

2022/23	Roll P1/4/7	Reading	Writing	Listening & Talking	Numeracy
National		80%	75%	87%	80%
Highland		74%	68%	74%	72%
Ardersier Primary	46	40-50%	50-60%	60-70%	40-50%
Balloch Primary	72	80-90%	80-90%	90+%	80-90%
Cradlehall Primary	127	80-90%	70-80%	80-90%	70-80%
Croy Primary	47	70-80%	60-70%	90+%	70-80%
Duncan Forbes Primary	136	80-90%	70-80%	90+%	70-80%
Smithton Primary	156	80-90%	60-70%	80-90%	80-90%

c = value suppressed to protect against the risk of disclosure of personal information

9.2 Secondary Attainment – Literacy

School Leavers Achieving Literacy			
Establishment	Year	% Level 4 Literacy	% Level 5 Literacy
Culloden Academy	2023/24	90%	78%
Virtual Comparator	2023/24	93%	81%
Culloden Academy	2022/23	97%	86%
Virtual Comparator	2022/23	95%	84%
Culloden Academy	2021/22	95%	83%
Virtual Comparator	2021/22	97%	89%

c = value suppressed to protect against the risk of disclosure of personal information

9.2.1 Secondary Attainment – Numeracy

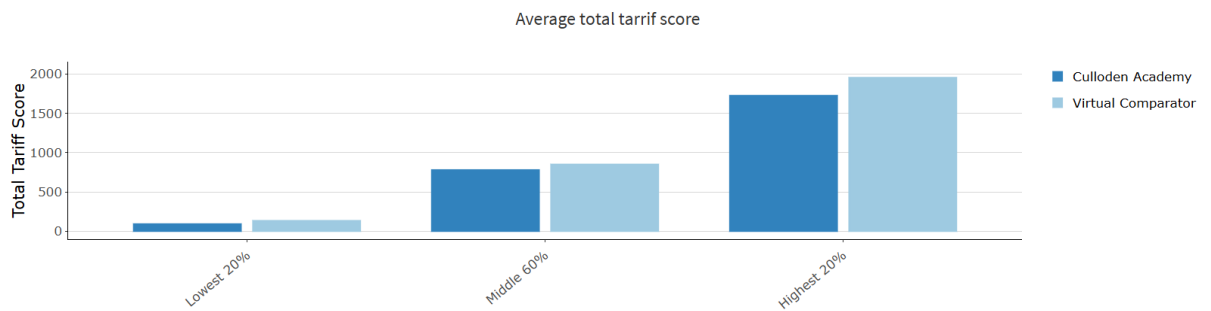
School Leavers Achieving Numeracy			
Establishment	Year	% Level 4 Numeracy	% Level 5 Numeracy
Culloden Academy	2023/24	90%	64%
Virtual Comparator	2023/24	91%	72%
Culloden Academy	2022/23	87%	62%
Virtual Comparator	2022/23	92%	73%
Culloden Academy	2021/22	86%	66%
Virtual Comparator	2021/22	95%	79%

c = value suppressed to protect against the risk of disclosure of personal information

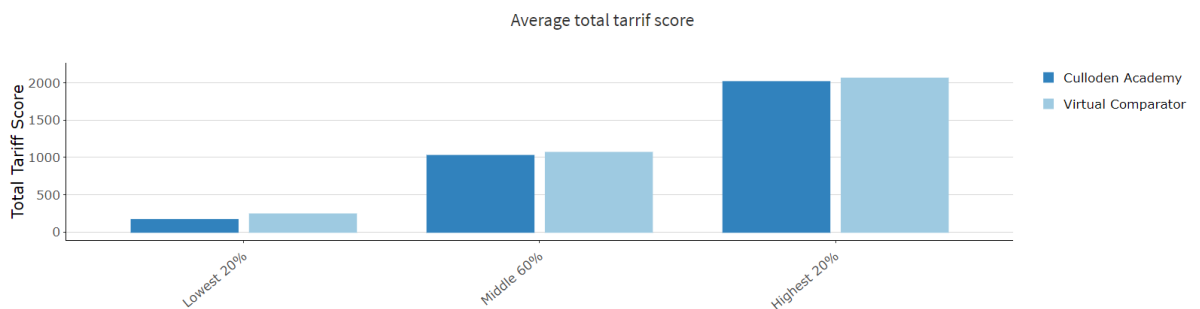
9.2.2 Senior Phase

Average Total Tariff for Leavers				
Establishment	Year	Lowest 20%	Middle 60%	Highest 20%
Culloden Academy	2023/24	91	779	1725
Virtual Comparator	2023/24	133	850	1954
Culloden Academy	2022/23	138	723	1780
Virtual Comparator	2022/23	157	840	1921
Culloden Academy	2021/22	163	1007	2011
Virtual Comparator	2021/22	237	1048	2041

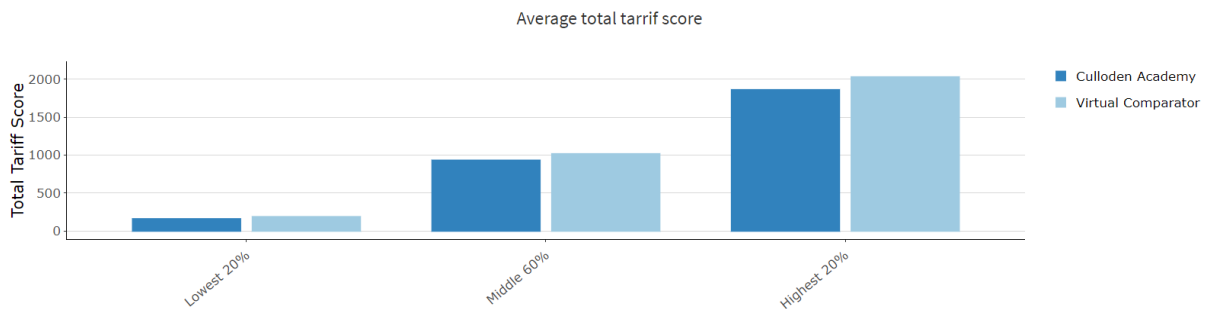
9.3 2023/24



9.4 2022/23



9.5 2021/22



9.6 Pupil Destinations 16+

Leaver destination information is taken from the School Leaver Destination data collected by Skills Development Scotland (SDS) on behalf of the Scottish Government.

	% Positive Destinations		
	2021/22	2022/23	2023/24
Culloden Academy	96.7	94.18	98.04
Highland	94.45	95.27	96.5
Scotland	95.74	95.87	95.71

9.6.1 Number of pupils leaving in school year:

	Culloden Academy	HIGHLAND	SCOTLAND
2021/22	182	2559	55211
2022/23	189	2474	54719
2023/24	204	2629	55961

9.6.2 Destination of pupils (%):

DESTINATION	Culloden Academy			HIGHLAND			SCOTLAND		
	21/22	22/23	23/24	21/22	22/23	23/24	21/22	22/23	23/24
Higher Education	42.85	35.98	37.25	34.11	33.1	32.07	41.27	40.3	40.8
Further Education	11.53	19.05	17.65	19.54	20.53	20.39	25.45	26.62	26.43
Training	1.09	1.06	7.35	1.52	1.9	3.04	2.91	3.35	3.89
Employment	40.1	38.1	35.29	38.73	39.05	40.4	25.12	24.34	23.08
Voluntary	0	0	0	0.31	0.53	0.42	0.47	0.52	0.58
Activity Agreements	0	0	0	0	0	0	0	0	0
Unemployed Seeking	1.64	3.1	0.98	2.89	2.95	2.05	2.32	2.24	2.16
Unemployed Not Seeking	1.09	2.65	0.98	1.76	1.62	1.45	1.55	1.57	1.86
Unknown	0.54	0	0	0.9	0.16	0	0.4	0.32	0.27

Note: National averages have been calculated from the figures for all available local authority and grant-aided schools, whereas the local authority averages are based on local authority schools only.

Designation: Assistant Chief Executive - People

Date: 21 January 2026

Author: Lyndsay Bradley, Area Quality Improvement Manager South 3 (AQIM S3)

Background Notes:

- (For all figures marked with "C")
c = value suppressed to protect against the risk of disclosure of personal information
- All data used within this report comes from the most recently published source.

Appendices: n/a