

Agenda Item	4
Report No	DSA/9/26

# The Highland Council

**Committee:** Dingwall and Seaforth

**Date:** 25 May 2026

**Report Title:** Scottish Fire and Rescue Service  
Area Committee Performance Report – Q3+Q4

**Report By:** Local Senior Officer - Highland

## 1 Purpose/Executive Summary

- 1.1 This report provides an update to Dingwall and Seaforth, Area Committee Members on progress against the priorities outlined in the Scottish Fire and Rescue Service Area Committee Plan for Dingwall and Seaforth.
- 1.2 Priority areas are identified through a range of Intervention, Prevention and Protection activities which are delivered through partnership to reduce the risk to the communities of Dingwall and Seaforth.
- 1.3 The report also contains previously agreed information and performance as requested by Area Committees.

## 2 Recommendations

- 2.1 Committee Members are invited to **comment, scrutinise** and **note** the attached Area Performance Report.

## 3 Implications

- 3.1 **Resource** – there are no implications arising from this report.
- 3.2 **Legal** - there are no implications arising from this report.
- 3.3 **Community (Equality, Poverty, Rural and Island)** -
- 3.4 **Climate Change / Carbon Clever** - there are no implications arising from this report.
- 3.5 **Risk** - there are no implications arising from this report.
- 3.6 **Health and Safety (risks arising from changes to plant, equipment, process, or people)** – there are no implications arising from this report.

3.7 **Gaelic** - there are no implications arising from this report.

#### **4 Dingwall and Seaforth, Area Committee Performance Report**

4.1 The attached performance report provides the current figures for Quarters Q3 & Q4 of 2025 – 26 and from the previous four reporting years from the central Scottish Fire and Rescue Service (SFRS) performance management database against the key indicators and timelines from previous reports. Please note that turnaround times and statistics available at this time of year can be delayed and some that have not yet been processed may carry forward to the next quarter.

4.2 In achieving priorities within the Area Plan work continues within our current HFSV framework as we move towards the implementation of a new system which will significantly increase information sharing between partner agencies and ensure our resources are targeted towards the most vulnerable in our communities. PDIR's are routinely carried out at all domestic incidents regardless of type which are aimed at reducing accidental dwelling house fires following our attendance.

Local managers continue to support the partners in delivering the road safety programme Rider refinement which again will be delivered during the summer months with Police Scotland. The New Drivers Early Intervention Scheme has again been delivered to all Secondary schools (S4, S5) across the Highlands and Biker down courses continue to demonstrate what to do when things go wrong. Biker down courses were delivered this year during biker season with some amazing feedback. Further courses are being offered during the summer months.

4.3 Staff also undertake Operational Intelligence (OI) visits to the higher risk premises in Dingwall and Seaforth, to gather vital information on the hazards and risks on these sites which can help our operational response and firefighter safety.

4.4 It must be emphasised that the baseline figures for some of the indicators within the report are low and this can make meaningful statistical analysis challenging. The low figures can also make it inappropriate to provide detailed data analysis which could compromise personal information.

4.5 The performance report shows.

There were 0 Accidental Dwelling fires (ADF's) recorded in this reporting period. Although figures tend to remain low having no ADF's to report is always an unusual but welcome figure to report. Any ADF that we attend, we continue to offer a Home Fire Safety Visit (HFSV) and if necessary appropriate partner agency referrals.

Fatalities/ Casualties - There was 0 Fire Fatalities and 0 Non-fatal Fire Casualties. There was 0 Non-Fire Fatalities and 3 Non-Fatal Non-Fire Casualties during this reporting period.

Non-Domestic Fire – There was 1 Non-Domestic Fire which remains the same as the previous years reporting.

Deliberate Fires - There were 3 Deliberate Fire in this reporting period which continues to see a reduction from the previous reporting periods.

Special Service – there was 1 recorded road traffic collisions (RTC) reported during this period which resulted in 1 non-fatal casualty.

We attended 8 Unwanted Fire Alarm Signals (UFAS), which continues to remain low following the changes made in July 2023 on how we respond to UFAS. demonstrates a dramatic drop from the previous 4 reporting years. For all these incidents that we attend we will engage with the duty holder to further reduce incidents of this nature.

Home Fire Safety Visits – A total of 35 Home Fire Safety Visits (HFSV's) were carried out during this period. With the introduction of a new modernised Home Fire Safety Visit (HFSV) system that enhances how we identify, assess and support the most at risk from fire, we continue to see an initial decline in referrals and HFSV's whilst the new system and referral pathways are embedded.

Appliance availability remains good with 1<sup>st</sup> appliance showing over 99%, and the 2<sup>nd</sup> appliance showing over 60% on average.

We currently have an establishment of 15 personnel at the station. Local management are continuing with recruitment activities to fill these vacancies. Continued progress is evident with Firefighters in their development stage on station and additional recruitment secured for the immediate future.

Designation: Local Senior Officer for Highland

Date: 6 May 2026

Author: Station Commander Paul Young

Background Papers: Highland – Dingwall and Seaforth, Area Committee-  
Performance Report

Appendices:



**Highland  
Dingwall and Seaforth Area Committee**

**2025-26 Q3 & Q4  
Scrutiny Report**



**SCOTTISH  
FIRE AND RESCUE SERVICE**  
Working together for a safer Scotland

**Working together  
for a safer Scotland**

# Highland

## Dingwall and Seaforth Area Committee

### 2025-26 Q3 & Q4

### Scrutiny Report

#### Contents




1	Summary
2	Trends
3	Accidental Dwelling Fires (ADFs)
4	Accidental Dwelling Fire Casualties
5	Non-Fire Casualties
6	Deliberate Fires
7	Non-Domestic Fires
8	Unwanted Fire Alarm Signals (UFAS)
9	Road Traffic Collisions (RTCs)
10	Home Fire Safety Visits (HFSVs)
11	Fire Safety Enforcement
12	Station Availability and Establishment
13	Community Safety & Engagement
14	Glossary of Terms

#### About the statistics within this report

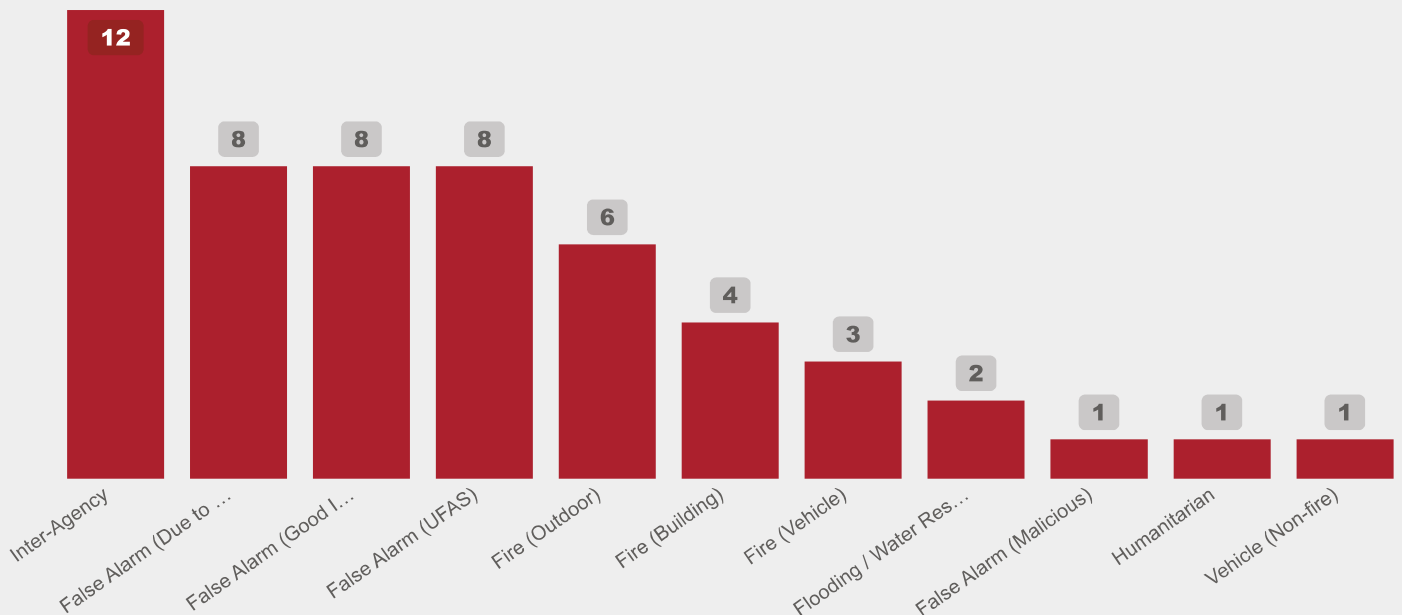
The activity totals and other statistics quoted within this report are published in the interests of transparency and openness. They are provisional in nature and subject to change as a result of ongoing quality assurance and review. Because all statistics quoted are provisional there may be a difference in the period totals quoted in our reports after local publication which result from revisions or additions to the data in our systems. The Scottish Government publishes official statistics each year which allow for comparisons to be made over longer periods of time.

# 1. Summary

2025-26 Q3 & Q4

 <b>54</b> Total Incidents (Incl. Incompletes)	 <b>13</b> Fires	 <b>16</b> Non-Fire Incidents	 <b>25</b> False Alarms	 <b>8</b> UFAS
 <b>5</b> People Rescued by Firefighters	 <b>0</b> People Receiving First Aid or Hospital Treatment (Fires)	 <b>0</b> Fire Fatalities	 <b>3</b> People Receiving First Aid or Hospital Treatment (Non-Fire)	 <b>0</b> Non-Fire Fatalities
 <b>35</b> Home Fire Safety Visits	 <b>9</b> Fire Safety Audits			

## Top 10 Incident Types

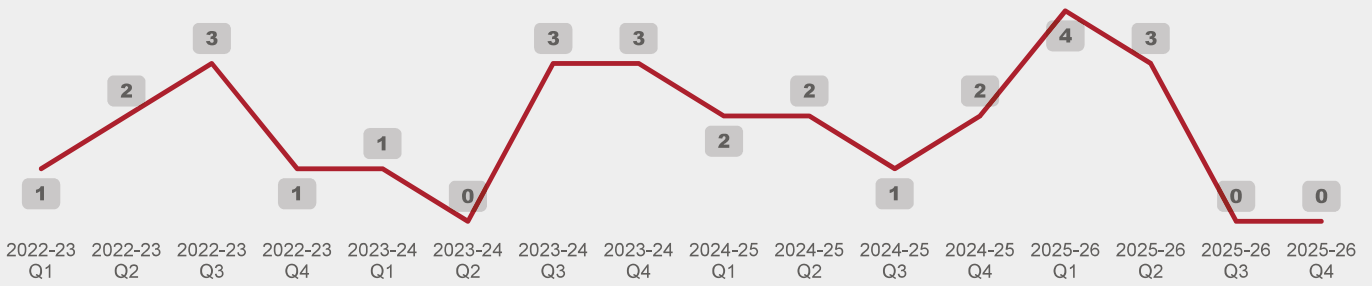


The information above provides a summary of the six-months (1 October 2025 - 31 March 2026) activity against headline indicators. It aims to provide - at a glance - our direction of travel during the current reporting period.

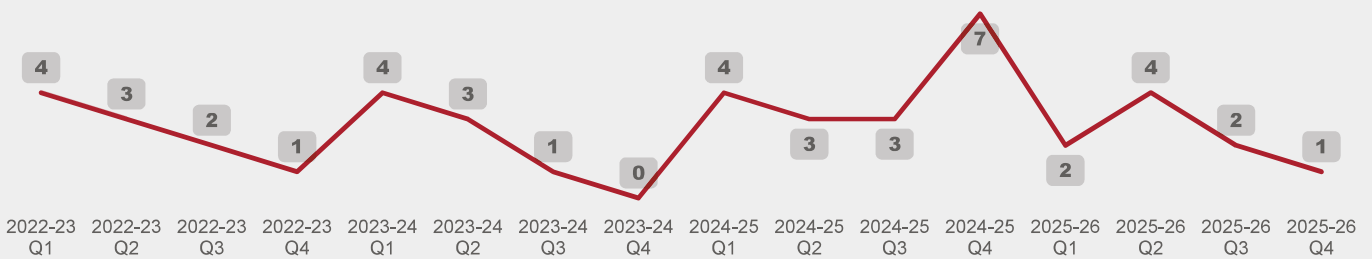
## 2. Trends

Previous 16 quarters (4 years)

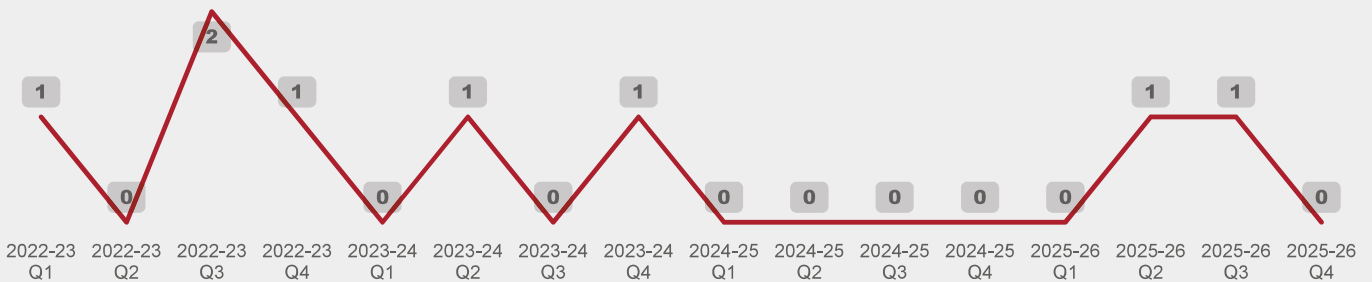
### Accidental Dwelling Fires



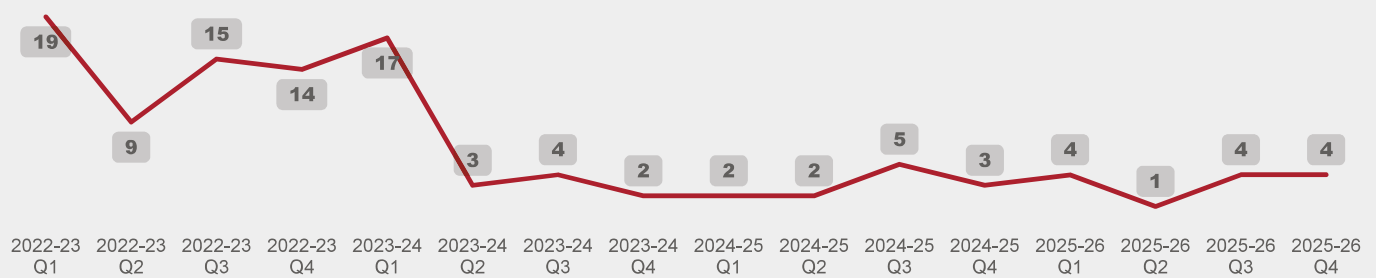
### Deliberate Fires



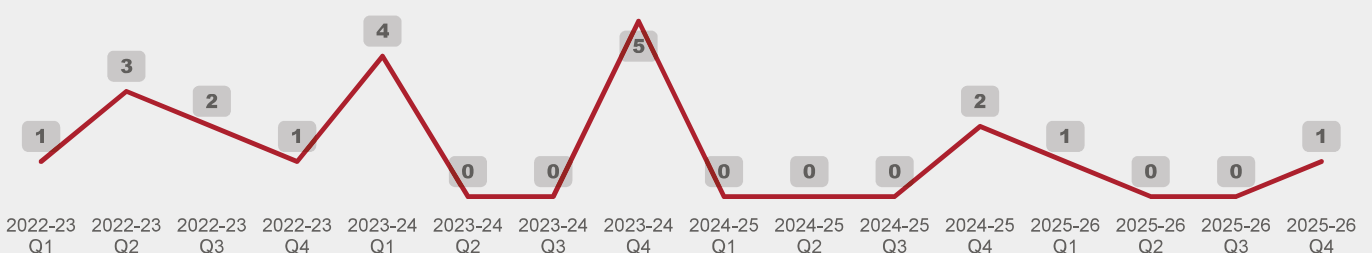
### Non-Domestic Fires



### Unwanted Fire Alarm Signals



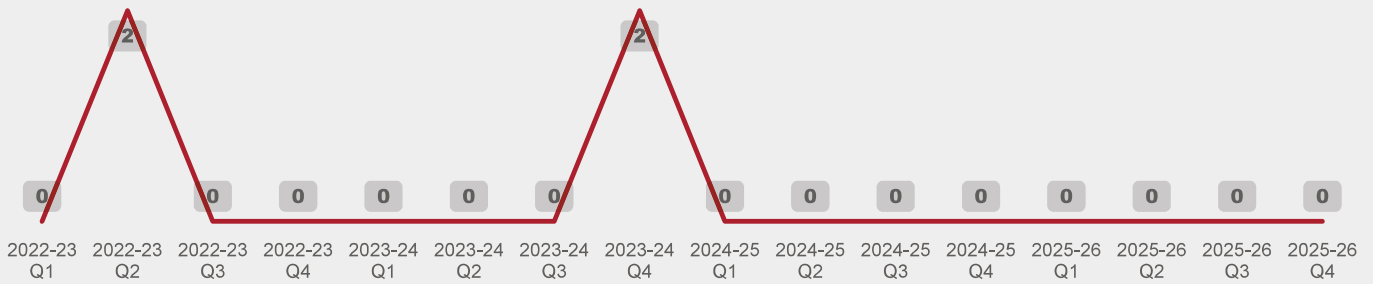
### Road Traffic Collisions



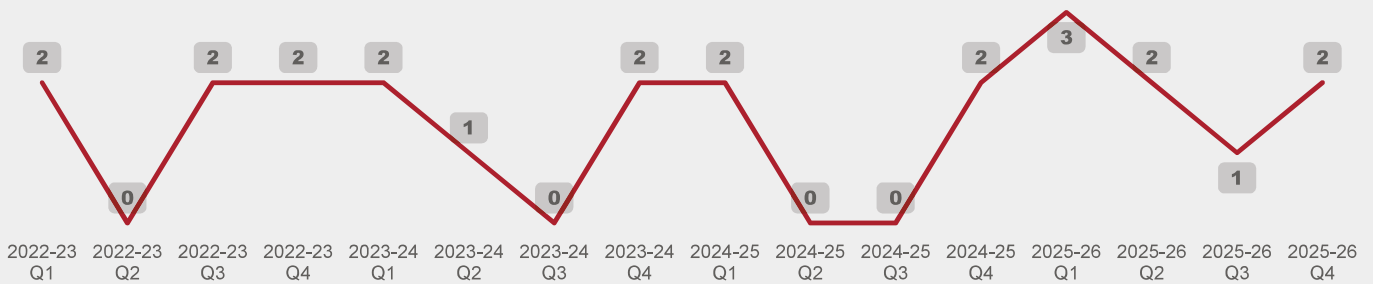
## 2. Trends

Previous 16 quarters (4 years)

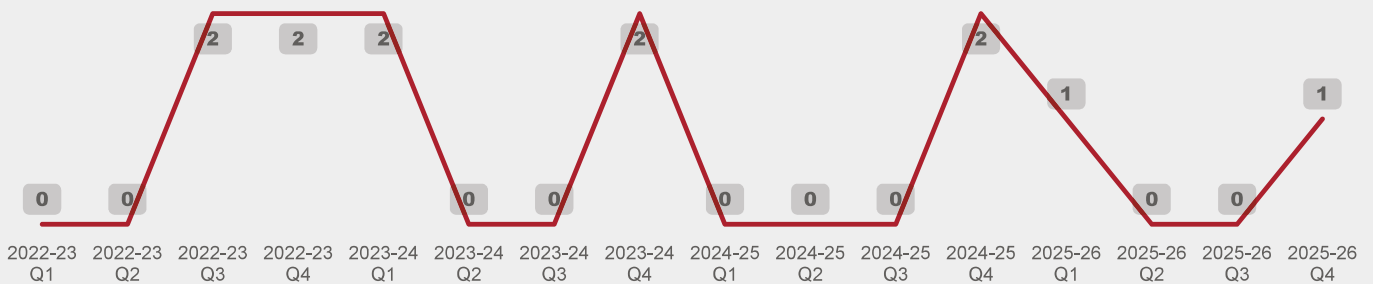
### Accidental Dwelling Fire Casualties



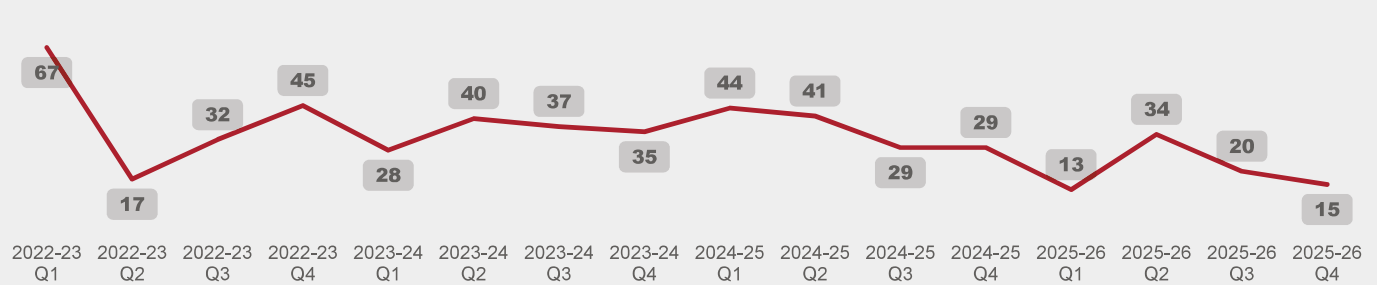
### Non-Fire Casualties



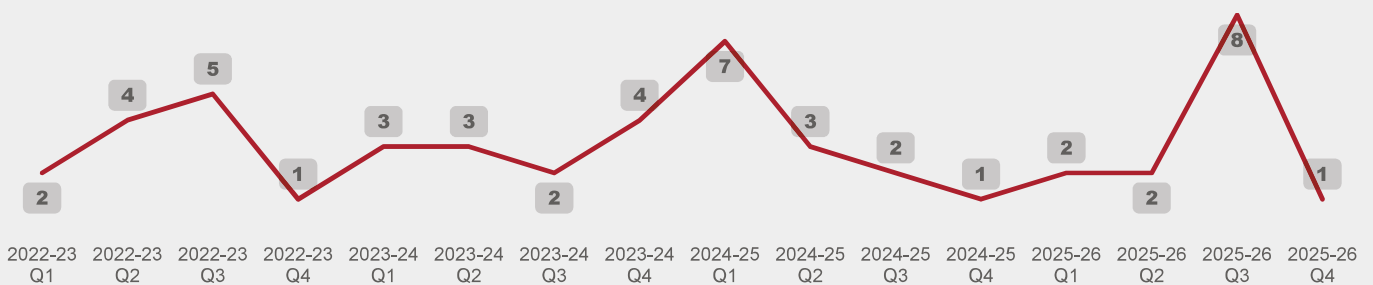
### Road Traffic Collision Casualties



### Home Fire Safety Visits



### Fire Safety Audits



### 3. Accidental Dwelling Fires

2025-26 Q3 & Q4

#### Trend by Quarter (4 years)



Extent of Damage

Incidents

#### Incidents by Ward

#### Source of Ignition (Top 10)

0

Accidental Dwelling Fires  
in this period

There were **0 Accidental Dwelling Fires (ADFs)** within this reporting period, which is a significant decrease when compared to the previous reporting period.

# 4. Accidental Dwelling Fire Casualties

2025-26 Q3 & Q4

## Trend by Quarter (4 years)



## Casualties by Ward

Nature of Injury/Cause of Death	Casualties
---------------------------------	------------

**0**  
Non-Fatal Casualties

**0**  
Fatal Casualties

**0**  
People Rescued by Firefighters

## Extent of Harm (Non-Fatal)

 **0**  
First Aid Given at Scene

 **0**  
Hospital Slight Injuries

 **0**  
Hospital Serious Injuries

There were **0 ADF Casualties** in this period, which is comparable to the previous reporting period.

## 5. Non-Fire Casualties

2025-26 Q3 & Q4

### Trend by Quarter (4 years)



### Casualties by Ward

Nature of Injury/Cause of Death	Casualties
Back / Neck injury (spinal)	2
Fracture	1



**3**

**Non-Fatal  
Casualties**

**0**

**Fatal  
Casualties**

**5**

**People  
Rescued by  
Firefighters**

### Extent of Harm (Non-Fatal)



**0**

**First Aid Given  
at Scene**



**2**

**Hospital Slight  
Injuries**



**1**

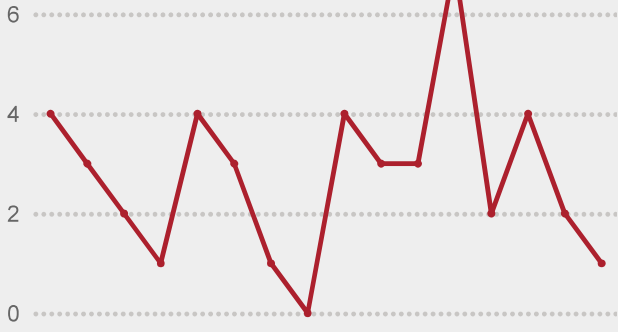
**Hospital Serious  
Injuries**

There were **3 Non-Fatal Casualties** during this reporting period which is a slight decrease when compared to the previous reporting period.

# 6. Deliberate Fires

2025-26 Q3 & Q4

## Trend by Quarter (4 years)



## Incidents by Ward

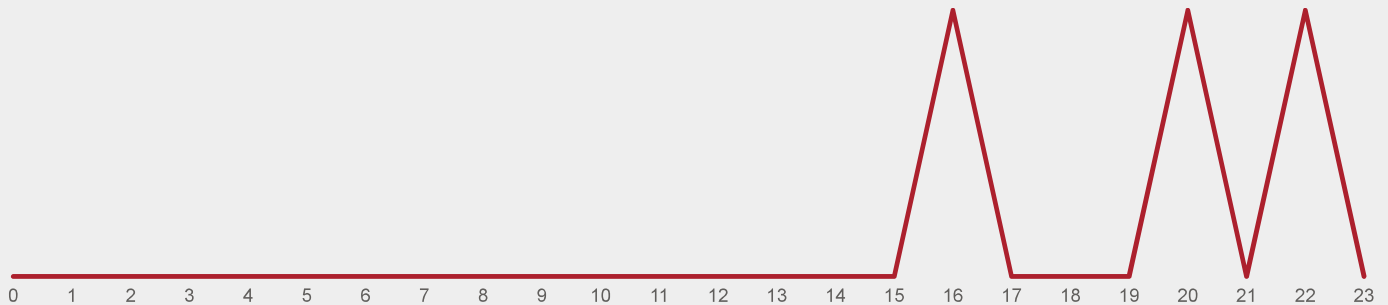


Property Type	Incident
Grassland, woodland and crops	2
Refuse	1

**3**

**Deliberate Fires in this period**

## Hour of Day

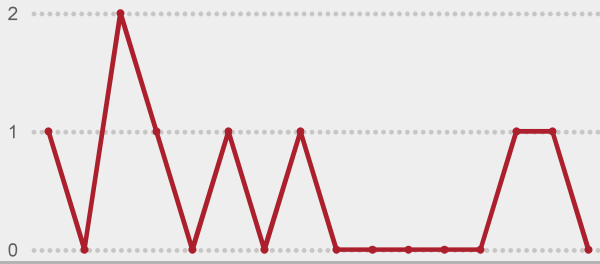


During this reporting period we attended **3 Deliberate Fires**, which is a reduction when compared to the previous reporting period. Referrals are made to other agencies for those at work within our communities.

# 7. Non-Domestic Fires

2025-26 Q3 & Q4

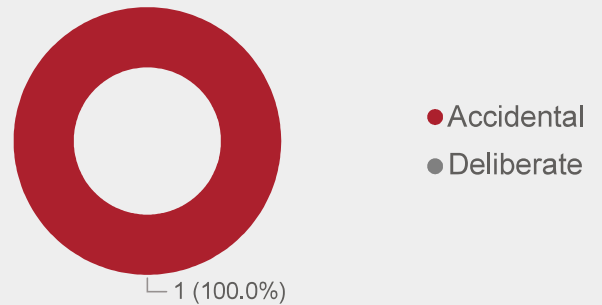
## Trend by Quarter (4 years)



## Top 15 Property Types

Property Type	Incidents
Industrial Manufacturing	1


## Incidents by Ward



1

**Non-Domestic Fires in this period**

## Extent of Damage



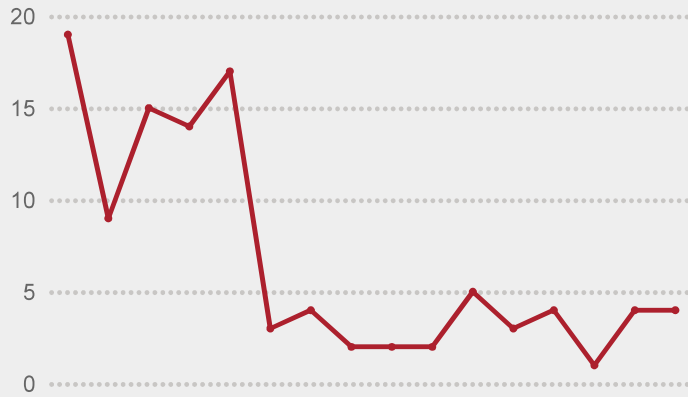
Limited to item 1st ignited

Within this reporting period, there was **1 Non-Domestic Fire**, which is comparable to the previous reporting period.

# 8. Unwanted Fire Alarm Signals

2025-26 Q3 & Q4

## Trend by Quarter (4 years)



## Incidents by Ward



## Top 15 Property Types

Property Type	Incidents
Residential Home	7
Hospitals and medical care	1

8

**Unwanted Fire Alarm Signals in this period**

We attended **9 Unwanted Fire Alarm Signals (UFAS)** in this period, which is a slight increase when compared to the previous reporting period. The figure continues to remain low following the Service's change to attend at commercial businesses and workplace premises.

# 9. Road Traffic Collisions

2025-26 Q3 & Q4

## Trend by Quarter (4 years)



## Incidents by Ward



1

**Road Traffic Collisions in this period**

Property Type	Incidents
Car	1

Incident Type	Incidents
Vehicle (Non-fire)	1

**1** Non-Fatal Casualties

**0** Fatal Casualties

**0** People Rescued by Firefighters

## Extent of Harm (Non-Fatal)

 **0**  
First Aid Given at Scene

 **0**  
Hospital Slight Injuries

 **1**  
Hospital Serious Injuries

The number of Road Traffic Collisions (RTCs) continues to remain low, with only **1 RTC** during this period. This did result in **1 Non-Fatal Casualty** going to hospital with what appeared to be serious injuries.

Our Prevention teams continue to work with partner agencies through the Highland Road Safety group, older driver Virtual Reality Scheme and Road Safety Scheme of new drivers.

## 10. Home Fire Safety Visits

2025-26 Q3 & Q4

### HFSVs by Ward

35

Home Fire  
Safety Visits

Dingwall & Seaforth

35

## 11. Fire Safety Enforcement

Job Type	Count
Audit	9
Specific Visit	1

### Audits by Ward

Dingwall & Seaforth

9

There were **35 Home Fire Safety Visits (HFSVs)** undertaken by our personnel during this period. We continue to work with partners and referring agencies to target those at most need and vulnerable to harm within our communities.

Our Fire Safety Enforcement and Auditing Officers have conducted **8 Audits** and **1 Specific Visit**.

## 12. Station Availability and Establishment

2025-26 Q3 & Q4

- 2 x On-Call Retained Duty System appliances across 1 Station

These Stations serve the Dingwall and Seaforth Committee population

**\*Please note the availability figures do not include Joint Mobilising availability.**

Station	Oct 25 – Nov 25 Availability* %	Staff 30/11/25	Dec 25 – Mar 26 Availability* %	Staff 31/03/26
Dingwall – 1 <sup>st</sup> Appliance	99.90%	15	99.47%	15
Dingwall – 2 <sup>nd</sup> Appliance	54.61%		70.90%	

*Due to a change in systems the availability has been split into two time periods to account for the change over date.*

## Visit to Dingwall Fire Station



Pupils from P6 and P7 at Dingwall Primary School visited Dingwall Fire Station where they found out about the role of a Firefighter including teamwork and personal skills. They also learned about fire safety.



## Safe Working at Height Course



Dingwall Fire Station recently received training in advanced Safe Working at Height. This upskilled the crew's knowledge and ability to safely carry out tasks that would involve the hazard of falls from height, including assisting rescues from height. This additional skill has helped to add to the resilience of SFRS within Highland with Working at Height, with Dingwall now one of the selected stations to hold this attribute.



## Fireworks and Bonfire Safety

In November, Dingwall crew attended Dingwall Primary School in their yearly visit to deliver safety messages with regards to firework and bonfire safety.



## Brew with the Crew



Dingwall Fire Station opened its doors in November to host "Brew with the Crew". The event was an open invitation for the public to come in for a cup of tea and a chat with the crew. Fire and road safety messaging, carbon monoxide awareness, screen top ups and child car seat safety checks were all on offer.

## 14. Glossary of Terms

### Term - What it means

#### **ADF**

Accidental Dwelling Fire.

#### **HFSV**

Home Fire Safety Visit.

#### **PDIR**

Post Domestic Incident Response, a term used to indicate actions taken following attendance at a fire or other incident in the home. PDIRs include amongst things the offer of a free follow up home fire safety visit.

#### **RTC**

Road Traffic Collision.

#### **Special Service**

Calls to incidents which are not fires or false alarms such as RTCs, rescues, flooding, incidents involving hazardous materials or the provision of assistance to other agencies.

#### **UFAS**

Unwanted Fire Alarm Signals. When an automatic fire detection and alarm system is activated as a result of anything other than an actual fire the activation is classed as a false alarm. If an attendance is made to such an event by the Scottish Fire and Rescue Service, then the event is recorded as an UFAS incident.

#### UFAS Policy Change

*In response to COVID, on the 6th May 2020, the SFRS decided to send 1 pump to UFAS premises that did not have their own Predetermined attendance (PDA).*

*As of 1st July 2023, the COVID interim 1 pump response was ended and a new UFAS policy was implemented.*

*The new policy is to call challenge all UFAS incidents with the intention of non-attendance. Hospitals, care homes, and sleeping risk premises are all exempt and receive either 2 pumps or their premise specific PDA.*



# SCOTTISH

## FIRE AND RESCUE SERVICE

Working together for a safer Scotland



BUSINESS  
**INTELLIGENCE**

Design, figures and charts by the Business Intelligence team.