

Agenda Item	7i
Report No	SCC/13/26

# The Highland Council

**Committee:** Sutherland Committee

**Date:** 16 February 2026

**Report Title:** Dornoch Academy Associated School Group Overview

**Report By:** Assistant Chief Executive – People Cluster

## 1. Purpose/Executive Summary

- 1.1 This report provides an update of key information in relation to the schools within the Dornoch Academy Associated School Group (ASG) and provides useful updated links to further information in relation to these schools.
- 1.2 The primary schools in this area serve 210 pupils, ELC settings serve 41 children (41 in LA settings as at September Census), with the secondary school serving 229 young people.

## 2. Recommendations

- 2.1 Members are asked to:
  - i. Scrutinise and note the content of the report

## 3. Implications

- 3.1 Resource  
There are no implications arising from this report.
- 3.2 Legal  
There are no implications arising from this report.
- 3.3 Risk  
The Service is committed to a sustained focus on progress and improvement to mitigate against the risk of under-performance which impacts on children and young people being able to achieve their full potential.
- 3.4 Health and Safety (risks arising from changes to plant, equipment, process, or people)  
There are no implications arising from this report.
- 3.5 Gaelic  
Continued improvements in primary phase Gaelic Medium Education attainment will support progress in secondary.

#### 4. Impacts

- 4.1 In Highland, all policies, strategies or service changes are subject to an integrated screening for impact for Equalities, Poverty and Human Rights, Children’s Rights and Wellbeing, Climate Change, Islands and Mainland Rural Communities, and Data Protection. Where identified as required, a full impact assessment will be undertaken.
- 4.2 Considering impacts is a core part of the decision-making process and needs to inform the decision-making process. When taking any decision, Members must give due regard to the findings of any assessment.
- 4.3 This is an update report and therefore an impact assessment is not required.

#### 5. School Website Links

- 5.1 Secondary – [Link to Dornoch Academy website](#)  
 Primary – [Link to School information on Highland Council website](#)

School	Link to School Webpage
Bonar Bridge Primary	<a href="#">Bonar Bridge Primary website</a>
Dornoch Primary	<a href="#">Dornoch Primary website</a>

- 5.2 Standards and Quality Reports – latest reports:

School	Leadership of change	Learning, teaching and assessment	Ensuring wellbeing, equality and inclusion	Raising attainment and achievement
Dornoch Academy	Satisfactory	Good	Good	Good
Bonar Bridge Primary	Satisfactory	Good	Good	Satisfactory
Dornoch Primary	Satisfactory	Good	Good	Satisfactory

ELC	Leadership of change	Learning, teaching and assessment	Ensuring wellbeing, equality and inclusion	Raising attainment and achievement
Bonar Bridge PS Nursery	Satisfactory	Good	Good	Good
Dornoch PS Nursery	Good	Good	Good	Good

## 6. Education Scotland Inspection Reports

6.1

School	Date of Latest Published Report	Link to Education Scotland Pages
Bonar Bridge Primary	*+ 5 Years	<a href="#">Link</a>
Dornoch Primary	11/02/2025	<a href="#">Link</a>

\*Education Scotland website shows review and inspection reports in last 5 years, older reports are no longer available to view on the site.

## 7. School Rolls

7.1 ASG School Rolls – Session 2025-26

Primary School	P1	P2	P3	P4	P5	P6	P7	Total
Bonar Bridge Primary	3	4	7	8	4	4	13	43
Dornoch Primary	18	23	16	26	31	27	26	167
Total	21	27	23	34	35	31	39	210

School Name	S1	S2	S3	S4	S5	S6	TOTAL S1-S6
Dornoch Academy	33	45	46	38	37	30	229

## 7.2 School Roll and Capacity Forecasts

The school roll and capacity forecast for the ASG can be found here:

[https://www.highland.gov.uk/info/878/schools/818/school\\_roll\\_forecasts](https://www.highland.gov.uk/info/878/schools/818/school_roll_forecasts)

## 8. Attendance / Absence / Exclusions – Session 2024/25

8.1

Primary Schools	% Actual Attendance	% Authorised Absences	% Unauthorised Absences	(2024/25) No of Exclusions	(2024/25) Exclusion Rates per 1000 pupils
National Primary (2024-25)	93.10%	4.30%	2.60%	2004	5.3
Highland Primary (2024-25)	92.70%	5.10%	C	61	C
Bonar Bridge Primary	92.81%	4.86%	2.33%	-	-
Dornoch Primary	93.60%	5.09%	1.31%	-	-

Secondary School	% Actual Attendance	% Authorised Absences	% Unauthorised Absences	(2024/25) No of Exclusions	(2024/25) Exclusion Rates per 1000 pupils
National Secondary (2024-25)	88.40%	6.60%	5.00%	8472	26.9
Highland Secondary (2024-25)	86.80%	7.50%	5.70%	454	32.7
Dornoch Academy	87.94%	7.92%	4.12%	5	22.2

c = value suppressed to protect against the risk of disclosure of personal information

## 9. Attainment Profile

### 9.1 Primary Attainment – Pupils Achieving Expected National Curriculum for Excellence Levels – P1, 4, 7 Combined, Literacy and Numeracy

2024/25	Roll P1/4/7	Reading	Writing	Listening & Talking	Numeracy
<b>National</b>		81%	77%	88%	80%
<b>Highland</b>		77%	72%	87%	75%
Bonar Bridge Primary	11	c	c	c	c
Dornoch Primary	79	70-80%	80-90%	80-90%	70-80%

2023/24	Roll P1/4/7	Reading	Writing	Listening & Talking	Numeracy
<b>National</b>		81%	76%	87%	80%
<b>Highland</b>		76%	71%	87%	74%
Bonar Bridge Primary	20	c	c	c	c
Dornoch Primary	69	70-80%	70-80%	80-90%	70-80%

2022/23	Roll P1/4/7	Reading	Writing	Listening & Talking	Numeracy
<b>National</b>		80%	75%	87%	80%
<b>Highland</b>		74%	68%	74%	72%
Bonar Bridge Primary	22	60-70%	60-70%	80-90%	60-70%
Dornoch Primary	72	70-80%	70-80%	80-90%	60-70%

c = value suppressed to protect against the risk of disclosure of personal information

### 9.2 Secondary Attainment – Literacy

School Leavers Achieving Literacy			
Establishment	Year	% Level 4 Literacy	% Level 5 Literacy
Dornoch Academy	2023/24	C	C
Virtual Comparator	2023/24	C	C
Dornoch Academy	2022/23	C	C
Virtual Comparator	2022/23	C	C
Dornoch Academy	2021/22	C	C
Virtual Comparator	2021/22	C	C

c = value suppressed to protect against the risk of disclosure of personal information

#### 9.2.1 Secondary Attainment – Numeracy

School Leavers Achieving Numeracy			
Establishment	Year	% Level 4 Numeracy	% Level 5 Numeracy
Dornoch Academy	2023/24	C	73%
Virtual Comparator	2023/24	C	78%
Dornoch Academy	2022/23	C	71%
Virtual Comparator	2022/23	C	71%

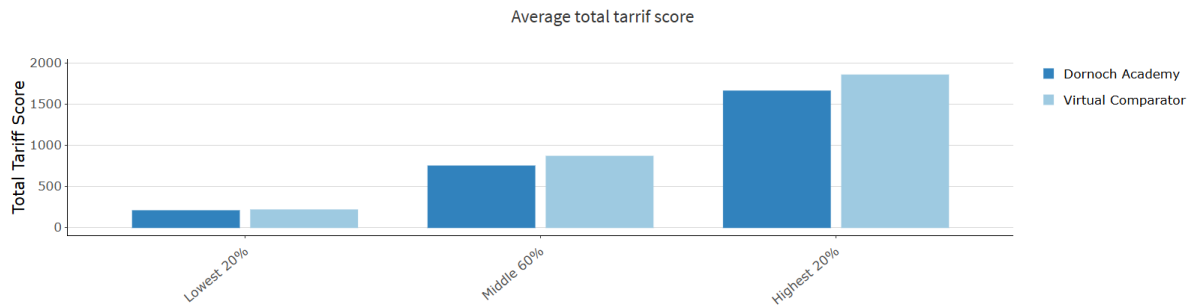
Dornoch Academy	2021/22	C	69%
Virtual Comparator	2021/22	C	75%

c = value suppressed to protect against the risk of disclosure of personal information

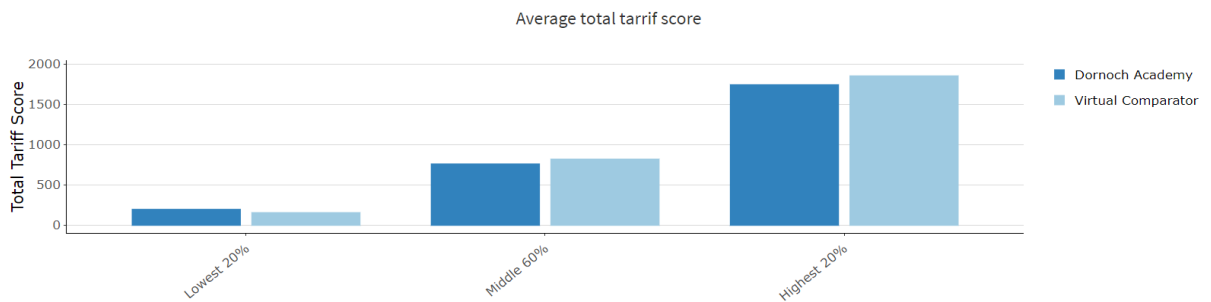
### 9.2.2 Senior Phase

Average Total Tariff for Leavers				
Establishment	Year	Lowest 20%	Middle 60%	Highest 20%
Dornoch Academy	2023/24	199	743	1655
Virtual Comparator	2023/24	209	861	1850
Dornoch Academy	2022/23	193	757	1741
Virtual Comparator	2022/23	152	817	1851
Dornoch Academy	2021/22	257	799	1881
Virtual Comparator	2021/22	207	911	1882

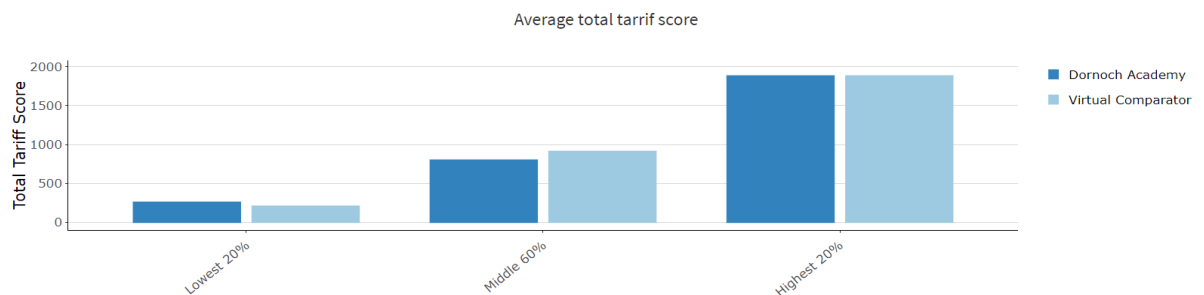
### 9.3 2023/24



### 9.4 2022/23



### 9.5 2021/22



## 9.6 Pupil Destinations 16+

Leaver destination information is taken from the School Leaver Destination data collected by Skills Development Scotland (SDS) on behalf of the Scottish Government.

	% Positive Destinations		
	2021/22	2022/23	2023/24
Dornoch Academy	94.29	100	97.78
Highland	94.45	95.27	96.5
Scotland	95.74	95.87	95.71

### 9.6.1 Number of pupils leaving in school year:

	Dornoch Academy	HIGHLAND	SCOTLAND
2021/22	35	2559	55211
2022/23	28	2474	54719
2023/24	45	2629	55961

### 9.6.2 Destination of pupils (%):

DESTINATION	Dornoch Academy			HIGHLAND			SCOTLAND		
	21/22	22/23	23/24	21/22	22/23	23/24	21/22	22/23	23/24
Higher Education	45.71	42.86	31.11	34.11	33.1	32.07	41.27	40.3	40.8
Further Education	20	10.71	20	19.54	20.53	20.39	25.45	26.62	26.43
Training	0	0	2.22	1.52	1.9	3.04	2.91	3.35	3.89
Employment	28.57	42.86	44.44	38.73	39.05	40.4	25.12	24.34	23.08
Voluntary	0	3.57	0	0.31	0.53	0.42	0.47	0.52	0.58
Activity Agreements	0	0	0	0	0	0	0	0	0
Unemployed Seeking	2.85	0	0	2.89	2.95	2.05	2.32	2.24	2.16
Unemployed Not Seeking	2.85	0	2.22	1.76	1.62	1.45	1.55	1.57	1.86
Unknown	0	0	0	0.9	0.16	0	0.4	0.32	0.27

**Note:** National averages have been calculated from the figures for all available local authority and grant-aided schools, whereas the local authority averages are based on local authority schools only.

Designation: Assistant Chief Executive - People

Date: 4 February 2026

Author: Katherine Van Voornveld, Area Quality Improvement Manager N3

Background Notes:

- (For all figures marked with "C")  
c = value suppressed to protect against the risk of disclosure of personal information
- All data used within this report comes from the most recently published source.

Appendices: n/a