

Agenda Item	7ii
Report No	SCC/14/26

The Highland Council

Committee: Sutherland Committee

Date: 16 February 2027

Report Title: Golspie High Associated School Group Overview

Report By: Assistant Chief Executive – People Cluster

1. Purpose/Executive Summary

- 1.1 This report provides an update of key information in relation to the schools within the Golspie High Associated School Group (ASG) and provides useful updated links to further information in relation to these schools.
- 1.2 The primary schools in this area serve 300 pupils, ELC settings serve 62 children (53 in LA settings and 9 in Partner settings as at September Census), with the secondary school serving 257 young people.

2. Recommendations

- 2.1 Members are asked to:
 - i. Scrutinise and note the content of the report

3. Implications

- 3.1 Resource
There are no implications arising from this report.
- 3.2 Legal
There are no implications arising from this report.
- 3.3 Risk
The Service is committed to a sustained focus on progress and improvement to mitigate against the risk of under-performance which impacts on children and young people being able to achieve their full potential.
- 3.4 Health and Safety (risks arising from changes to plant, equipment, process, or people)
There are no implications arising from this report.
- 3.5 Gaelic
Continued improvements in primary phase Gaelic Medium Education attainment will support progress in secondary.

4. Impacts

- 4.1 In Highland, all policies, strategies or service changes are subject to an integrated screening for impact for Equalities, Poverty and Human Rights, Children’s Rights and Wellbeing, Climate Change, Islands and Mainland Rural Communities, and Data Protection. Where identified as required, a full impact assessment will be undertaken.
- 4.2 Considering impacts is a core part of the decision-making process and needs to inform the decision-making process. When taking any decision, Members must give due regard to the findings of any assessment.
- 4.3 This is an update report and therefore an impact assessment is not required.

5. School Website Links

- 5.1 Secondary – [Link to Golspie High website](#)
Primary – [Link to School information on Highland Council website](#)

School	Link to School Webpage
Brora Primary	Brora Primary website
Golspie Primary	Golspie Primary website
Helmsdale Primary	Helmsdale Primary website
Lairg Primary	Lairg Primary website
Rogart Primary	Rogart Primary website
Rosehall Primary	Rosehall Primary website

- 5.2 Standards and Quality Reports – latest reports:

School	Leadership of change	Learning, teaching and assessment	Ensuring wellbeing, equality and inclusion	Raising attainment and achievement
Golspie High School	Good	Satisfactory	Good	Satisfactory
Brora Primary	Very Good	Good	Very Good	Good
Golspie Primary	Satisfactory	Satisfactory	Satisfactory	Satisfactory
Helmsdale Primary	Good	Satisfactory	Good	Good
Lairg Primary	Good	Good	Very Good	Very Good
Rogart Primary	Satisfactory	Good	Good	Satisfactory
Rosehall Primary	Very Good	Very Good	Very Good	Very Good

ELC	Leadership of change	Learning, teaching and assessment	Ensuring wellbeing, equality and inclusion	Raising attainment and achievement
Brora PS Nursery	Very Good	Good	Very Good	Good
Golspie PS Nursery	Good	Good	Good	Good
Helmsdale PS Nursery	Good	Good	Good	Good
Lairg PS Nursery	Good	Good	Very Good	Good
Rogart PS Nursery	Good	Satisfactory	Good	Satisfactory

6. Education Scotland Inspection Reports

6.1

School	Date of Latest Published Report	Link to Education Scotland Pages
Brora Primary	27/05/2025	Link
Golspie Primary	*+ 5 Years	Link
Helmsdale Primary	16/05/2023	Link
Lairg Primary	*+ 5 Years	Link
Rogart Primary	*+ 5 Years	Link
Rosehall Primary	*+ 5 Years	Link

*Education Scotland website shows review and inspection reports in last 5 years, older reports are no longer available to view on the site.

7. School Rolls

7.1 ASG School Rolls – Session 2025-26

Primary School	P1	P2	P3	P4	P5	P6	P7	Total
Brora Primary	9	9	14	16	15	12	17	92
Golspie Primary	9	10	13	19	7	14	17	89
Helmsdale Primary	6	5	3	2	11	4	10	41
Lairg Primary	5	7	9	7	8	10	9	55
Rogart Primary	2	2	2	6		4	3	19
Rosehall Primary		2	1			1		4
Total	31	35	42	50	41	45	56	300

School Name	S1	S2	S3	S4	S5	S6	TOTAL S1-S6
Golspie High School	45	50	45	48	41	28	257

7.2 School Roll and Capacity Forecasts

The school roll and capacity forecast for the ASG can be found here:

https://www.highland.gov.uk/info/878/schools/818/school_roll_forecasts

8. Attendance / Absence / Exclusions – Session 2024/25

8.1

Primary Schools	% Actual Attendance	% Authorised Absences	% Unauthorised Absences	(2024/25) No of Exclusions	(2024/25) Exclusion Rates per 1000 pupils
National Primary (2024-25)	93.10%	4.30%	2.60%	2004	5.3
Highland Primary (2024-25)	92.70%	5.10%	C	61	C
Brora Primary	93.16%	4.96%	1.88%	-	-
Golspie Primary	90.71%	5.95%	C	C	C
Helmsdale Primary	91.10%	6.66%	2.25%	-	-
Lairg Primary	92.97%	6.25%	0.78%	-	-
Rogart Primary	91.72%	7.09%	1.18%	-	-
Rosehall Primary	95.83%	4.17%	0.00%	-	-

Secondary School	% Actual Attendance	% Authorised Absences	% Unauthorised Absences	(2024/25) No of Exclusions	(2024/25) Exclusion Rates per 1000 pupils
National Secondary (2024-25)	88.40%	6.60%	5.00%	8472	26.9
Highland Secondary (2024-25)	86.80%	7.50%	5.70%	454	32.7
Golspie High School	88.85%	9.07%	C	C	C

c = value suppressed to protect against the risk of disclosure of personal information

9. Attainment Profile

9.1 Primary Attainment – Pupils Achieving Expected National Curriculum for Excellence Levels – P1, 4, 7 Combined, Literacy and Numeracy

2024/25	Roll P1/4/7	Reading	Writing	Listening & Talking	Numeracy
National		81%	77%	88%	80%
Highland		77%	72%	87%	75%
Brora Primary	35	80-90%	70-80%	80-90%	80-90%
Golspie Primary	28	80-90%	80-90%	90+%	80-90%
Helmsdale Primary	24	70-80%	50-60%	80-90%	60-70%
Lairg Primary	23	90+%	80-90%	90+%	90+%
Rogart Primary	7	c	c	c	c
Rosehall Primary	7	c	c	c	c

2023/24	Roll P1/4/7	Reading	Writing	Listening & Talking	Numeracy
National		81%	76%	87%	80%
Highland		76%	71%	87%	74%
Brora Primary	43	80-90%	70-80%	90+%	90+%
Golspie Primary	43	70-80%	60-70%	80-90%	60-70%
Helmsdale Primary	12	c	c	c	c
Lairg Primary	26	90+%	80-90%	90+%	90+%
Rogart Primary	8	c	c	c	c
Rosehall Primary	3	c	c	c	c

2022/23	Roll P1/4/7	Reading	Writing	Listening & Talking	Numeracy
National		80%	75%	87%	80%
Highland		74%	68%	74%	72%
Brora Primary	45	70-80%	70-80%	90+%	70-80%
Golspie Primary	52	80-90%	70-80%	80-90%	80-90%
Helmsdale Primary	19	c	c	c	c
Lairg Primary	17	c	c	c	c
Rogart Primary	11	c	c	c	c
Rosehall Primary	7	c	c	c	c

c = value suppressed to protect against the risk of disclosure of personal information

9.2 Secondary Attainment – Literacy

School Leavers Achieving Literacy			
Establishment	Year	% Level 4 Literacy	% Level 5 Literacy
Golspie High School	2023/24	C	C
Virtual Comparator	2023/24	C	C
Golspie High School	2022/23	C	C
Virtual Comparator	2022/23	C	C
Golspie High School	2021/22	C	88%
Virtual Comparator	2021/22	C	79%

c = value suppressed to protect against the risk of disclosure of personal information

9.2.1 Secondary Attainment – Numeracy

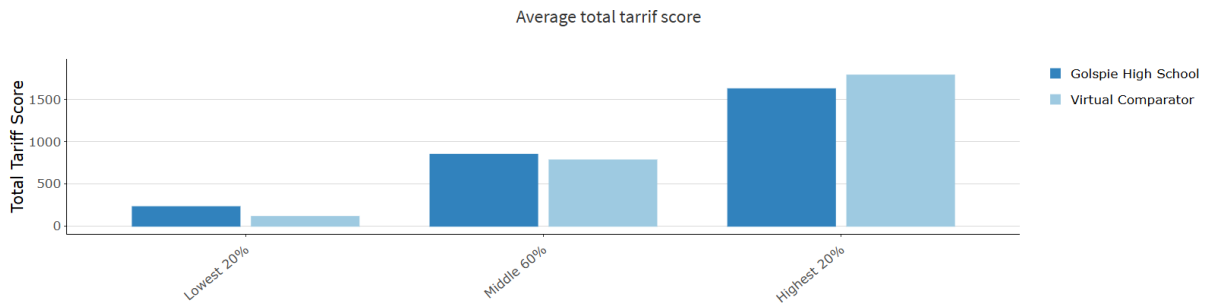
School Leavers Achieving Numeracy			
Establishment	Year	% Level 4 Numeracy	% Level 5 Numeracy
Golspie High School	2023/24	C	79%
Virtual Comparator	2023/24	C	71%
Golspie High School	2022/23	C	77%
Virtual Comparator	2022/23	C	71%
Golspie High School	2021/22	C	72%
Virtual Comparator	2021/22	C	66%

c = value suppressed to protect against the risk of disclosure of personal information

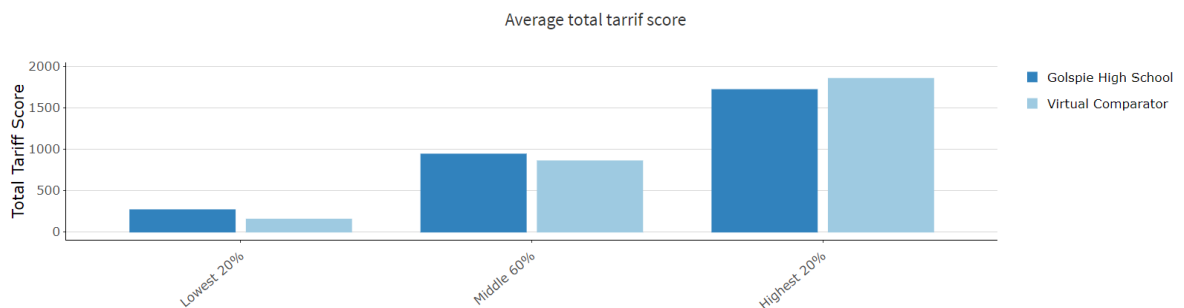
9.2.2 Senior Phase

Average Total Tariff for Leavers				
Establishment	Year	Lowest 20%	Middle 60%	Highest 20%
Golspie High School	2023/24	226	848	1626
Virtual Comparator	2023/24	110	781	1789
Golspie High School	2022/23	262	936	1716
Virtual Comparator	2022/23	149	854	1851
Golspie High School	2021/22	159	798	1552
Virtual Comparator	2021/22	128	724	1804

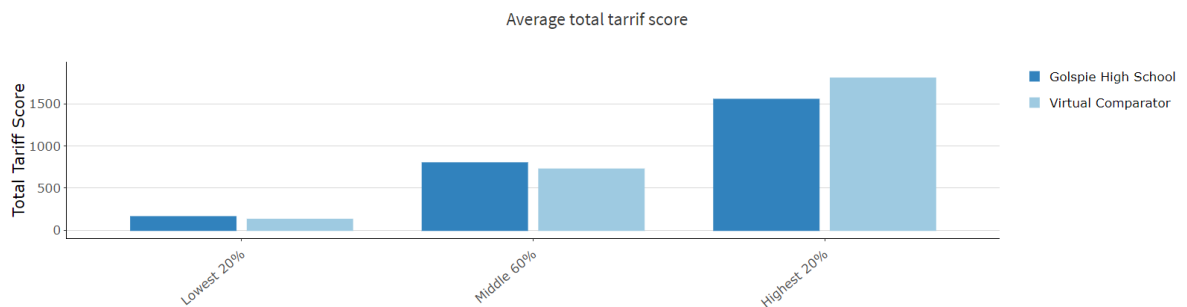
9.3 2023/24



9.4 2022/23



9.5 2021/22



9.6 Pupil Destinations 16+

Leaver destination information is taken from the School Leaver Destination data collected by Skills Development Scotland (SDS) on behalf of the Scottish Government.

	% Positive Destinations		
	2021/22	2022/23	2023/24
Golspie High School	95	90.7	100
Highland	94.45	95.27	96.5
Scotland	95.74	95.87	95.71

9.6.1 Number of pupils leaving in school year:

	Golspie High School	HIGHLAND	SCOTLAND
2021/22	40	2559	55211
2022/23	43	2474	54719
2023/24	43	2629	55961

9.6.2 Destination of pupils (%):

DESTINATION	Golspie High School			HIGHLAND			SCOTLAND		
	21/22	22/23	23/24	21/22	22/23	23/24	21/22	22/23	23/24
Higher Education	37.5	44.19	39.53	34.11	33.1	32.07	41.27	40.3	40.8
Further Education	15	9.3	6.98	19.54	20.53	20.39	25.45	26.62	26.43
Training	2.5	0	9.3	1.52	1.9	3.04	2.91	3.35	3.89
Employment	40	37.21	44.19	38.73	39.05	40.4	25.12	24.34	23.08
Voluntary	0	0	0	0.31	0.53	0.42	0.47	0.52	0.58
Activity Agreements	0	0	0	0	0	0	0	0	0
Unemployed Seeking	2.5	4.65	0	2.89	2.95	2.05	2.32	2.24	2.16
Unemployed Not Seeking	0	4.65	0	1.76	1.62	1.45	1.55	1.57	1.86
Unknown	2.5	0	0	0.9	0.16	0	0.4	0.32	0.27

Note: National averages have been calculated from the figures for all available local authority and grant-aided schools, whereas the local authority averages are based on local authority schools only.

Designation: Assistant Chief Executive - People

Date: 4 February 2026

Author: Katherine Van Voornveld, Area Quality Improvement Manager N3

Background Notes:

- (For all figures marked with "C")
c = value suppressed to protect against the risk of disclosure of personal information
- All data used within this report comes from the most recently published source.

Appendices: n/a