

Agenda Item	7iv
Report No	SCC/16/26

The Highland Council

Committee: Sutherland Committee

Date: 1 June 2026

Report Title: Kinlochbervie High Associated School Group Overview

Report By: Assistant Chief Executive – People Cluster

1. Purpose/Executive Summary

- 1.1 This report provides an update of key information in relation to the schools within the Ardnamurchan High Associated School Group (ASG) and provides useful updated links to further information in relation to these schools.
- 1.2 The primary schools in this area serve 39 pupils, ELC settings serve 15 children (15 in LA settings as at September Census), with the secondary school serving 28 young people.

2. Recommendations

- 2.1 Members are asked to:
 - i. Scrutinise and note the content of the report

3. Implications

- 3.1 Resource
There are no implications arising from this report.
- 3.2 Legal
There are no implications arising from this report.
- 3.3 Risk
The Service is committed to a sustained focus on progress and improvement to mitigate against the risk of under-performance which impacts on children and young people being able to achieve their full potential.
- 3.4 Health and Safety (risks arising from changes to plant, equipment, process, or people)
There are no implications arising from this report.
- 3.5 Gaelic
Continued improvements in primary phase Gaelic Medium Education attainment will support progress in secondary.

4. Impacts

4.1 In Highland, all policies, strategies or service changes are subject to an integrated screening for impact for Equalities, Poverty and Human Rights, Children’s Rights and Wellbeing, Climate Change, Islands and Mainland Rural Communities, and Data Protection. Where identified as required, a full impact assessment will be undertaken.

4.2 Considering impacts is a core part of the decision-making process and needs to inform the decision-making process. When taking any decision, Members must give due regard to the findings of any assessment.

4.3 This is an update report and therefore an impact assessment is not required.

5. School Website Links

5.1 Secondary – Link [to Kinlochbervie High website](#)

Primary – [Link to School information on Highland Council website](#)

School	Link to School Webpage
Durness Primary	Durness Primary website
Kinlochbervie Primary	Kinlochbervie Primary website
Scourie Primary	Scourie Primary website

5.2 Standards and Quality Reports – latest reports:

School	Leadership of change	Learning, teaching and assessment	Ensuring wellbeing, equality and inclusion	Raising attainment and achievement
Kinlochbervie High	Satisfactory	Satisfactory	Weak	Weak
Durness Primary	Satisfactory	Good	Good	Satisfactory
Kinlochbervie Primary	Satisfactory	Good	Good	Satisfactory
Scourie Primary	Satisfactory	Good	Good	Satisfactory

ELC	Leadership of change	Learning, teaching and assessment	Ensuring wellbeing, equality and inclusion	Raising attainment and achievement
Durness PS Nursery	Satisfactory	Very Good	Good	Good
Kinlochbervie PS Nursery	Satisfactory	Very Good	Good	Good
Scourie PS Nursery	Satisfactory	Very Good	Good	Good

6. Education Scotland Inspection Reports

6.1

School	Date of Latest Published Report	Link to Education Scotland Pages
Kinlochbervie High	11/03/2025	Link
Durness Primary	*+ 5 Years	Link
Kinlochbervie Primary	21/12/2021	Link
Scourie Primary	*+ 5 Years	Link

*Education Scotland website shows review and inspection reports in last 5 years, older reports are no longer available to view on the site.

7. School Rolls

7.1 ASG School Rolls – Session 2025-26

Primary School	P1	P2	P3	P4	P5	P6	P7	Total
Durness Primary		4	2	1		2		9
Kinlochbervie Primary			4	1	5		4	14
Scourie Primary	2	1	4	2	2	4	1	16
Total	2	5	10	4	7	6	5	39

School Name	S1	S2	S3	S4	S5	S6	TOTAL S1-S6
Kinlochbervie High School	4	8	6	7	2	1	28

7.2 **School Roll and Capacity Forecasts**

The school roll and capacity forecast for the ASG can be found here:

<https://www.highland.gov.uk/schools/school-roll-forecasts>

8. Attendance / Absence / Exclusions – Session 2024/25

8.1

Primary Schools	% Actual Attendance	% Authorised Absences	% Unauthorised Absences	(2024/25) No of Exclusions	(2024/25) Exclusion Rates per 1000 pupils
National Primary (2024-25)	93.10%	4.30%	2.60%	2004	5.3
Highland Primary (2024-25)	92.70%	5.10%	2.2%	61	C
Durness Primary	93.50%	4.13%	2.37%	-	-
Kinlochbervie Primary	92.20%	3.38%	4.42%	-	-
Scourie Primary	95.36%	2.94%	1.70%	-	-

Secondary School	% Actual Attendance	% Authorised Absences	% Unauthorised Absences	(2024/25) No of Exclusions	(2024/25) Exclusion Rates per 1000 pupils
National Secondary (2024-25)	88.40%	6.60%	5.00%	8472	26.9
Highland Secondary (2024-25)	86.80%	7.50%	5.70%	454	32.7
Kinlochbervie High School	84.76%	9.18%	6.05%	-	-

c = value suppressed to protect against the risk of disclosure of personal information

9. Attainment Profile

9.1 Primary Attainment – Pupils Achieving Expected National Curriculum for Excellence Levels – P1, 4, 7 Combined, Literacy and Numeracy

2024/25	Roll P1/4/7	Reading	Writing	Listening & Talking	Numeracy
National		81%	77%	88%	80%
Highland		77%	72%	87%	75%
Durness Primary	5	c	c	c	c
Kinlochbervie Primary	7	c	c	c	c
Scourie Primary	7	c	c	c	c

2023/24	Roll P1/4/7	Reading	Writing	Listening & Talking	Numeracy
National		81%	76%	87%	80%
Highland		76%	71%	87%	74%
Durness Primary	2	c	c	c	c
Kinlochbervie Primary	8	c	c	c	c
Scourie Primary	13	c	c	c	c

2022/23	Roll P1/4/7	Reading	Writing	Listening & Talking	Numeracy
National		80%	75%	87%	80%
Highland		74%	68%	74%	72%
Durness Primary	2	-	-	-	-
Kinlochbervie Primary	10	c	c	c	c
Scourie Primary	4	c	c	c	c

c = value suppressed to protect against the risk of disclosure of personal information

9.2 Secondary Attainment – Literacy

School Leavers Achieving Literacy			
Establishment	Year	% Level 4 Literacy	% Level 5 Literacy
Kinlochbervie High School	2024/25	C	C
Virtual Comparator	2024/25	C	C
Kinlochbervie High School	2023/24	C	C
Virtual Comparator	2023/24	C	C
Kinlochbervie High School	2022/23	C	C
Virtual Comparator	2022/23	C	C

c = value suppressed to protect against the risk of disclosure of personal information

9.2.1 Secondary Attainment – Numeracy

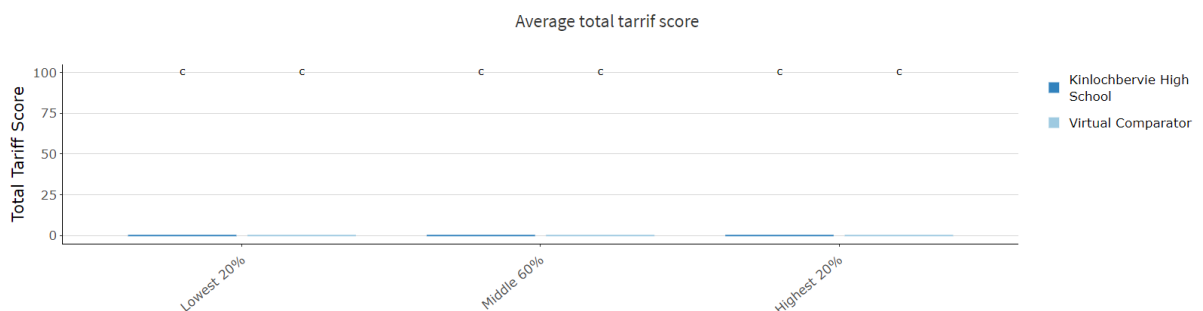
School Leavers Achieving Numeracy			
Establishment	Year	% Level 4 Numeracy	% Level 5 Numeracy
Kinlochbervie High School	2024/25	C	C
Virtual Comparator	2024/25	C	C
Kinlochbervie High School	2023/24	C	C
Virtual Comparator	2023/24	C	C
Kinlochbervie High School	2022/23	C	C
Virtual Comparator	2022/23	C	C

c = value suppressed to protect against the risk of disclosure of personal information

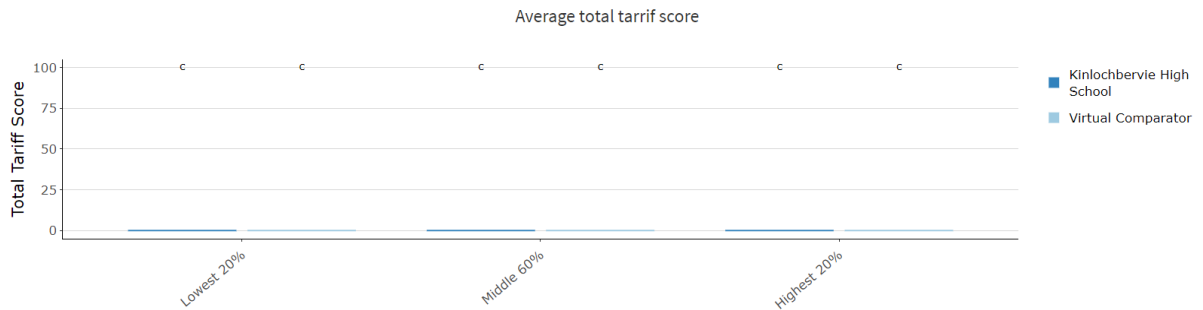
9.2.2 Senior Phase

Average Total Tariff for Leavers				
Establishment	Year	Lowest 20%	Middle 60%	Highest 20%
Kinlochbervie High School	2024/25	C	C	C
Virtual Comparator	2024/25	C	C	C
Kinlochbervie High School	2023/24	C	C	C
Virtual Comparator	2023/24	C	C	C
Kinlochbervie High School	2022/23	C	C	C
Virtual Comparator	2022/23	C	C	C

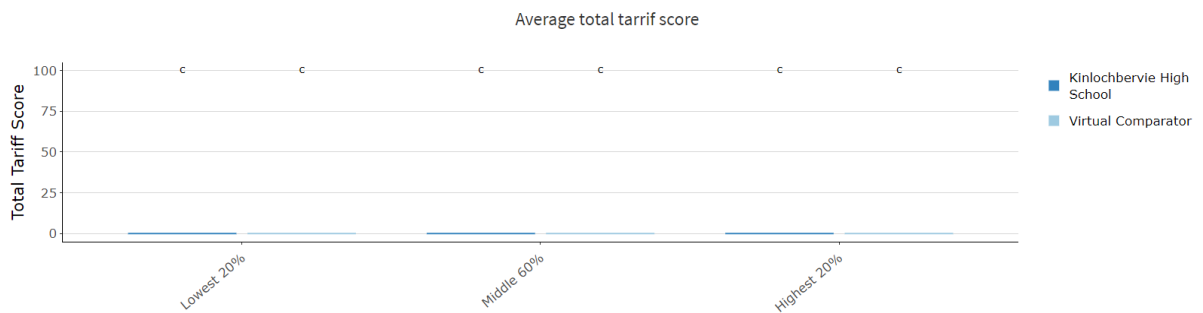
9.3 2023/24



9.4 2022/23



9.5 2021/22



9.6 Pupil Destinations 16+

Leaver destination information is taken from the School Leaver Destination data collected by Skills Development Scotland (SDS) on behalf of the Scottish Government.

	% Positive Destinations		
	2021/22	2022/23	2023/24
Kinlochbervie High School	100	100	100
Highland	95.27	96.5	93.5
Scotland	95.87	95.71	95.67

9.6.1 Number of pupils leaving in school year:

	Kinlochbervie High	HIGHLAND	SCOTLAND
2022/23	7	2474	54719
2023/24	5	2629	55961
2024/25	8	2586	55779

9.6.2 Destination of pupils (%):

DESTINATION	Kinlochbervie High			HIGHLAND			SCOTLAND		
	21/22	22/23	23/24	21/22	22/23	23/24	21/22	22/23	23/24
Higher Education	0	20	25	33.1	32.07	32.64	40.3	40.8	42.31
Further Education	14.29	0	25	20.53	20.39	16.82	26.62	26.43	26
Training	0	20	0	1.9	3.04	2.9	3.35	3.89	3.99
Employment	85.71	60	50	39.05	40.4	40.37	24.34	23.08	21.6
Voluntary	0	0	0	0.53	0.42	0.46	0.52	0.58	0.68
Activity Agreements	0	0	0	0	0	0	0	0	0
Unemployed Seeking	0	0	0	2.95	2.05	3.63	2.24	2.16	2.39
Unemployed Not Seeking	0	0	0	1.62	1.45	1.86	1.57	1.86	1.56
Unknown	0	0	0	0.16	0	1.01	0.32	0.27	0.38

Note: National averages have been calculated from the figures for all available local authority and grant-aided schools, whereas the local authority averages are based on local authority schools only.

Designation: Assistant Chief Executive - People

Date: 12 May 2026

Author: Katherine Van Voornveld, Area Quality Improvement Manager North 3, (AQIM N3)

Background Notes:

- (For all figures marked with "C")
c = value suppressed to protect against the risk of disclosure of personal information
- All data used within this report comes from the most recently published source.

Appendices: n/a