

- Notes**
1. All dimensions in millimeters unless otherwise stated.
 2. The specification referred to in this drawing is the *Specification for Highway Works (SHW)* published by T.S.O. (The Stationery Office).
 3. Kerb types to BS EN 1340:2003 and SHW CI1101.
 4. Foundations and haunchings concrete Class ST2 to SHW CI 1101. The haunching concrete must be placed within one hour of laying the concrete bed.
 5. Mortar designation and mixes to Table 24/1 of SHW CI 2404. Kerbs are not to be laid on a race of fresh concrete as stated in the SHW, para 4, (1).
 6. Precast concrete kerbs, channels, edgings and quadrants shall be laid and bedded in accordance with BS 7533-6 for raised kerbs and quadrants or in accordance with BS 7533-4 for flush kerbs and channels.
 7. For kerbing on bridge decks consult Structures Team.

Revision Details			
Drawn by	Checked by	Check Date	Sufix



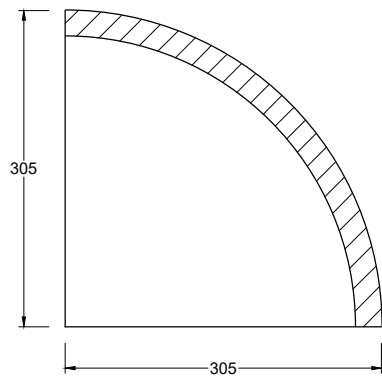
Project: Standard details. Series 1100:
 Kerbs, footways, cycleways and paved areas

Title: Pre-cast concrete kerb details: Sheet 2

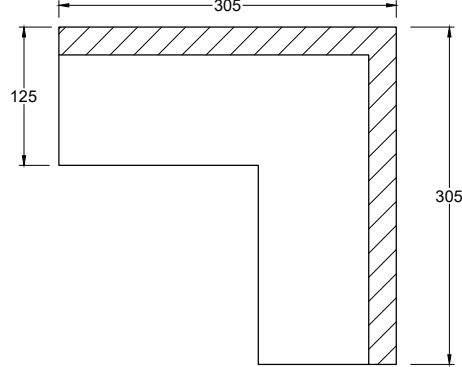
Scale (at A4): Not to scale

Drawn	JC	Date	09/2023
Checked	CHK	Date	09/2023

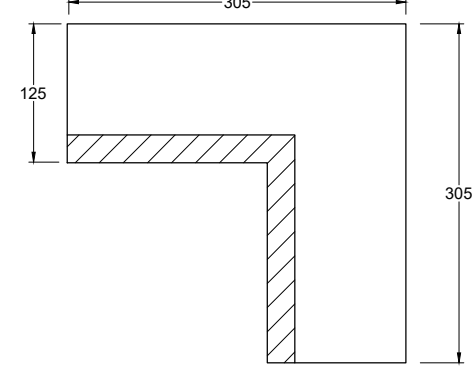
Drawing No:	SD/1100/02	Rev:	1
-------------	------------	------	---



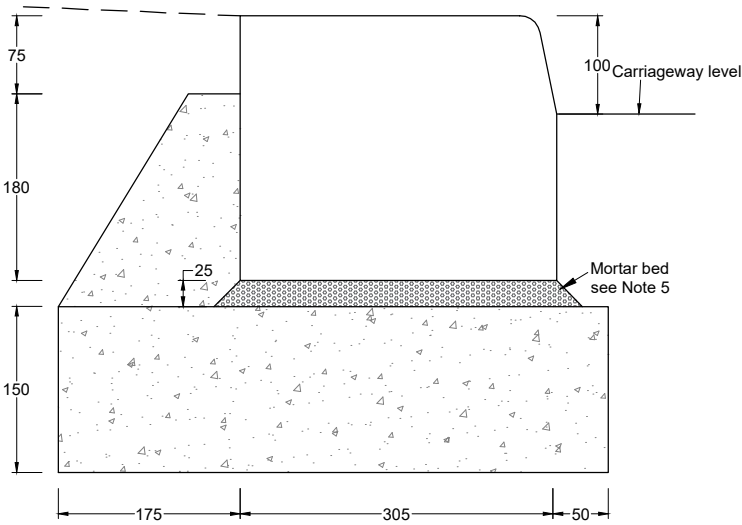
PRECAST 305x255mm CONCRETE QUADRANT KERB: PLAN



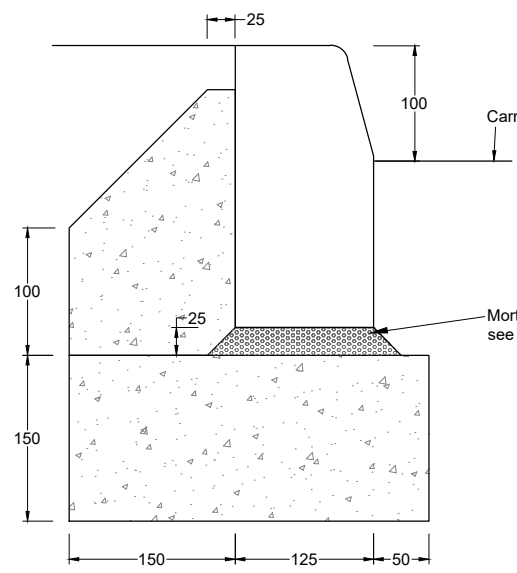
125x255mm HALF BATTER EXTERNAL ANGLE KERB PLAN (HB3)



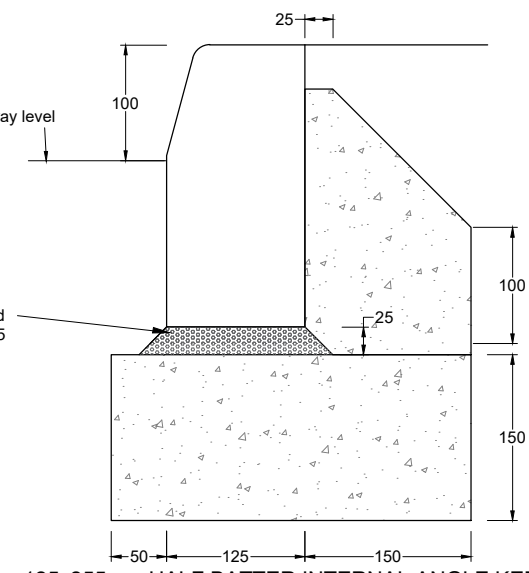
125x255mm HALF BATTER INTERNAL ANGLE KERB PLAN (HB4)



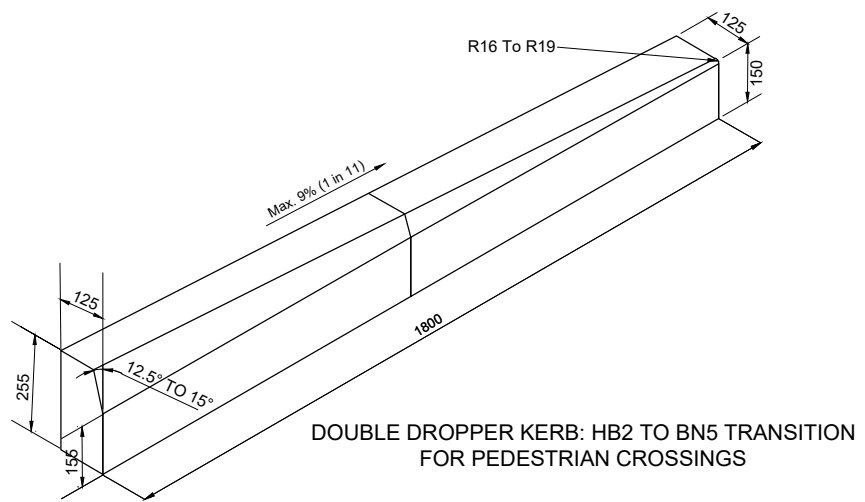
PRECAST 305x255mm CONCRETE QUADRANT KERB



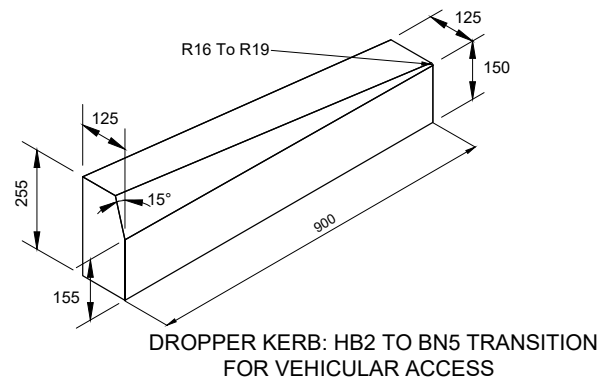
125x255mm HALF BATTER EXTERNAL ANGLE KERB IN RESIDENTIAL AREAS (HB3)



125x255mm HALF BATTER INTERNAL ANGLE KERB IN RESIDENTIAL AREAS (HB4)



DOUBLE DROPPER KERB: HB2 TO BN5 TRANSITION FOR PEDESTRIAN CROSSINGS



DROPPER KERB: HB2 TO BN5 TRANSITION FOR VEHICULAR ACCESS